



US 20140229340A1

(19) **United States**

(12) **Patent Application Publication**
HENDRICKS et al.

(10) **Pub. No.: US 2014/0229340 A1**

(43) **Pub. Date: Aug. 14, 2014**

(54) **ELECTRONIC BOOK HAVING ELECTRONIC
COMMERCE FEATURES**

Publication Classification

(71) Applicant: **ADREA LLC**, Sunnyvale, CA (US)

(51) **Int. Cl.**
G06Q 30/06 (2006.01)

(72) Inventors: **John S. HENDRICKS**, Potomac, MD
(US); **Michael L. Asmussen**, Herndon,
VA (US); **John S. McCoskey**, Castle
Rock, CO (US)

(52) **U.S. Cl.**
CPC **G06Q 30/0641** (2013.01); **G06Q 30/0635**
(2013.01)
USPC **705/26.81**; 705/27.1

(21) Appl. No.: **14/253,693**

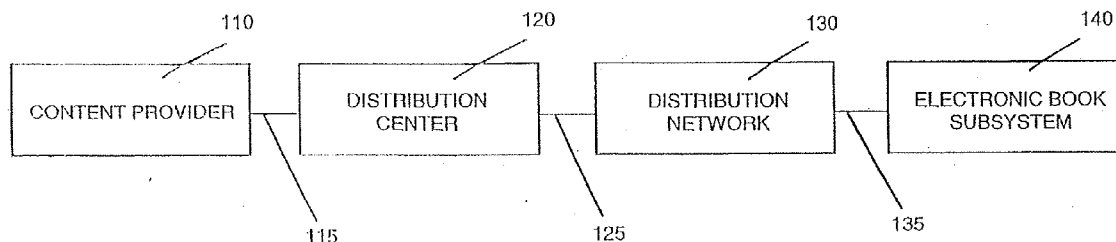
(57) **ABSTRACT**

(22) Filed: **Apr. 15, 2014**

A viewer for displaying an electronic book and providing for electronic commerce. In conjunction with viewing an electronic book, a user can view information about products and services, view an on-line electronic catalog, and receive samples of products available for purchase. By entering a purchase request, the user can purchase products or services. In the case of a digital product, the user can download the purchased product directly into the viewer. The viewer also records statistics concerning purchase and information requests in order to recommend related products or services, or for directing particular types of advertisements to the user.

Related U.S. Application Data

(60) Continuation of application No. 13/848,663, filed on Mar. 21, 2013, which is a continuation of application No. 12/971,470, filed on Dec. 17, 2010, now Pat. No. 8,429,028, which is a division of application No. 12/391,044, filed on Feb. 23, 2009, now Pat. No. 7,865,405, which is a continuation of application No. 09/441,892, filed on Nov. 17, 1999, now Pat. No. 7,509,270.



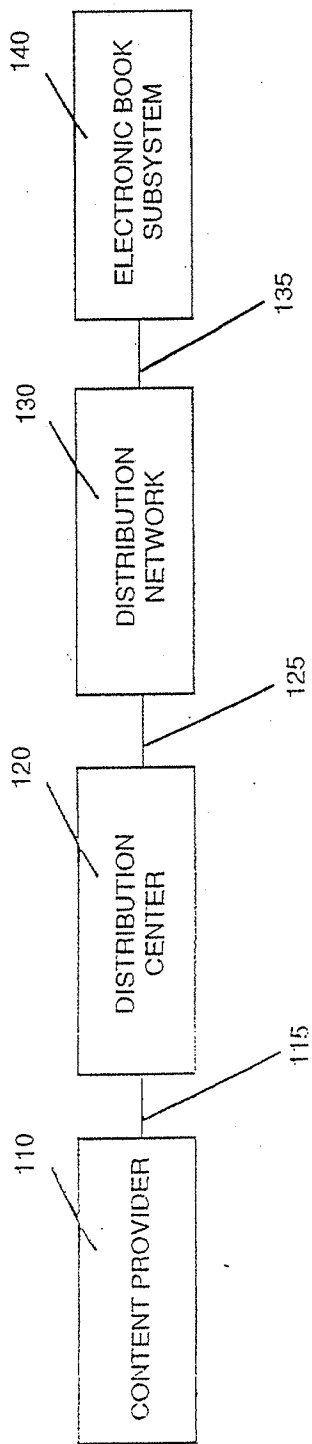


Fig. 1a

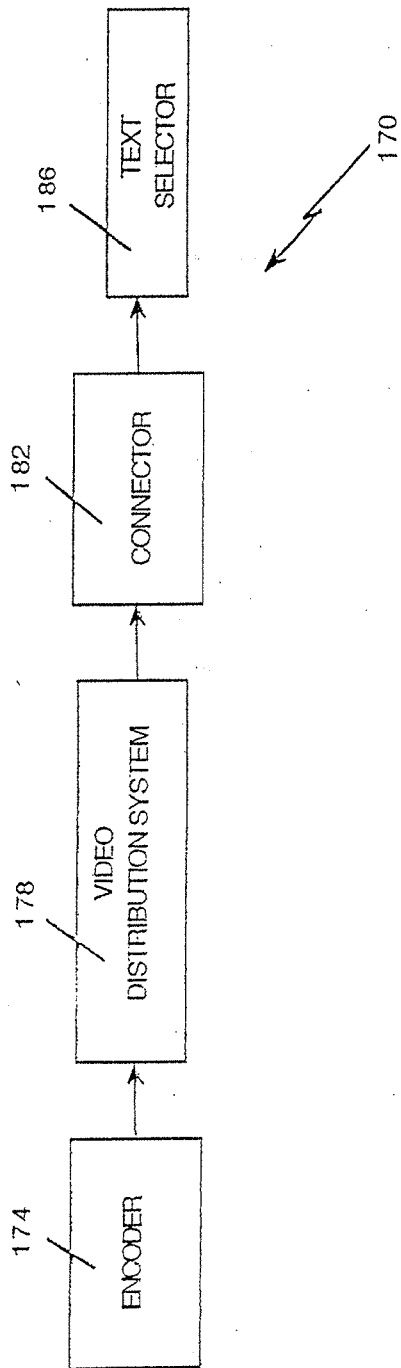


Fig. 1b

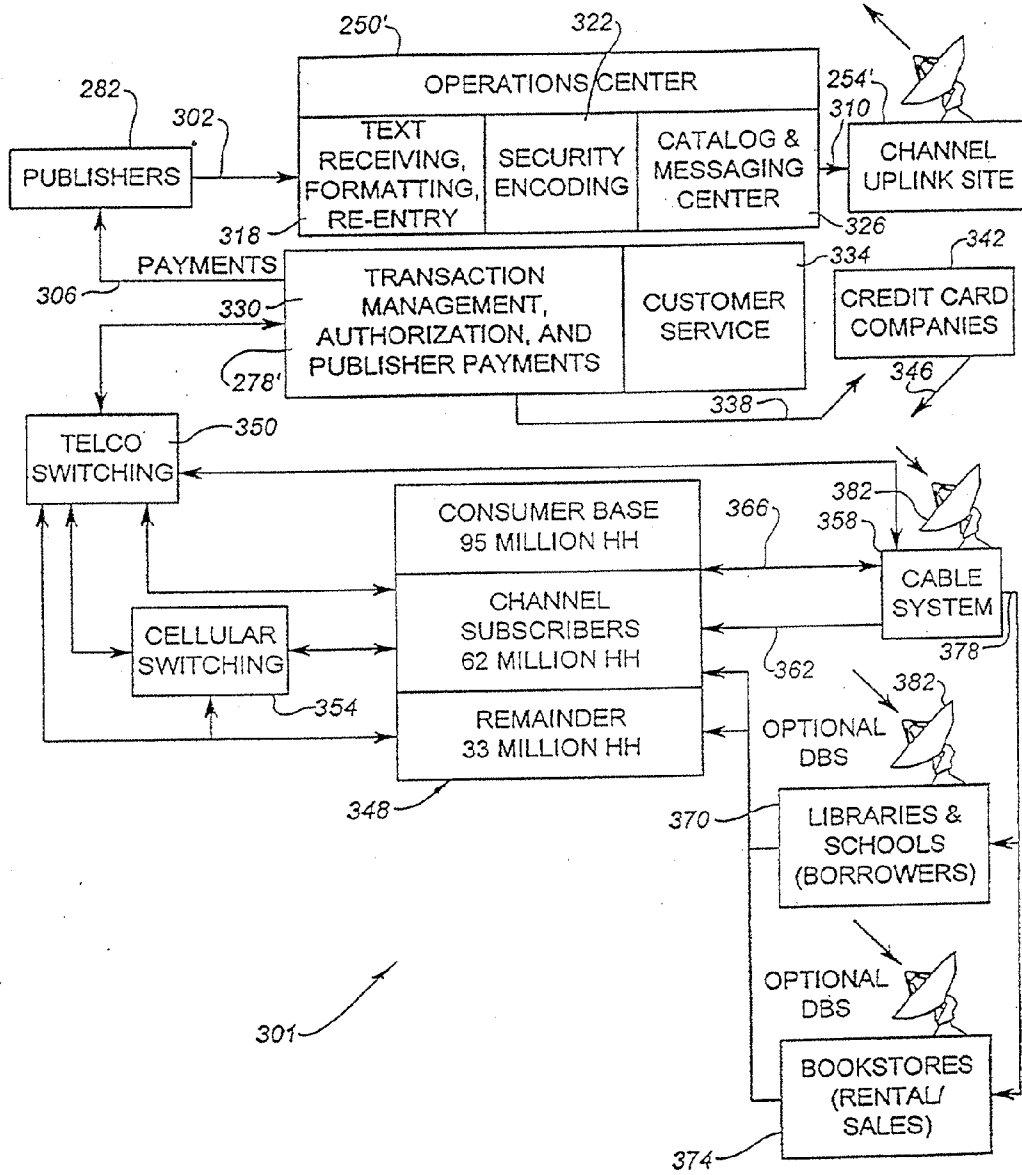


Fig. 3

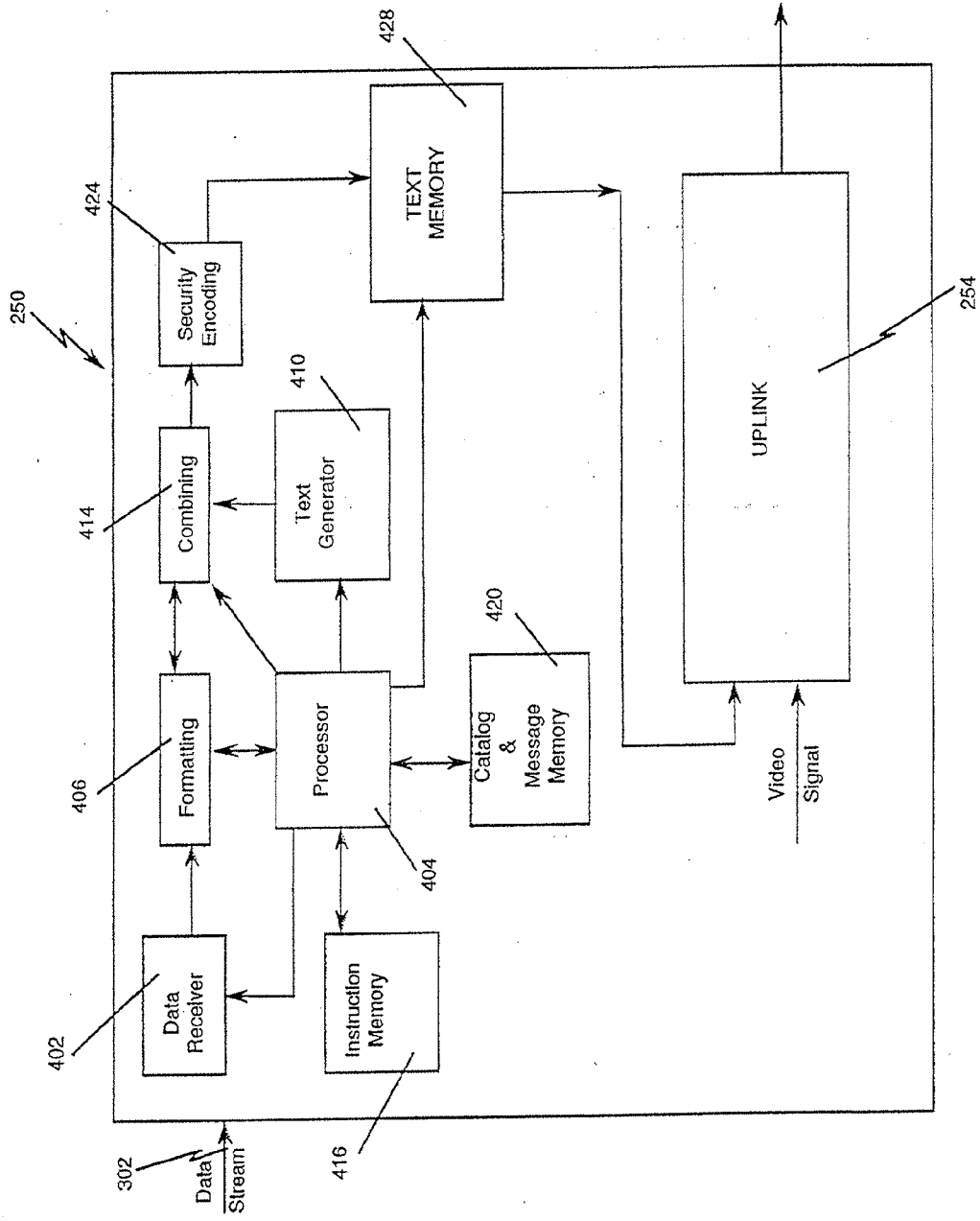


Fig. 4

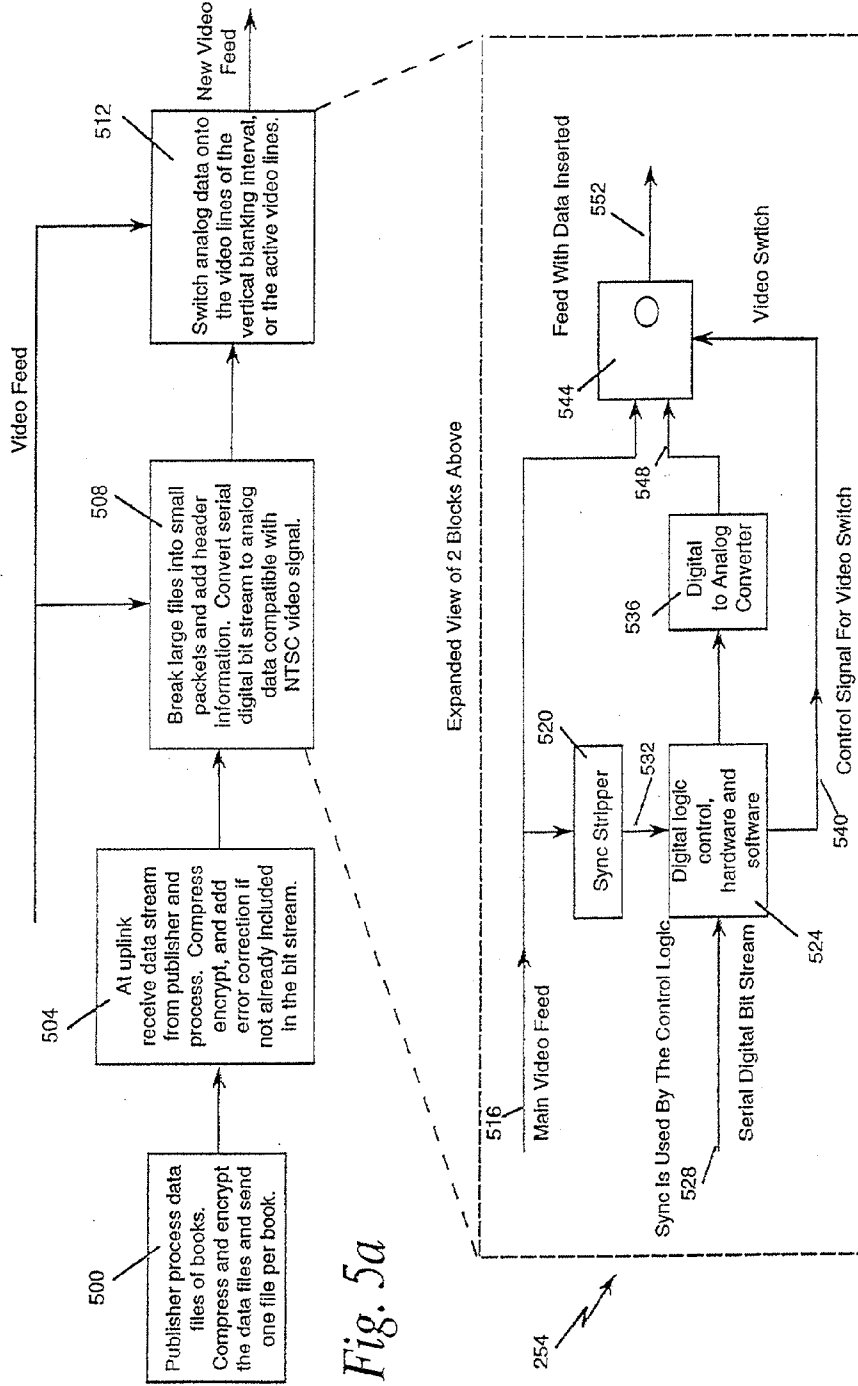


Fig. 5a

Fig. 5b

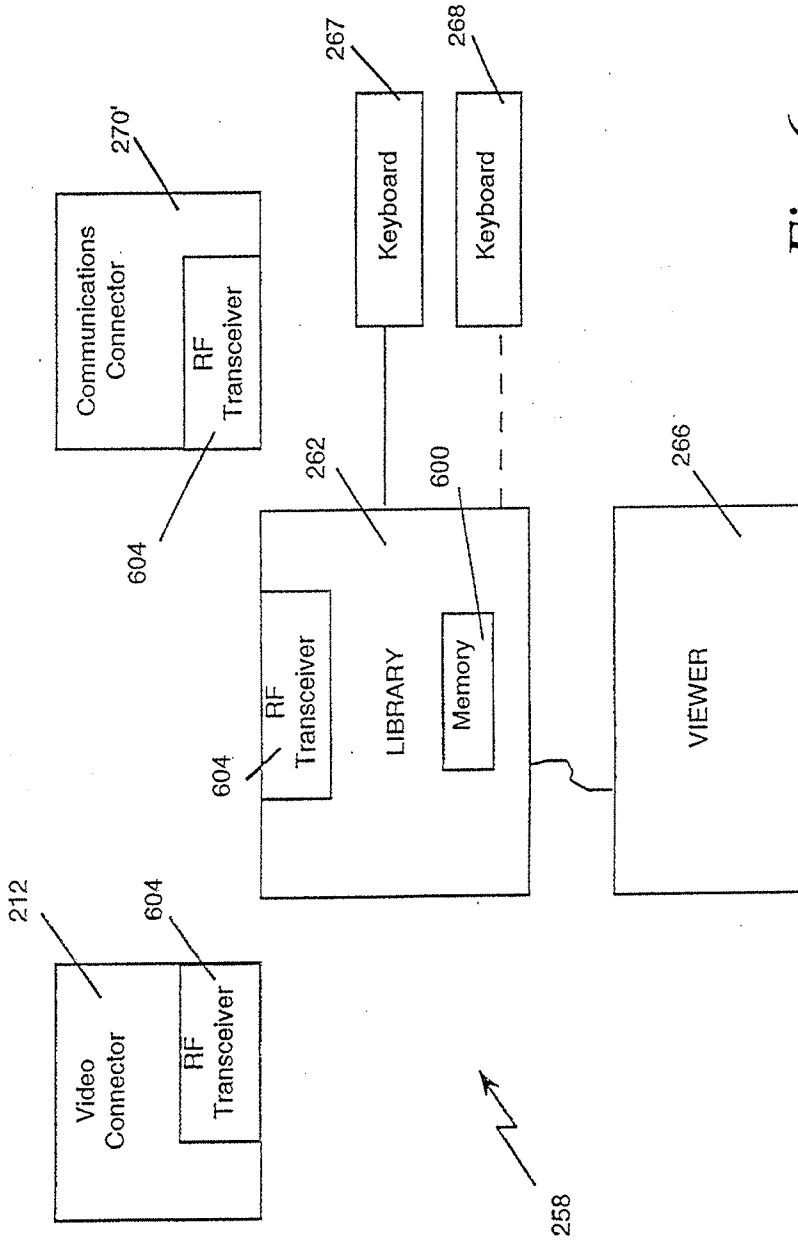


Fig. 6a

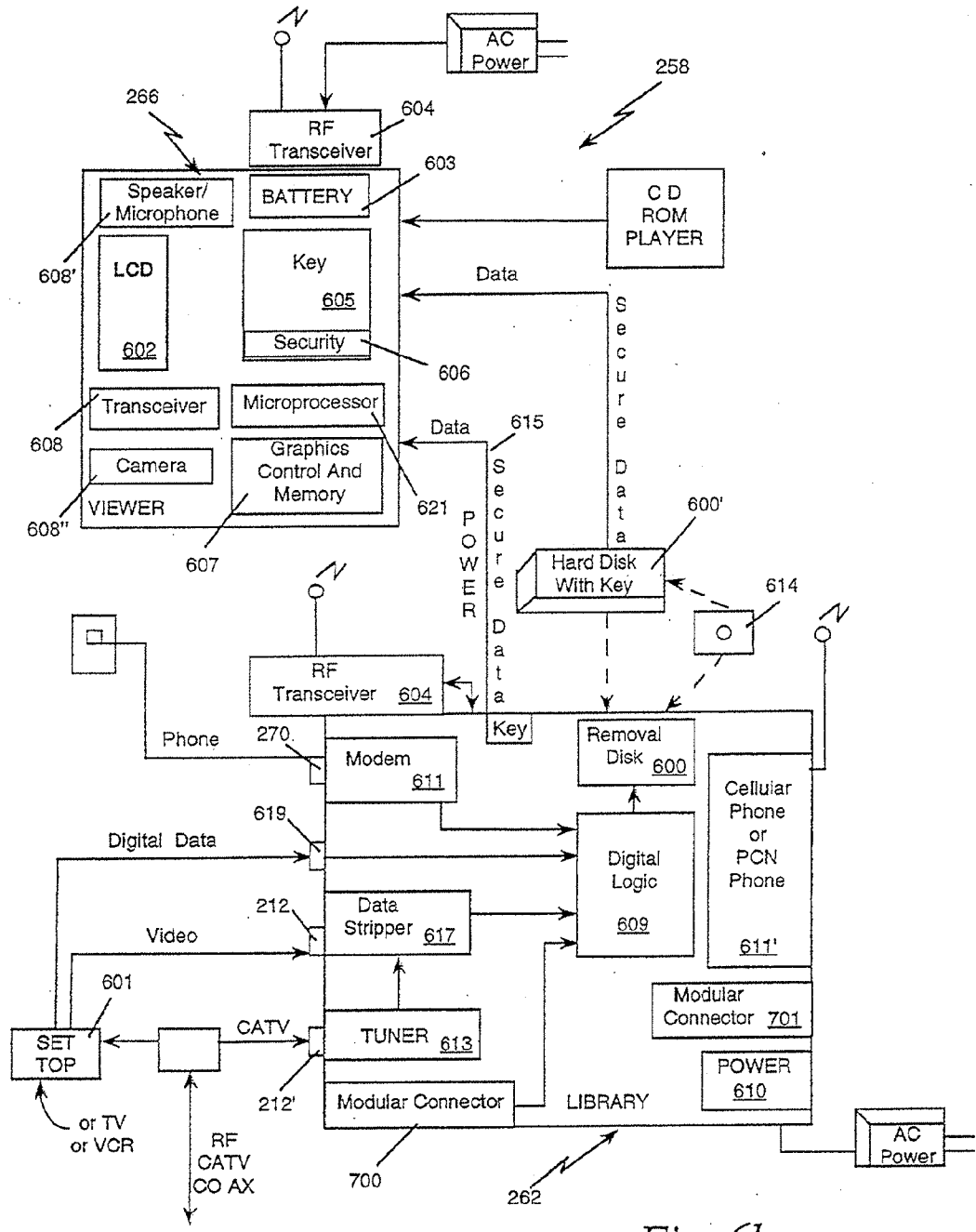


Fig. 6b

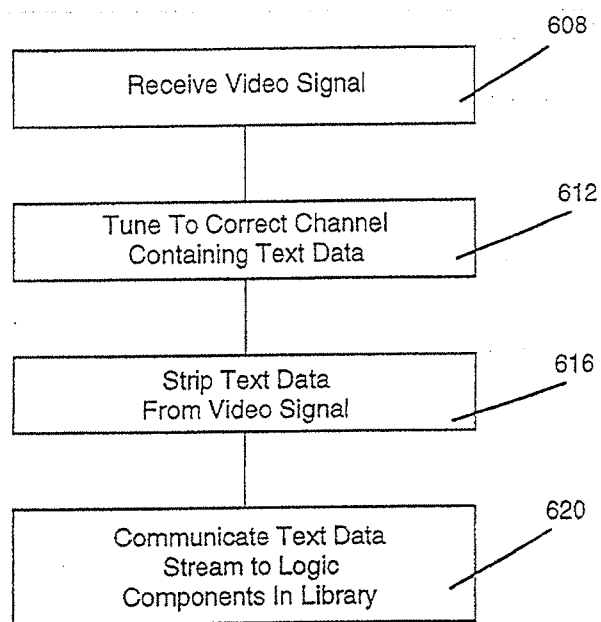


Fig. 7

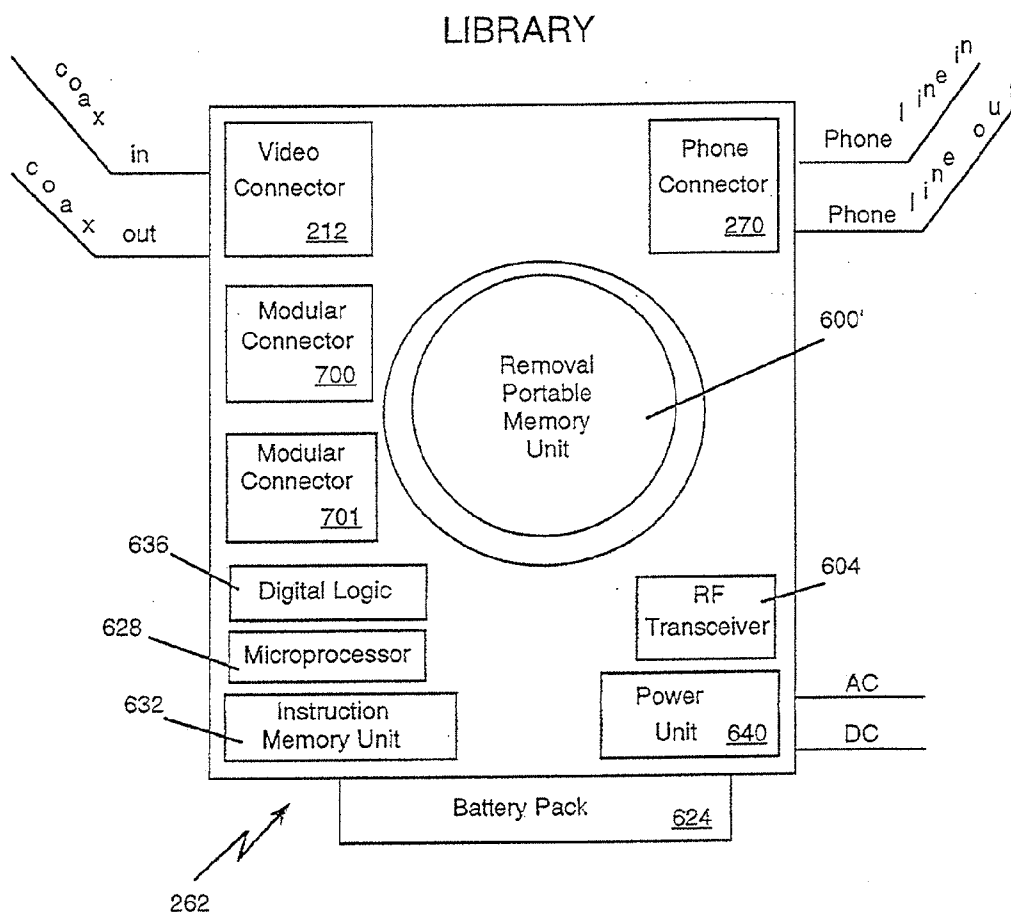


Fig. 8

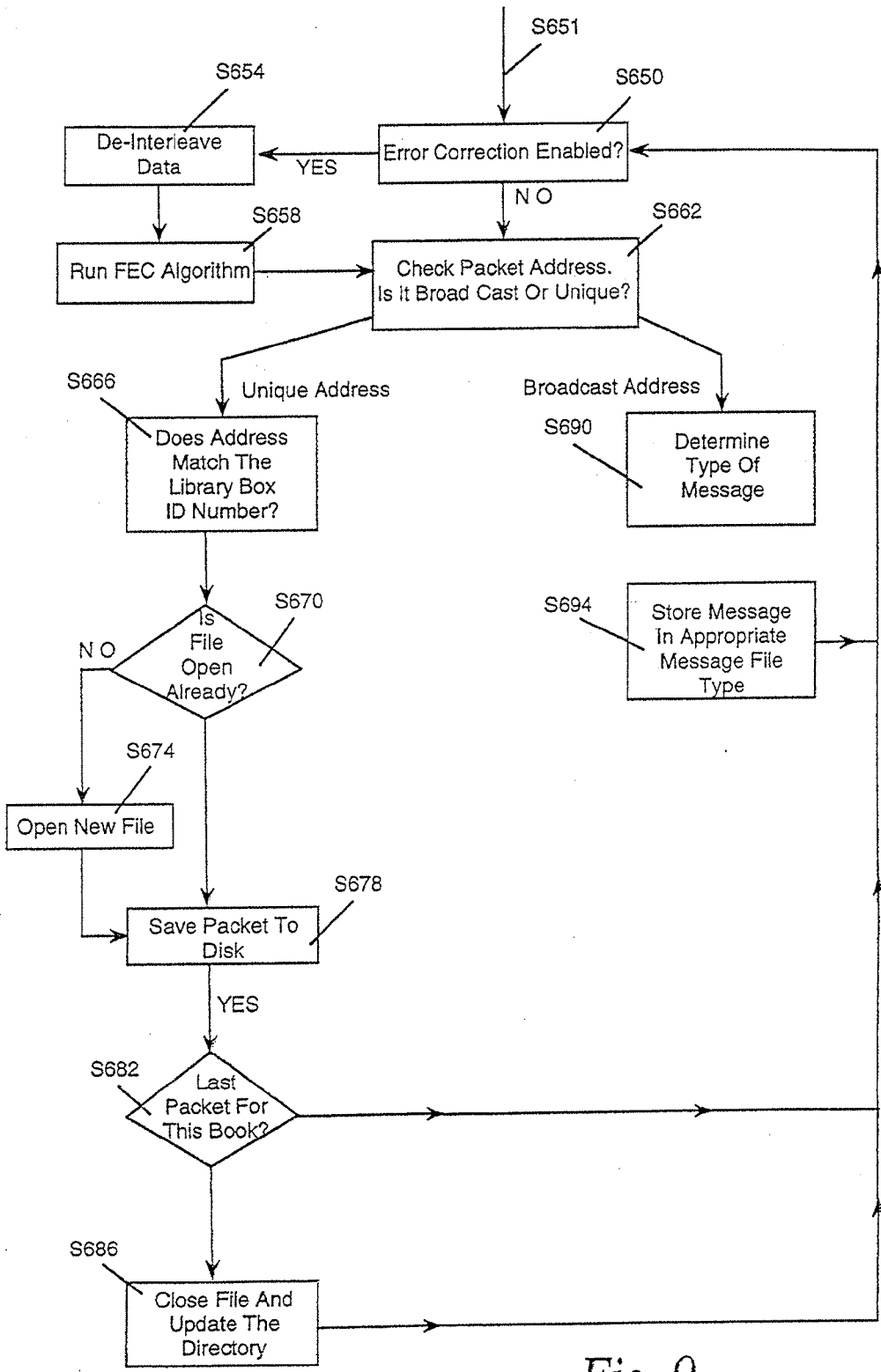


Fig. 9

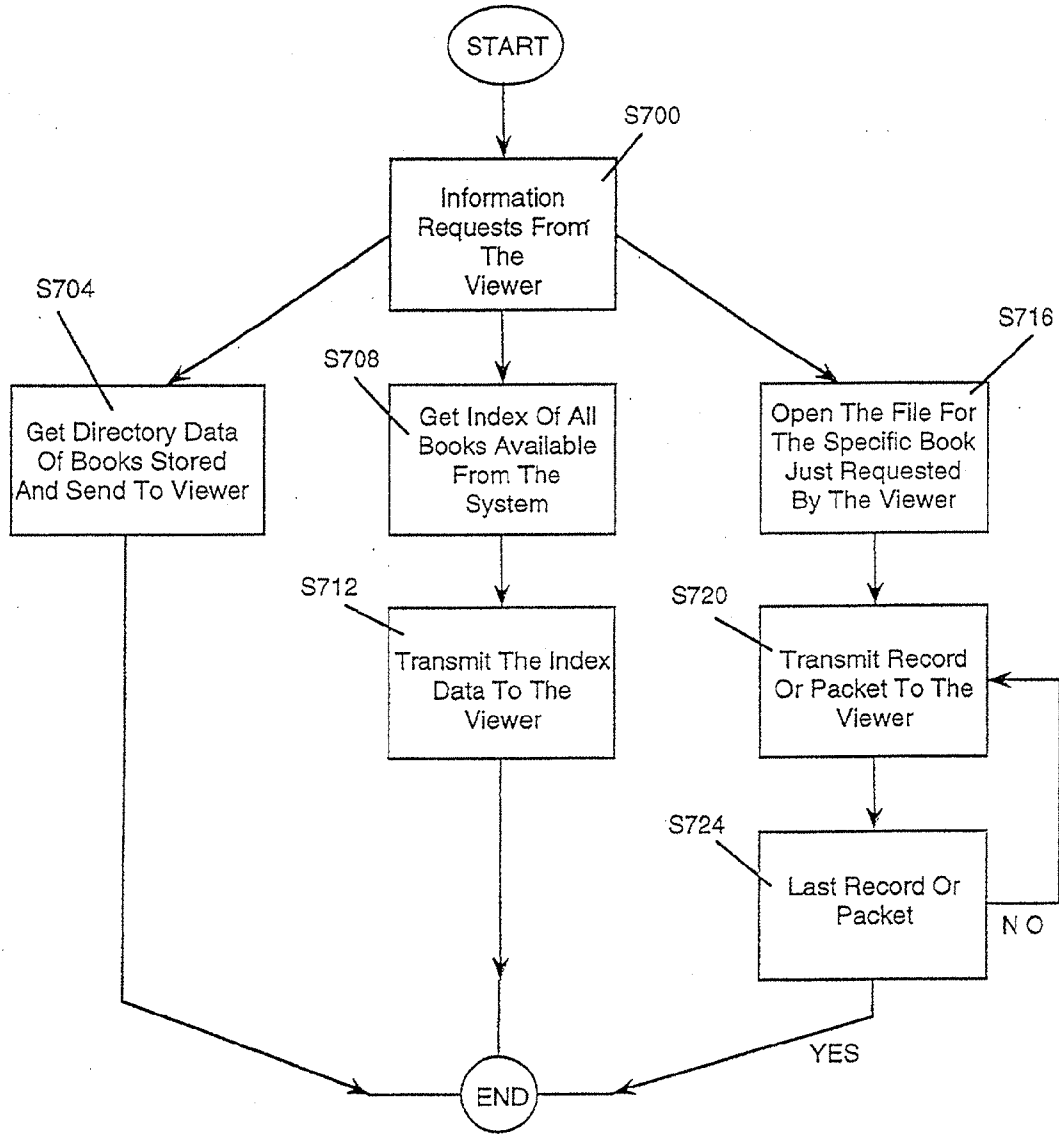


Fig. 10

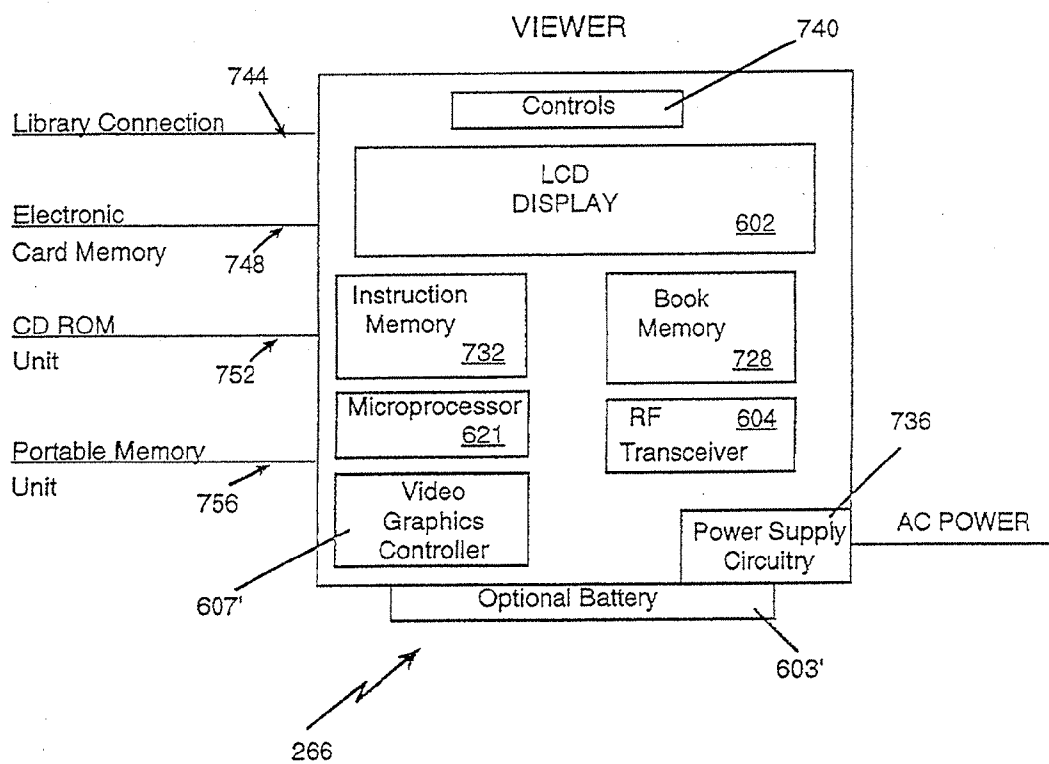


Fig. 11

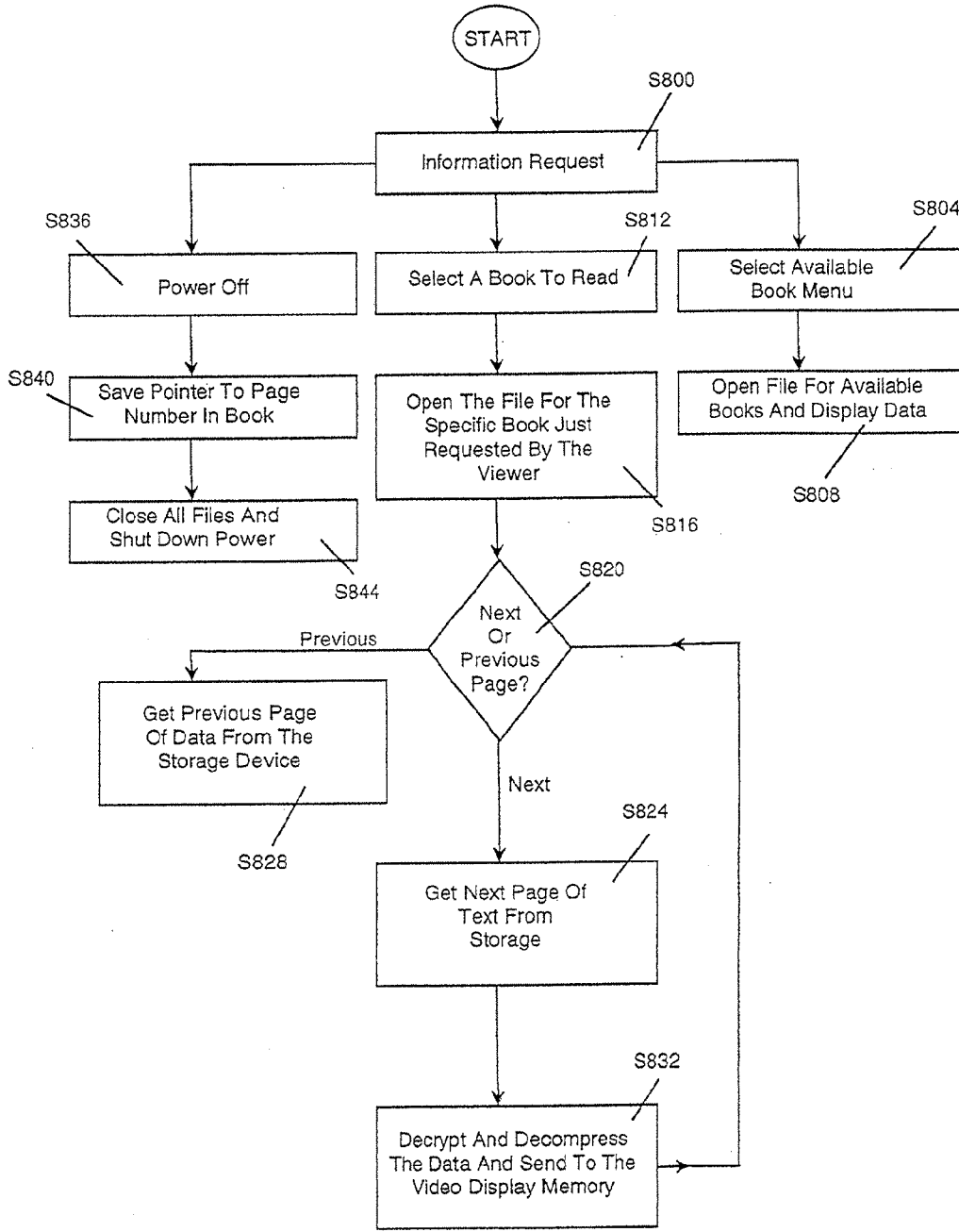


Fig. 12

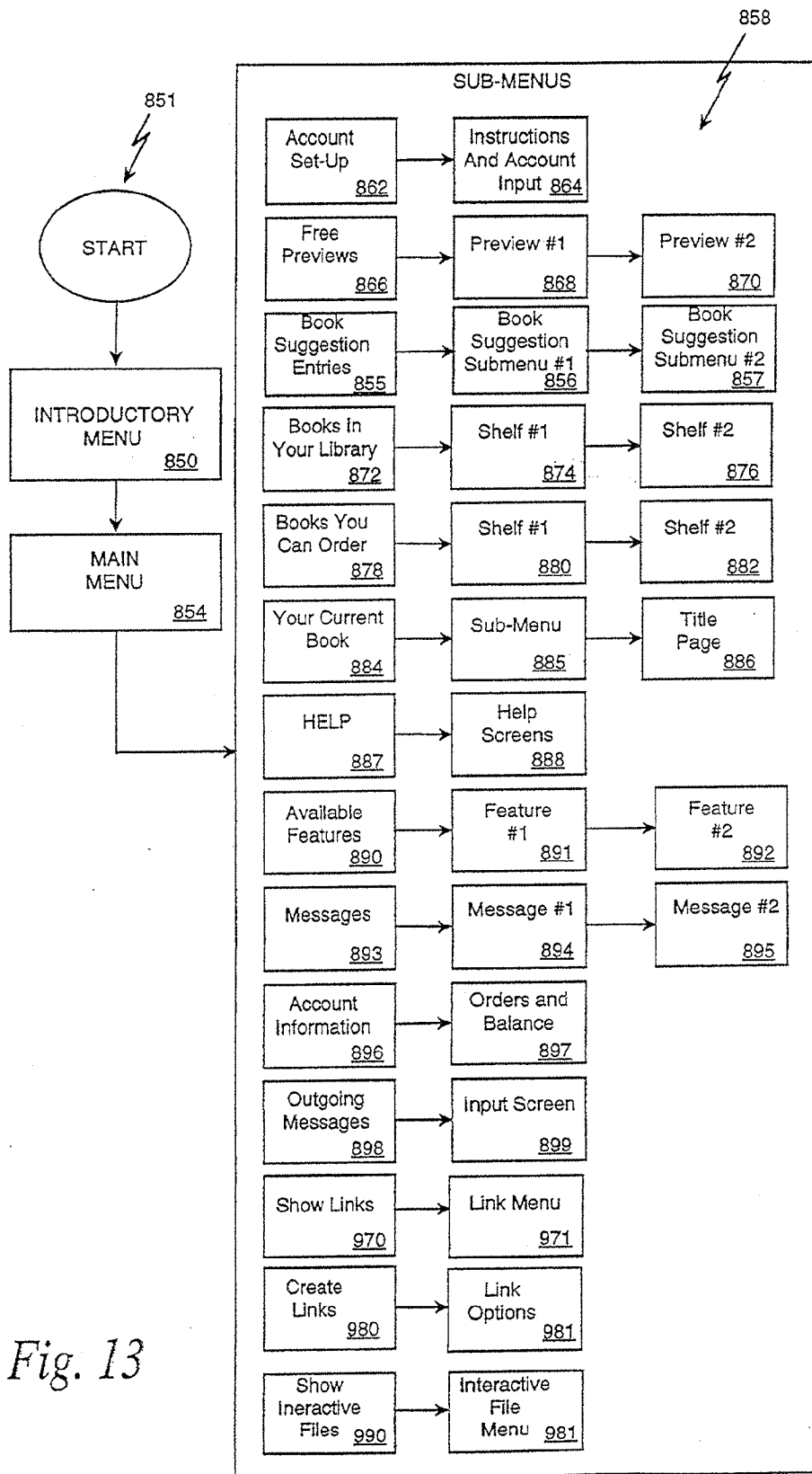


Fig. 13

Fig. 14a

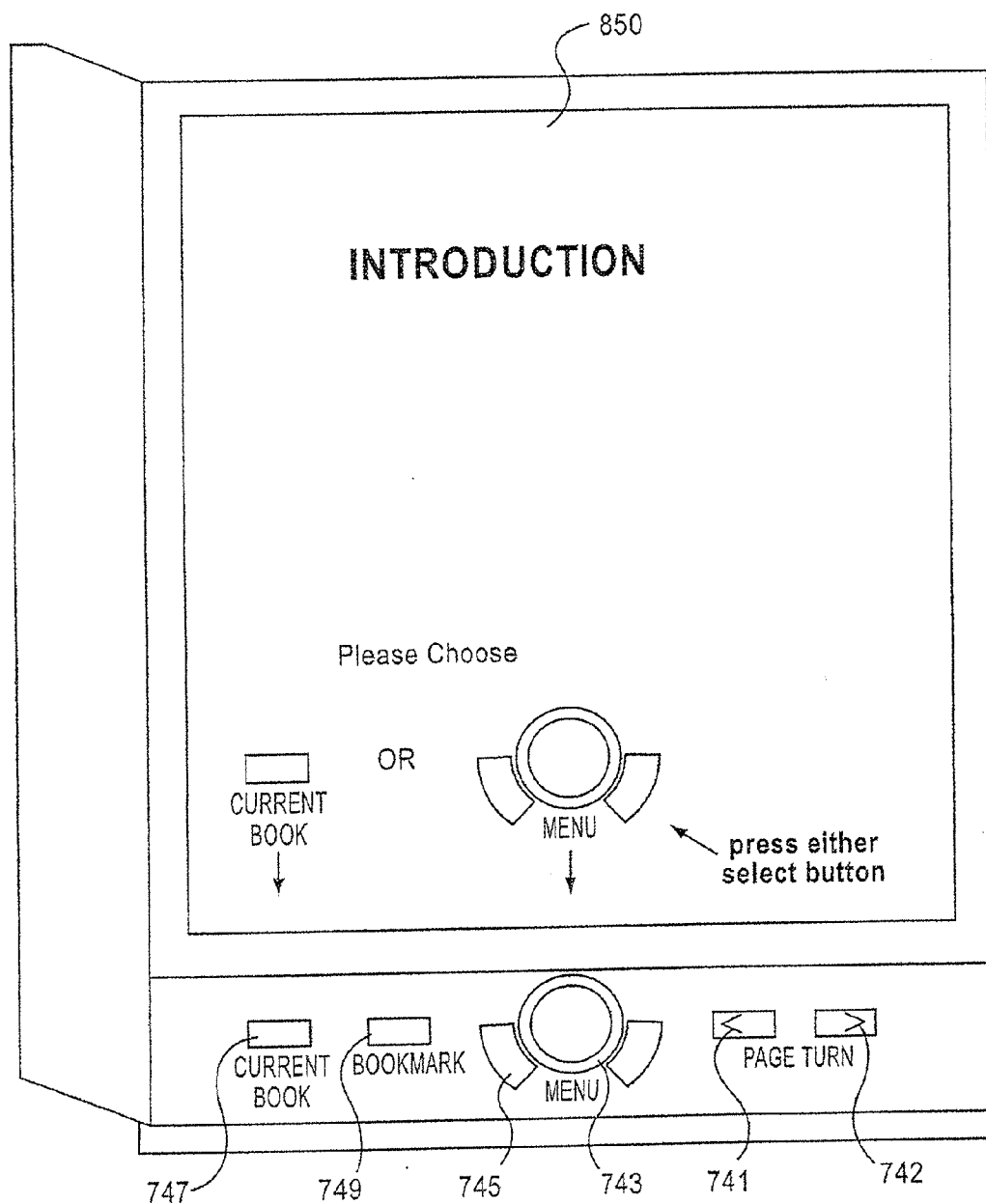


Fig. 14b

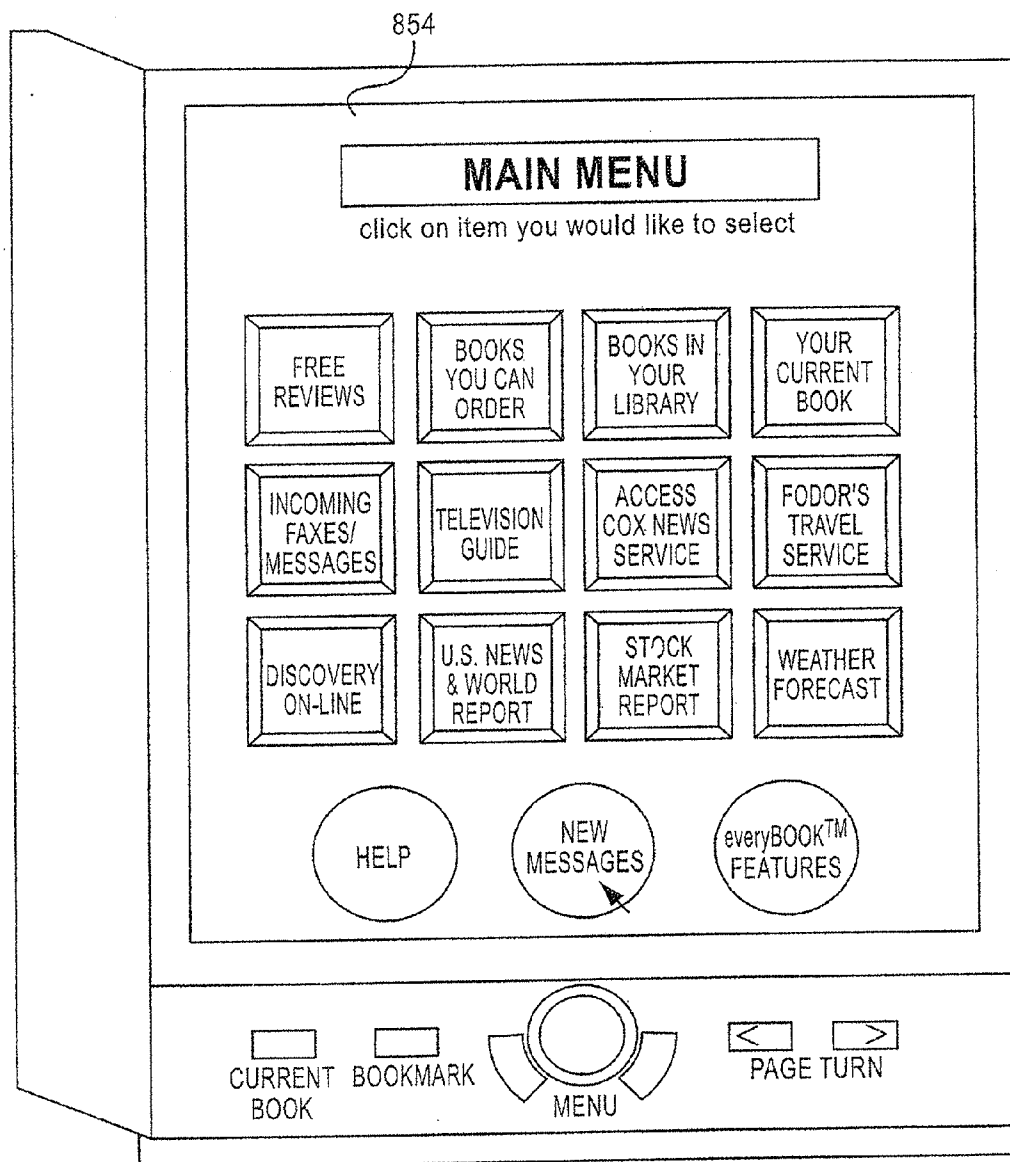


Fig. 14c




Fig. 14d

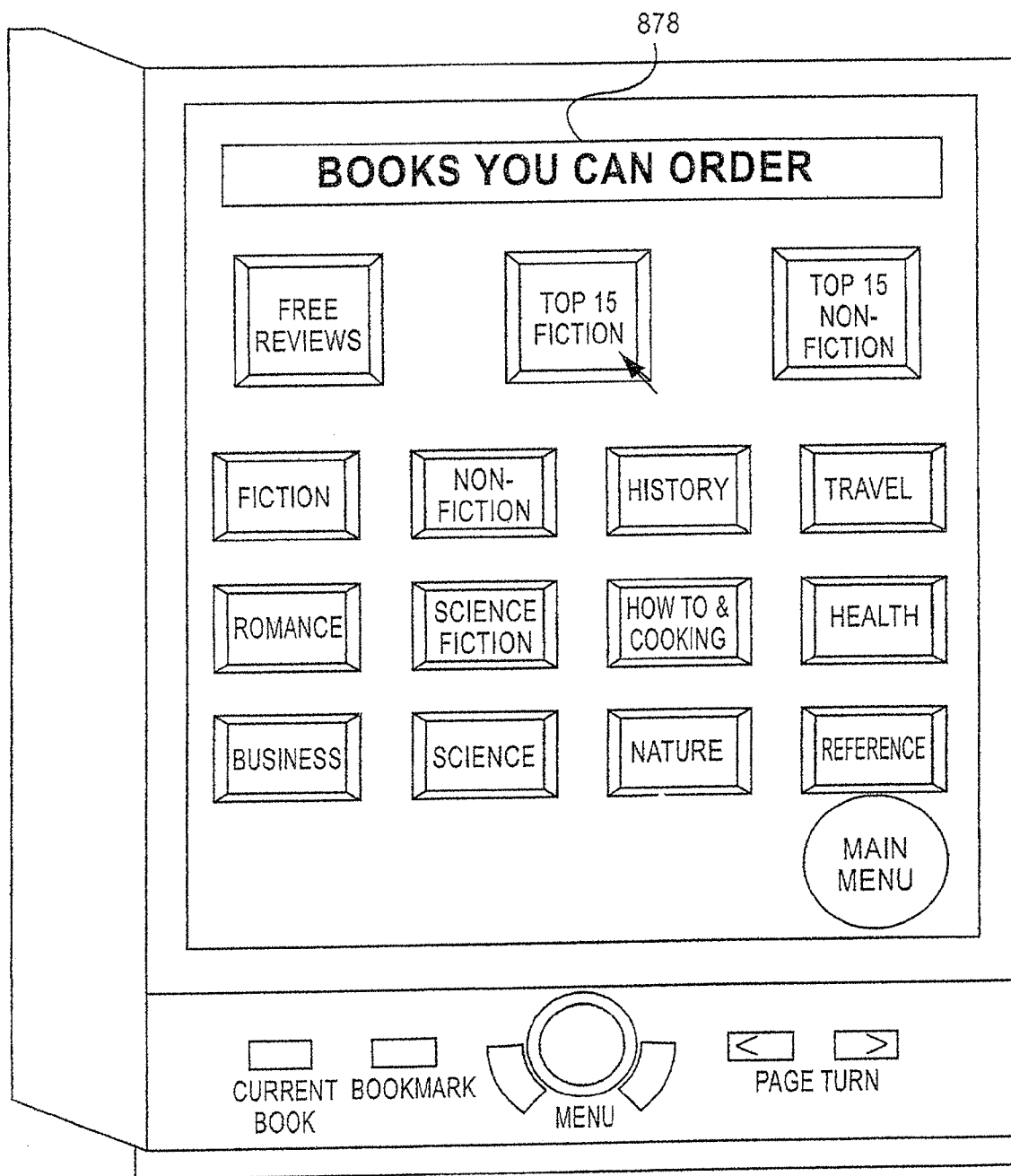


Fig. 14e

880

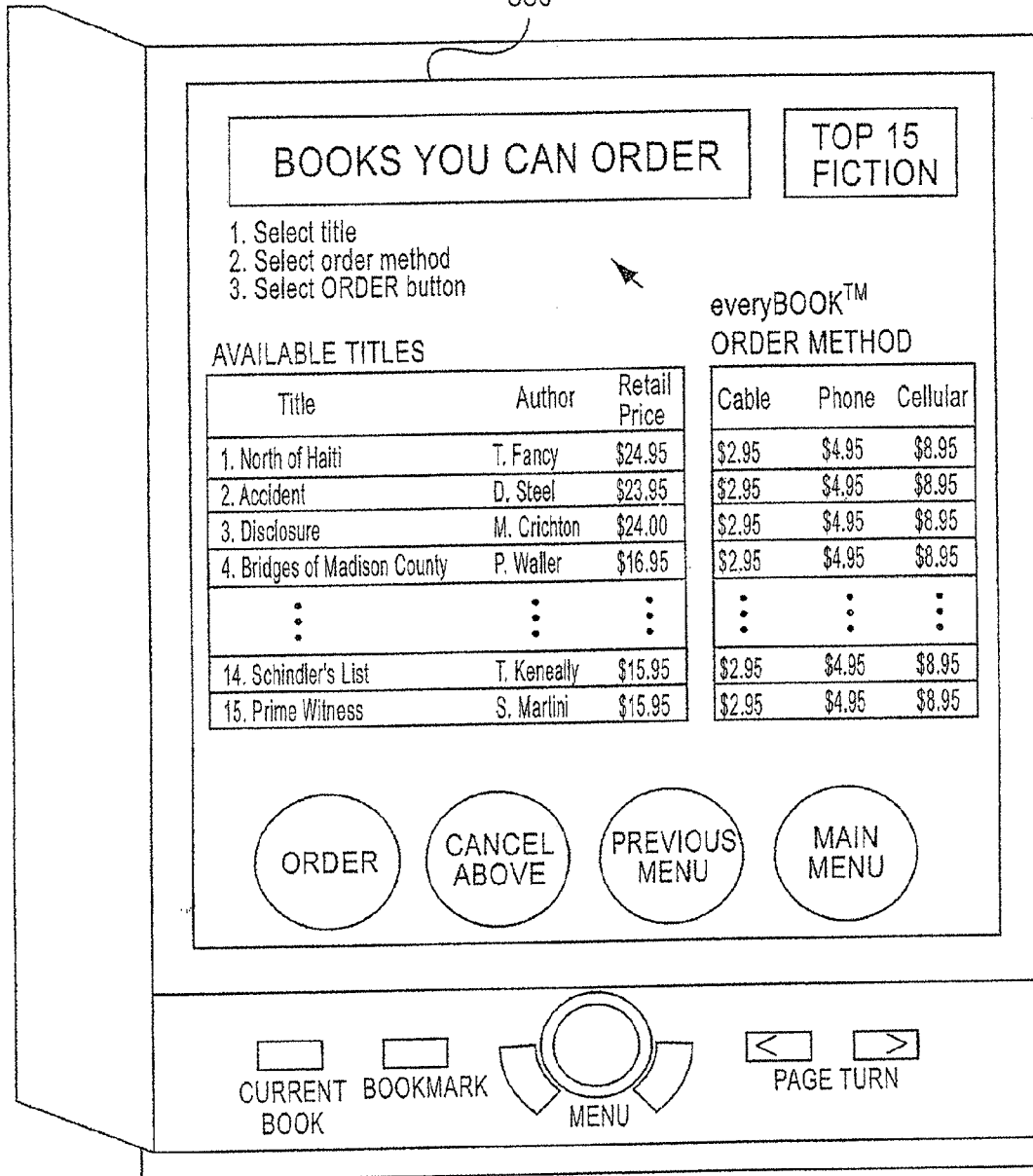


Fig. 14f

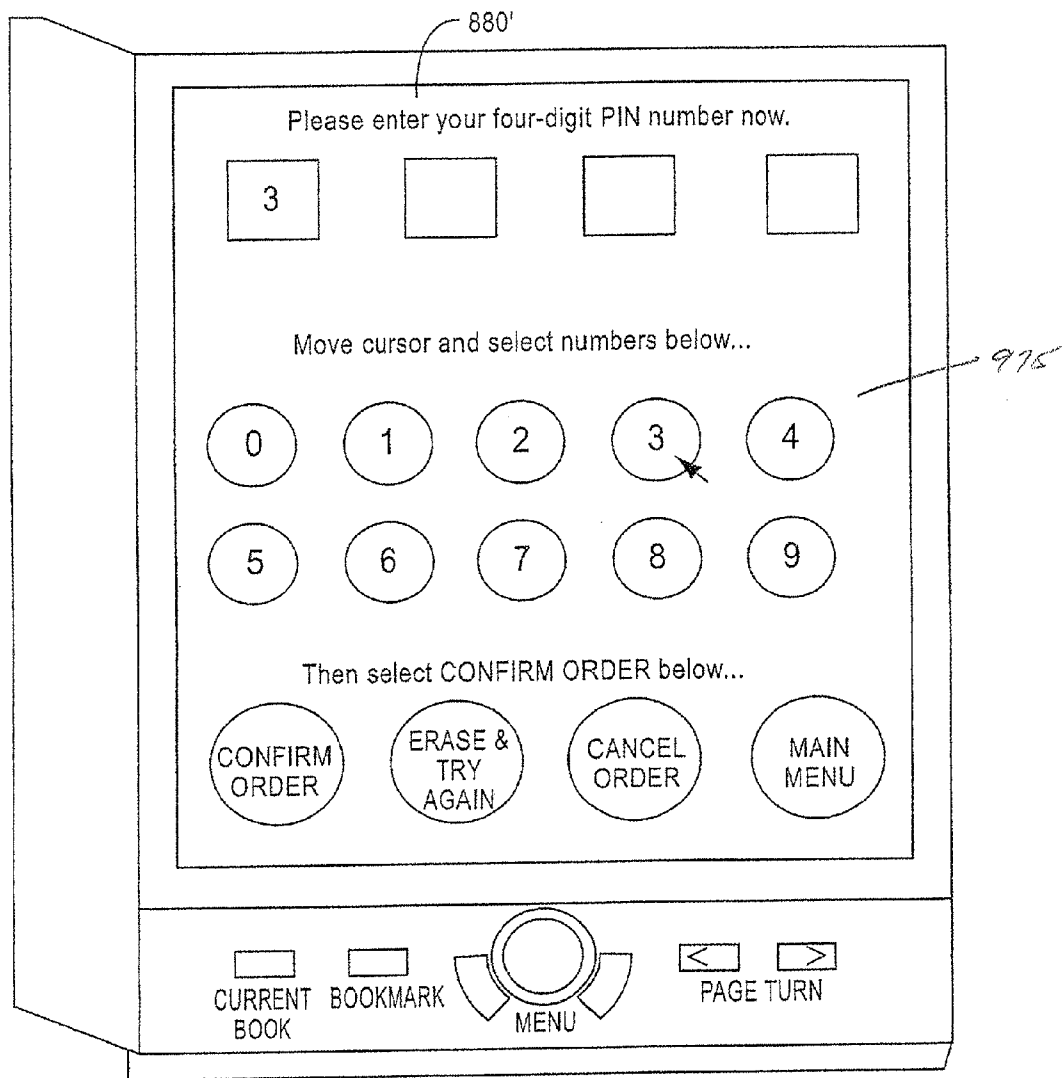


Fig. 14g

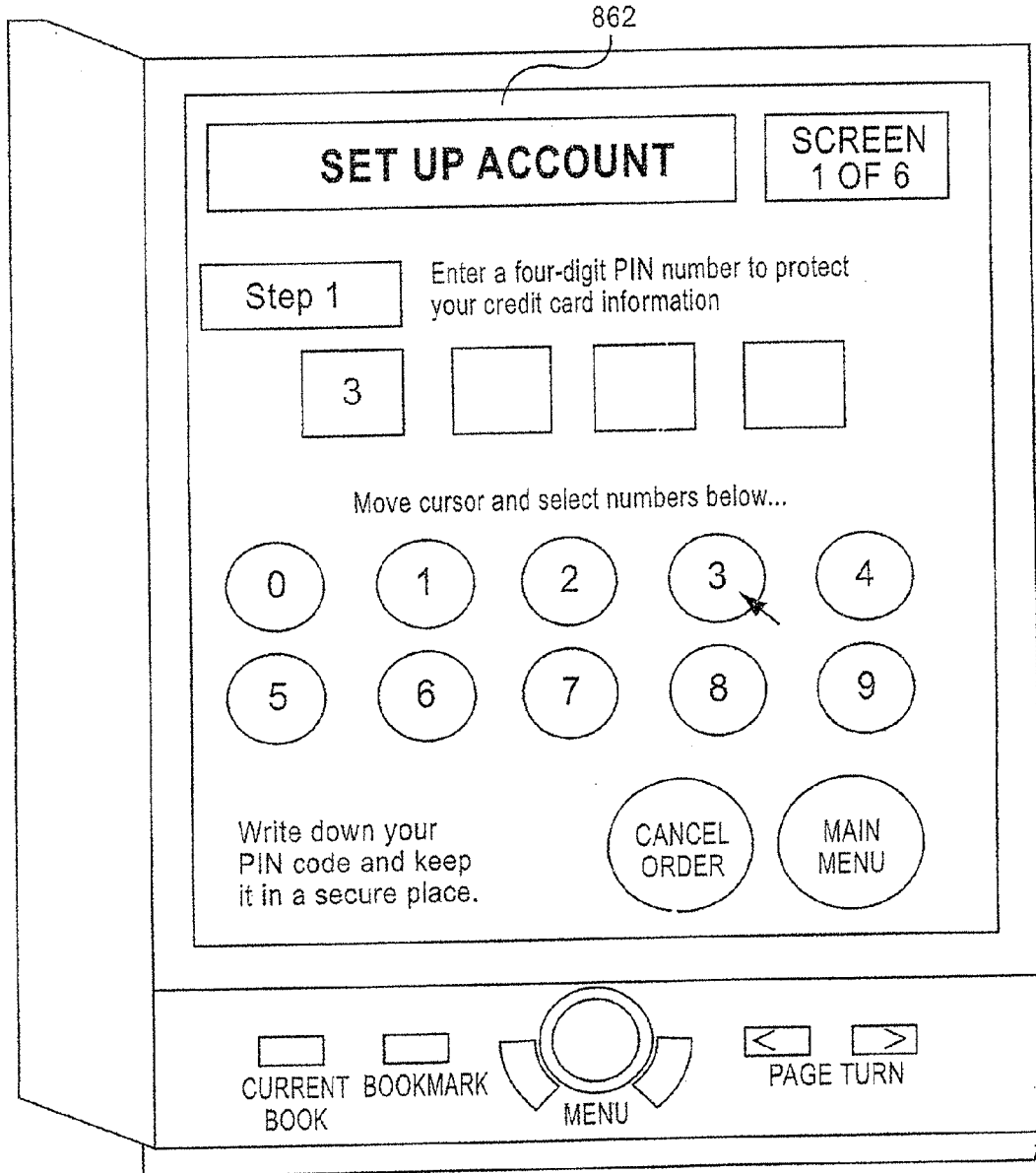


Fig. 14h

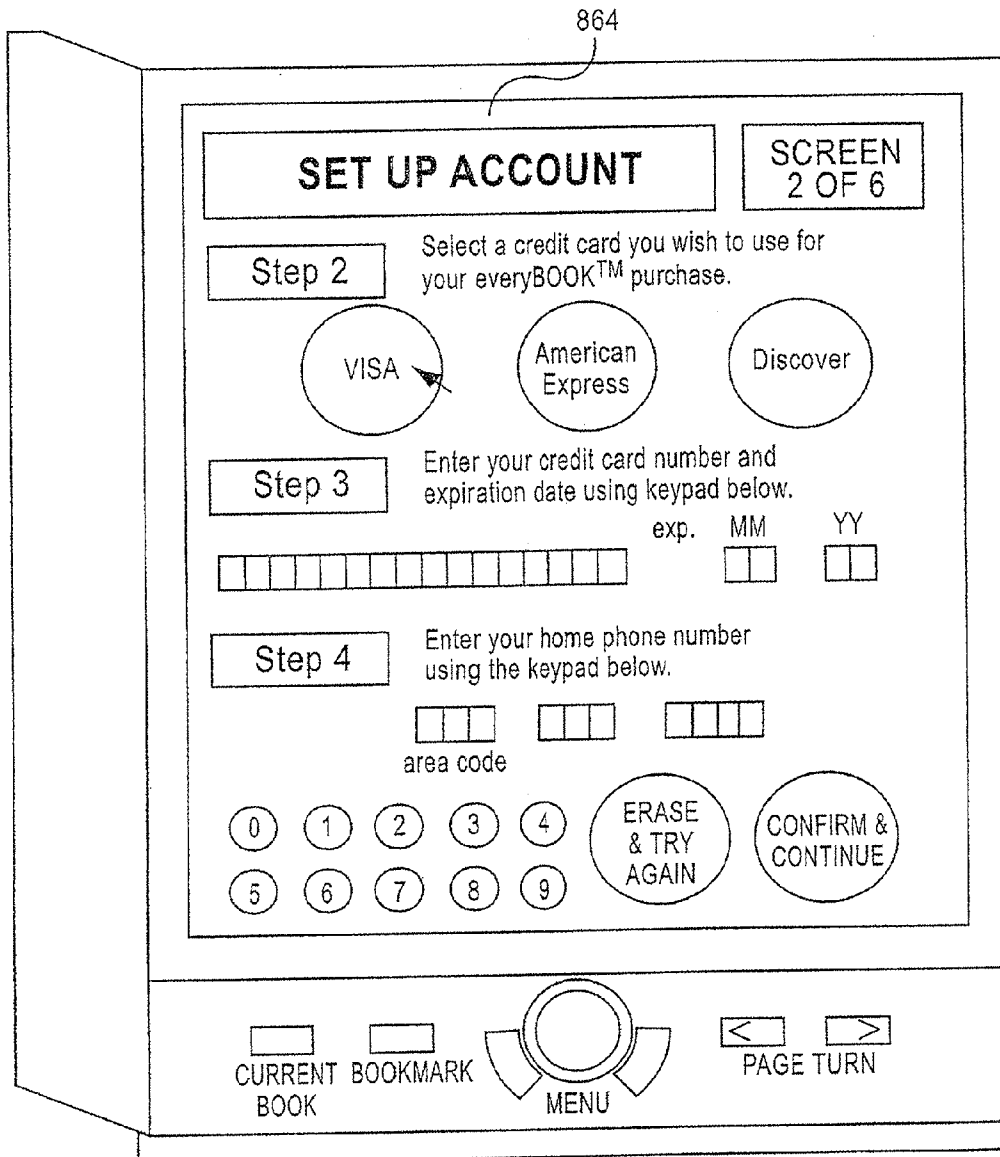


Fig. 14i

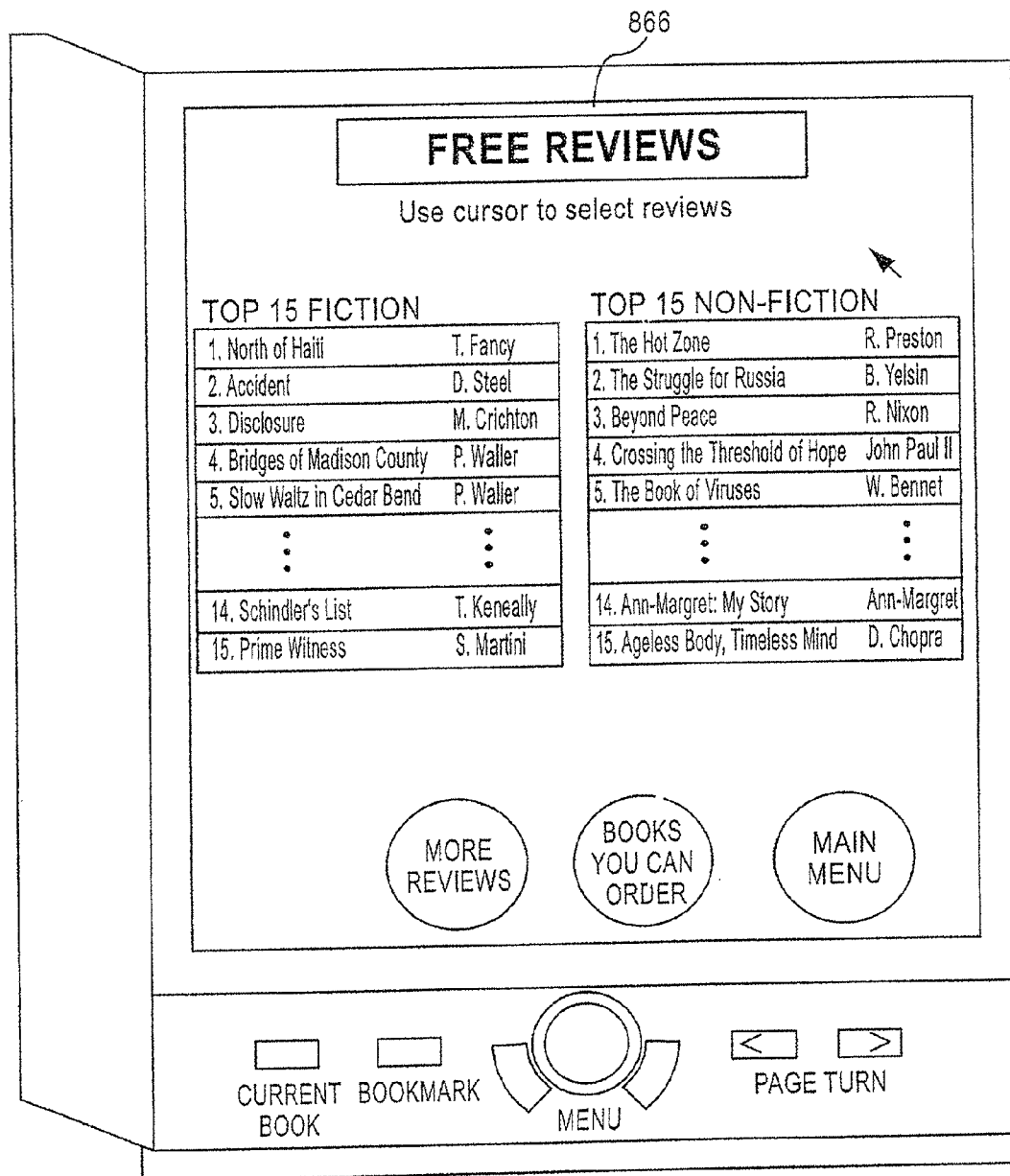


Fig. 14j

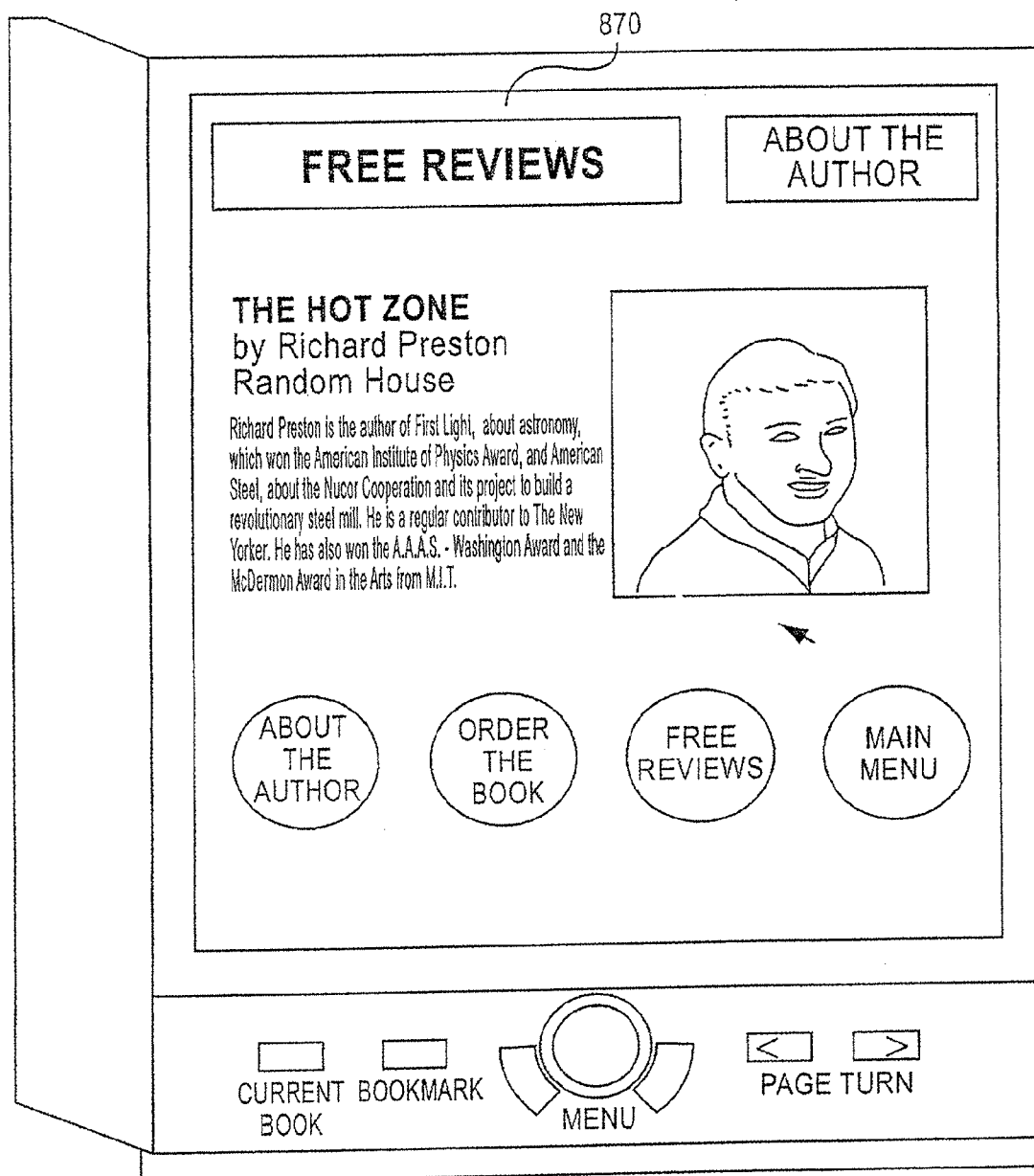
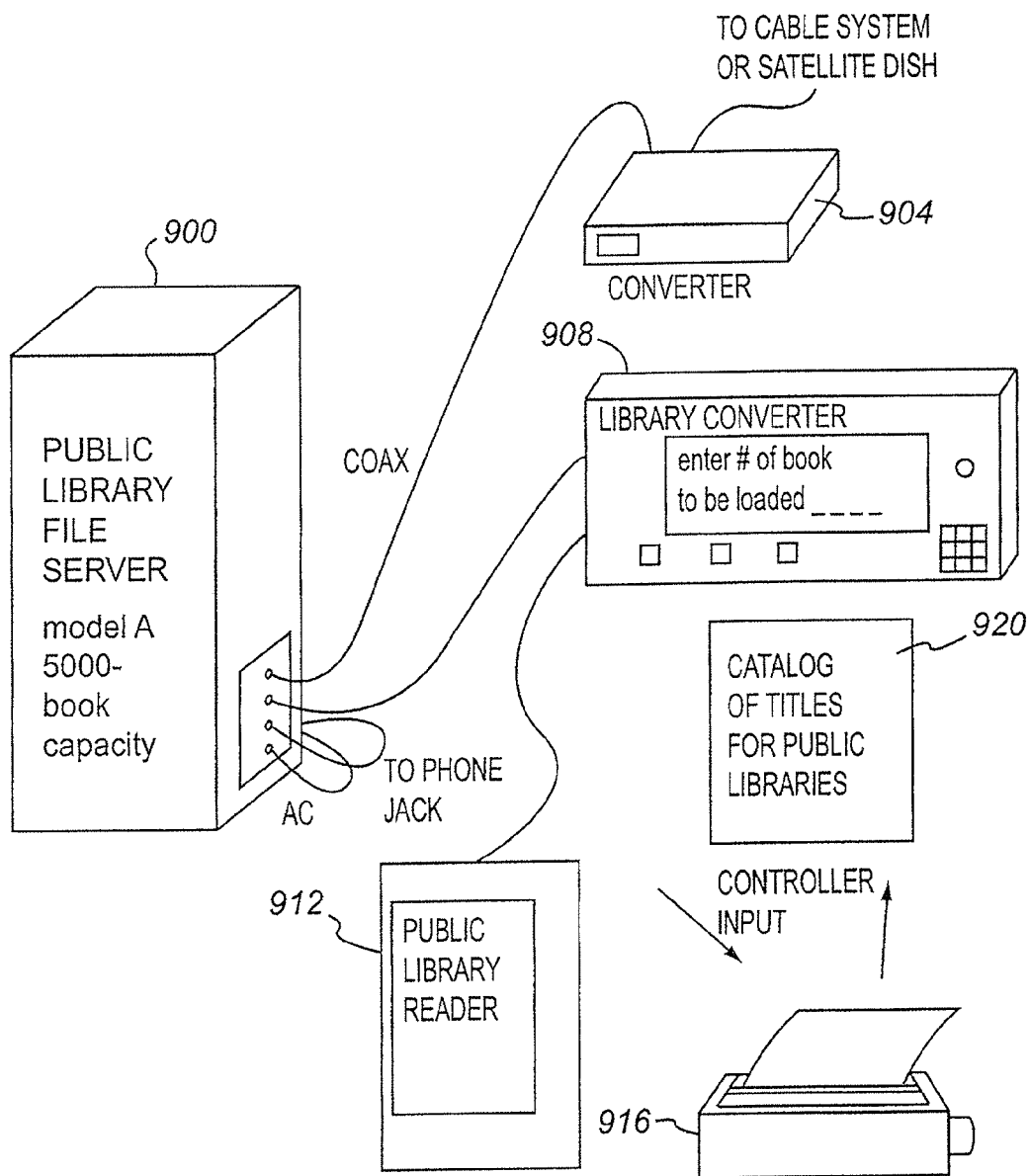


Fig. 15



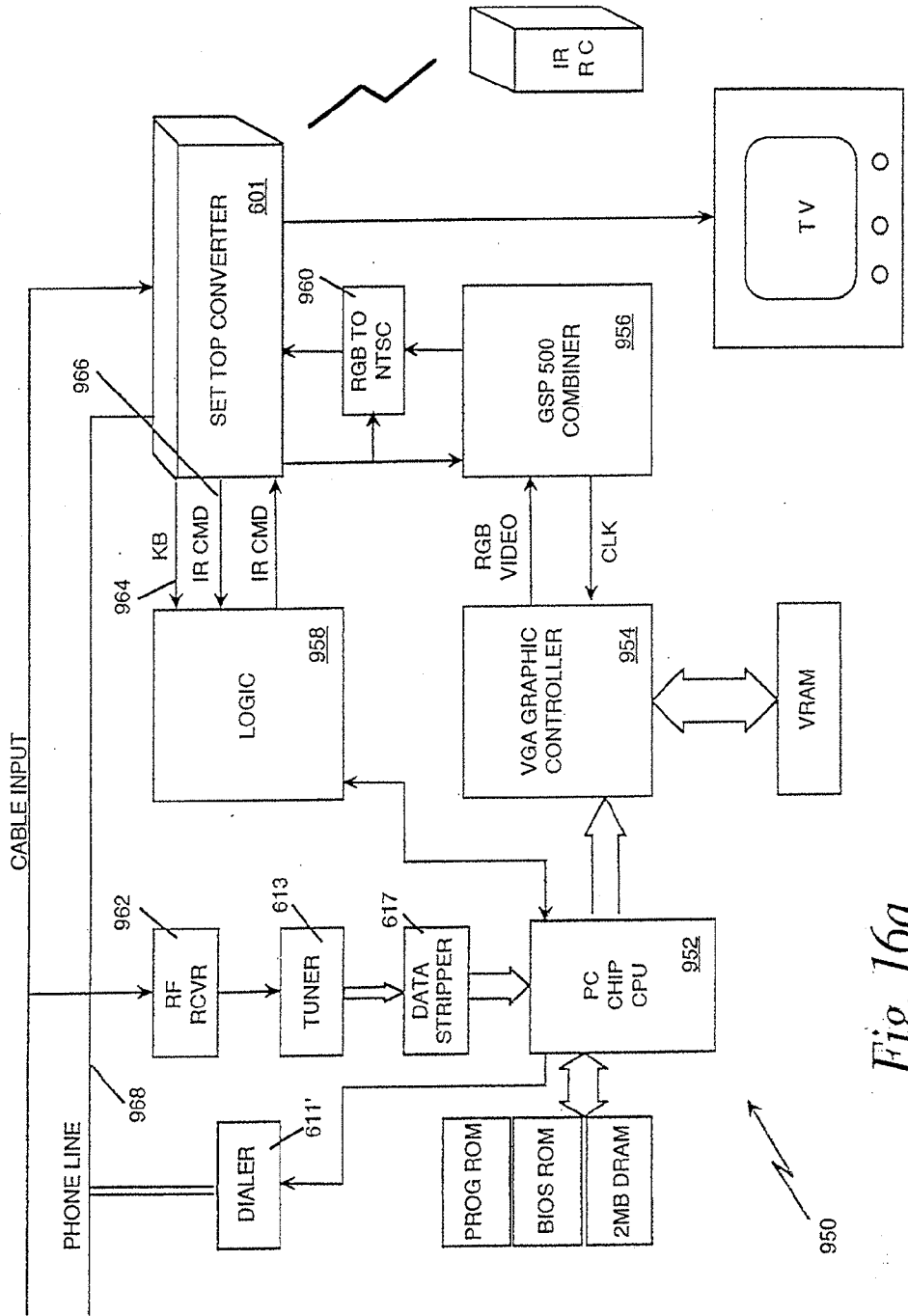


Fig. 16a

950

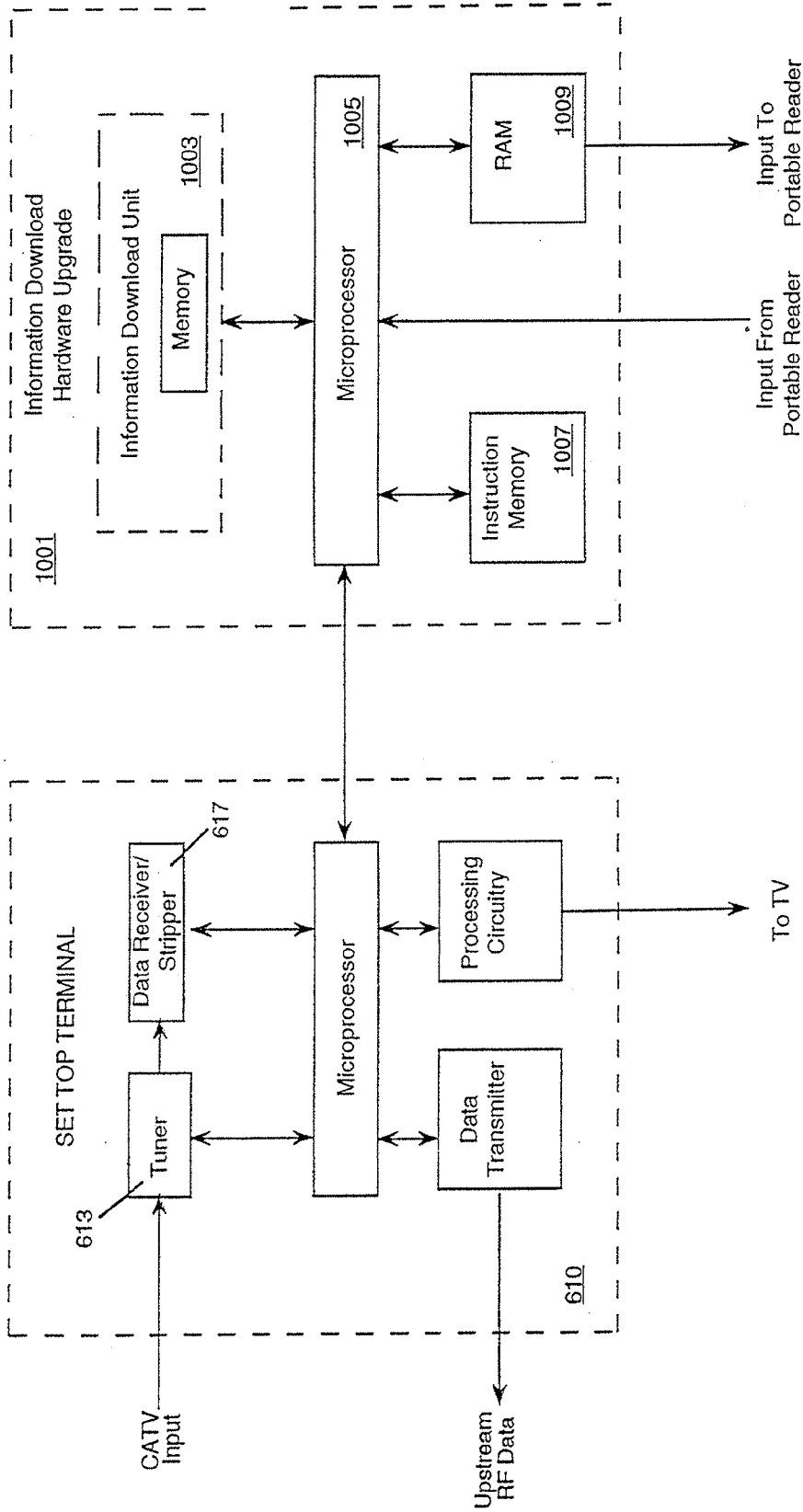


Fig. 16b

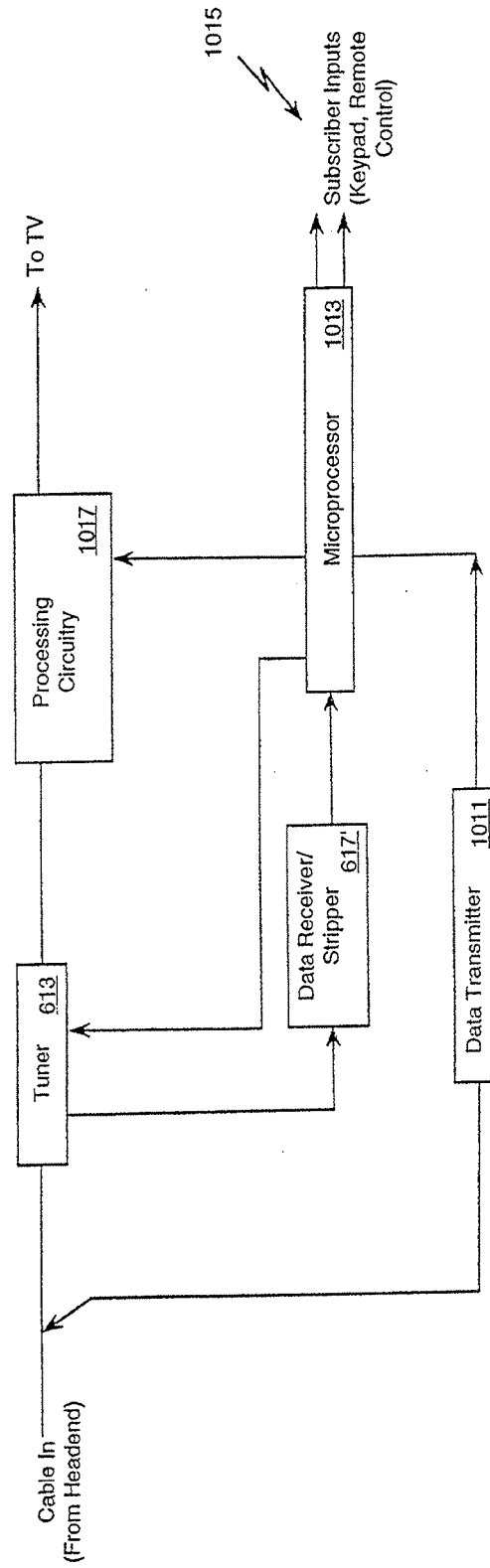
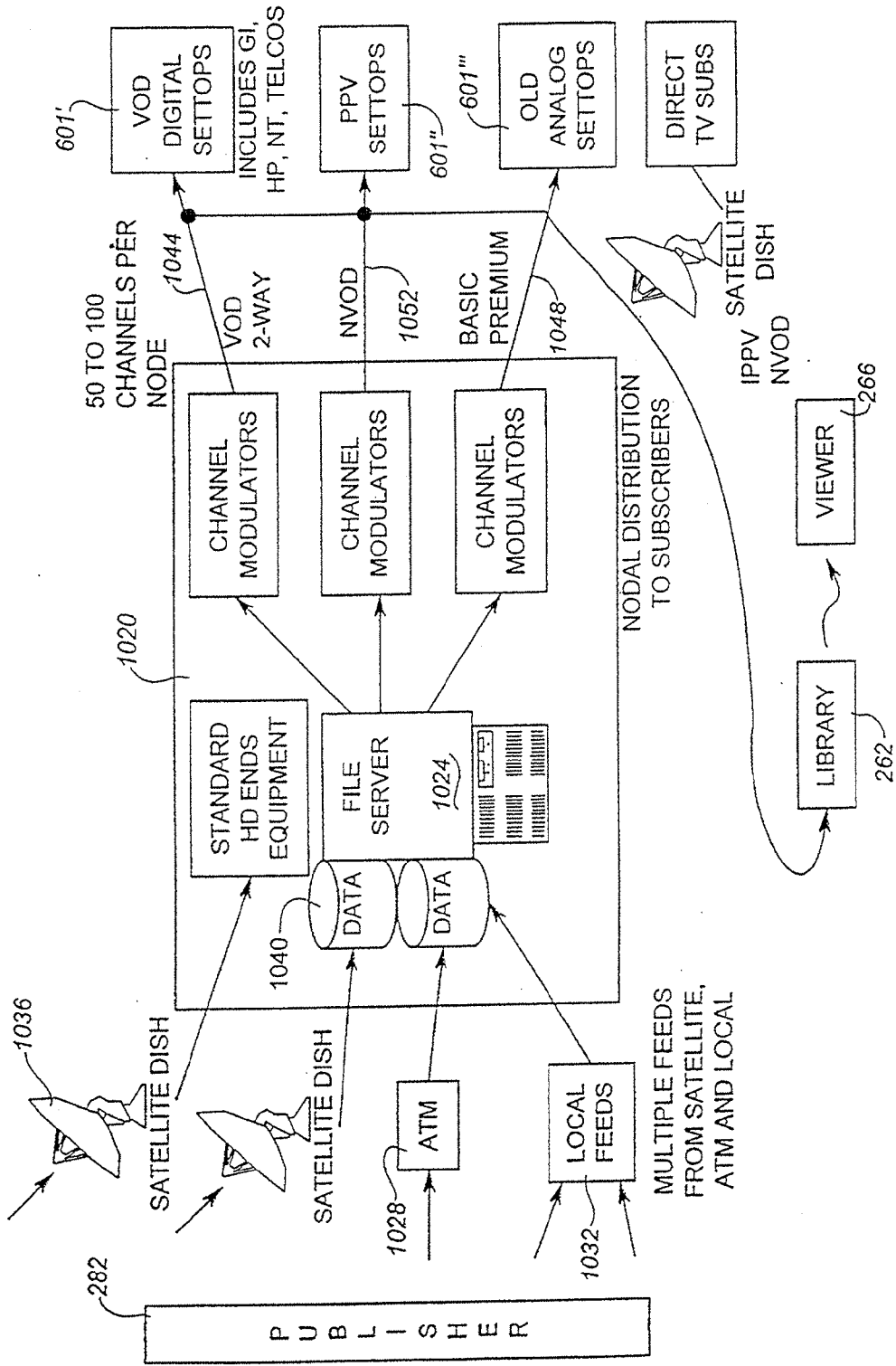


Fig. 17

Fig. 18a



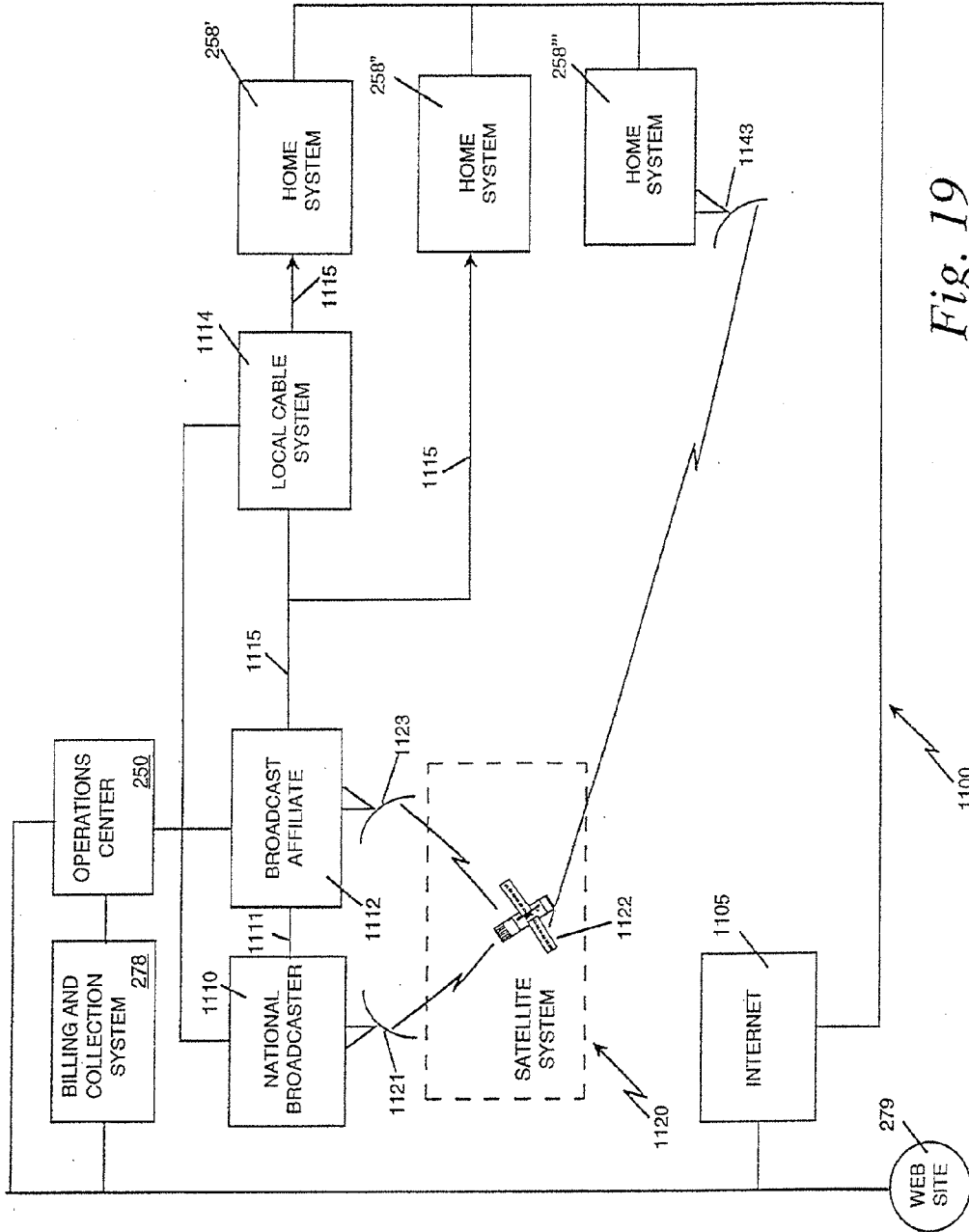


Fig. 19

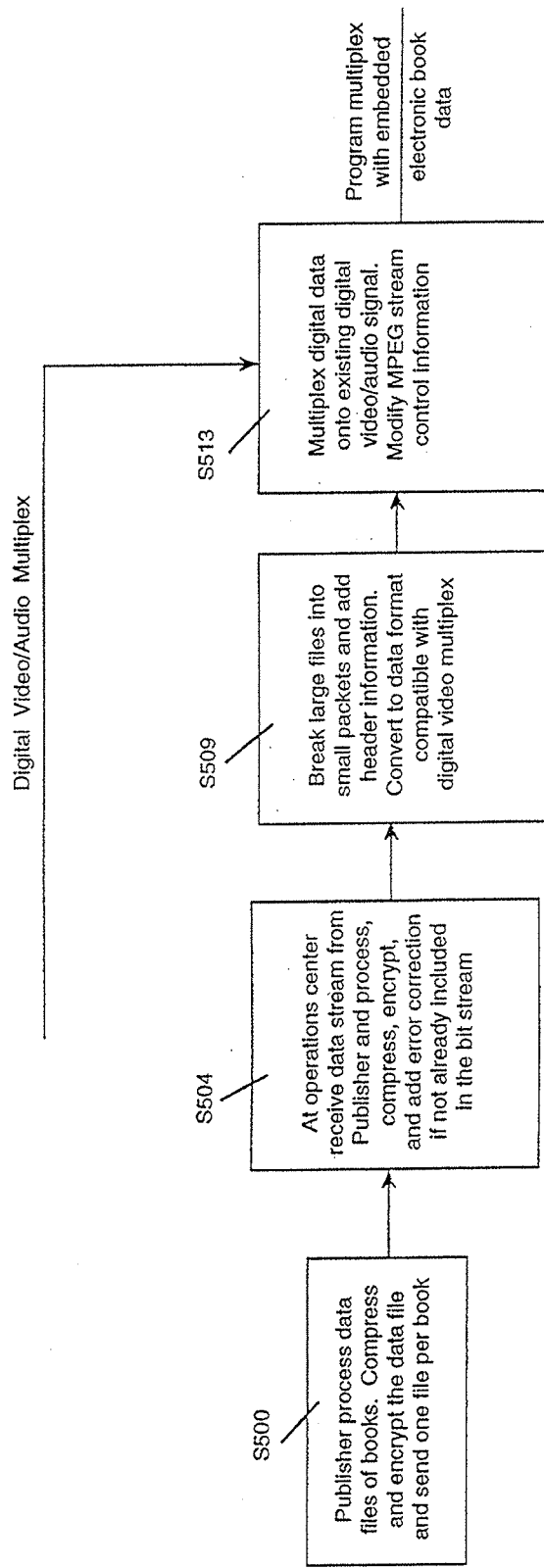


Fig. 20

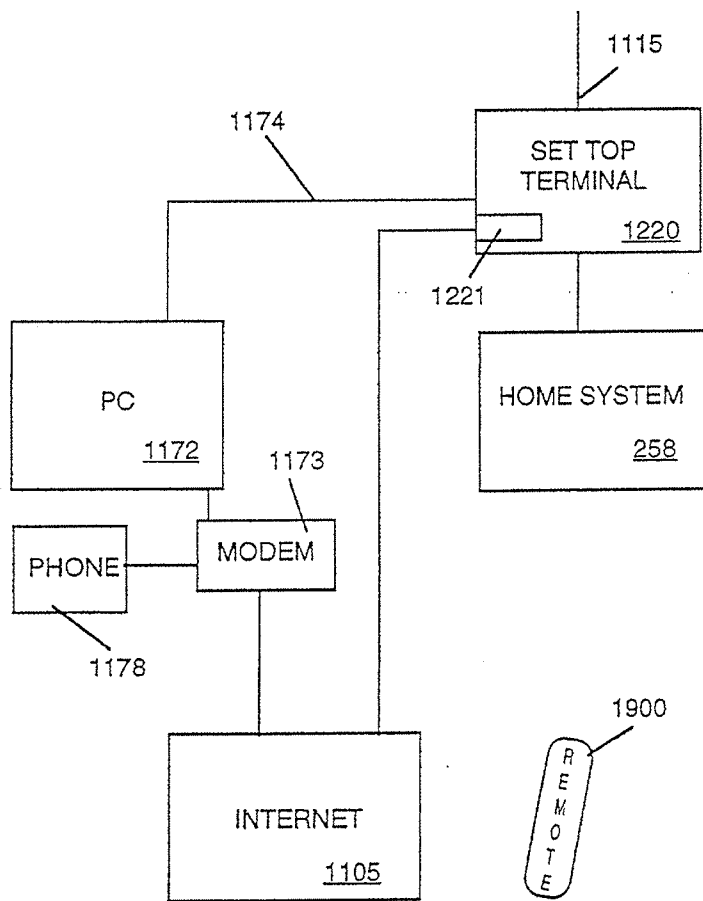


Fig. 21a

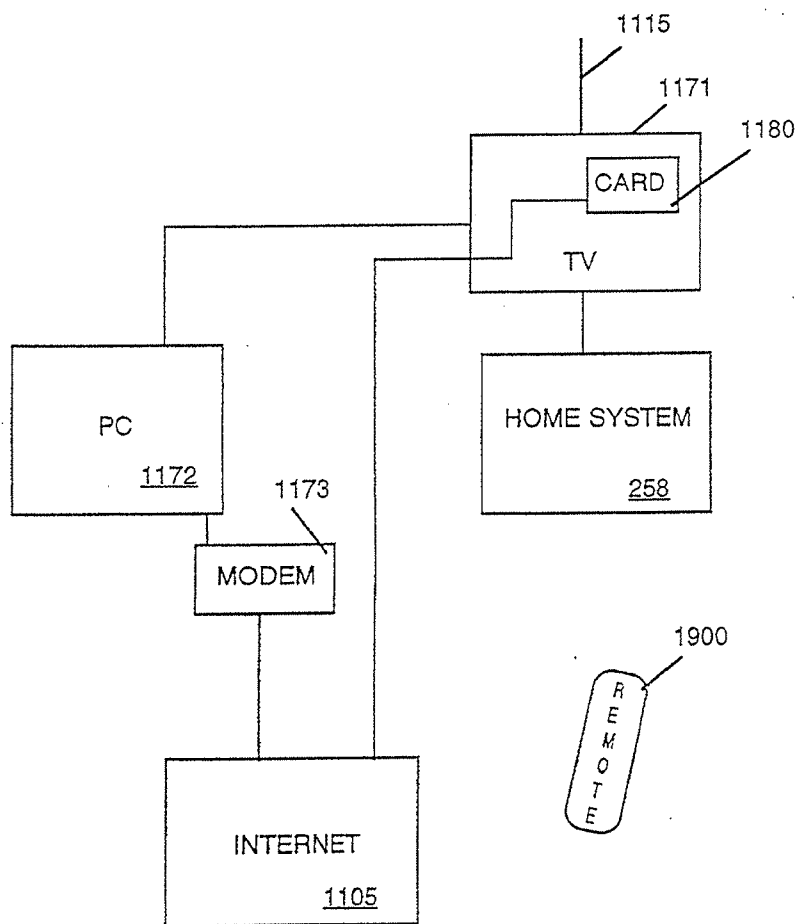


Fig. 21b

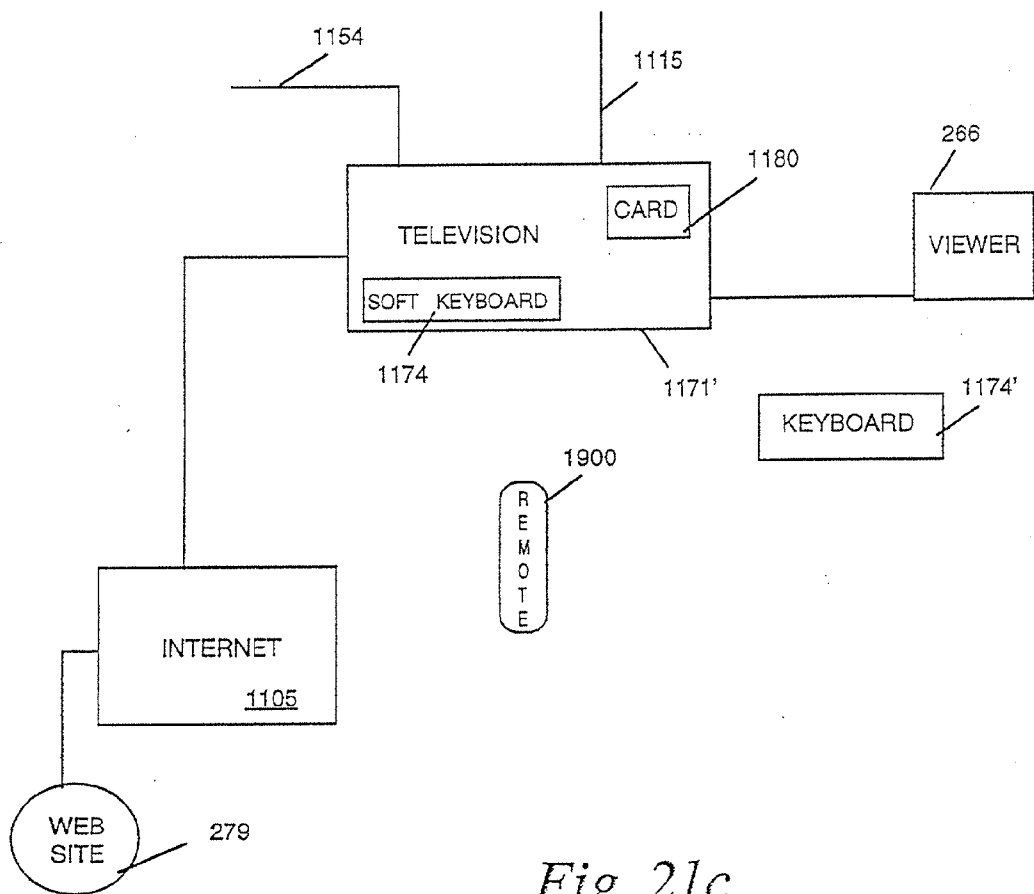


Fig. 21c

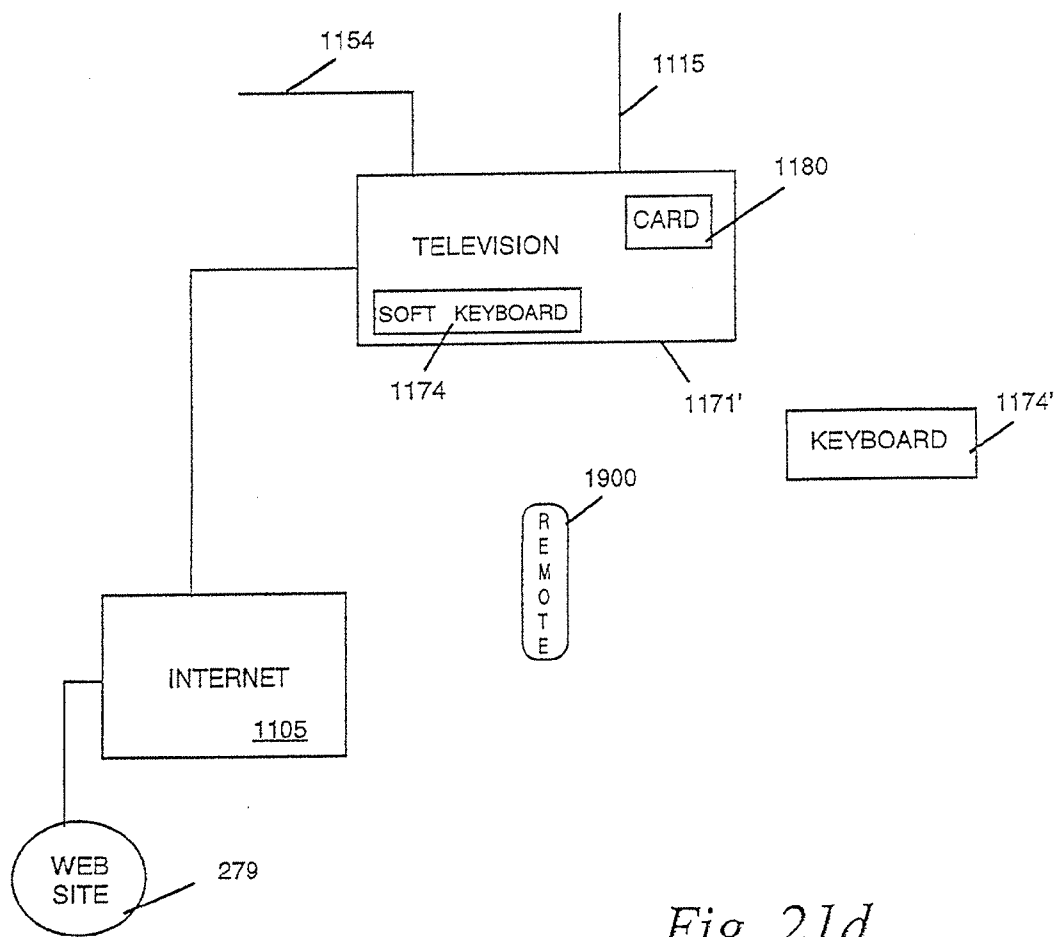


Fig. 21d

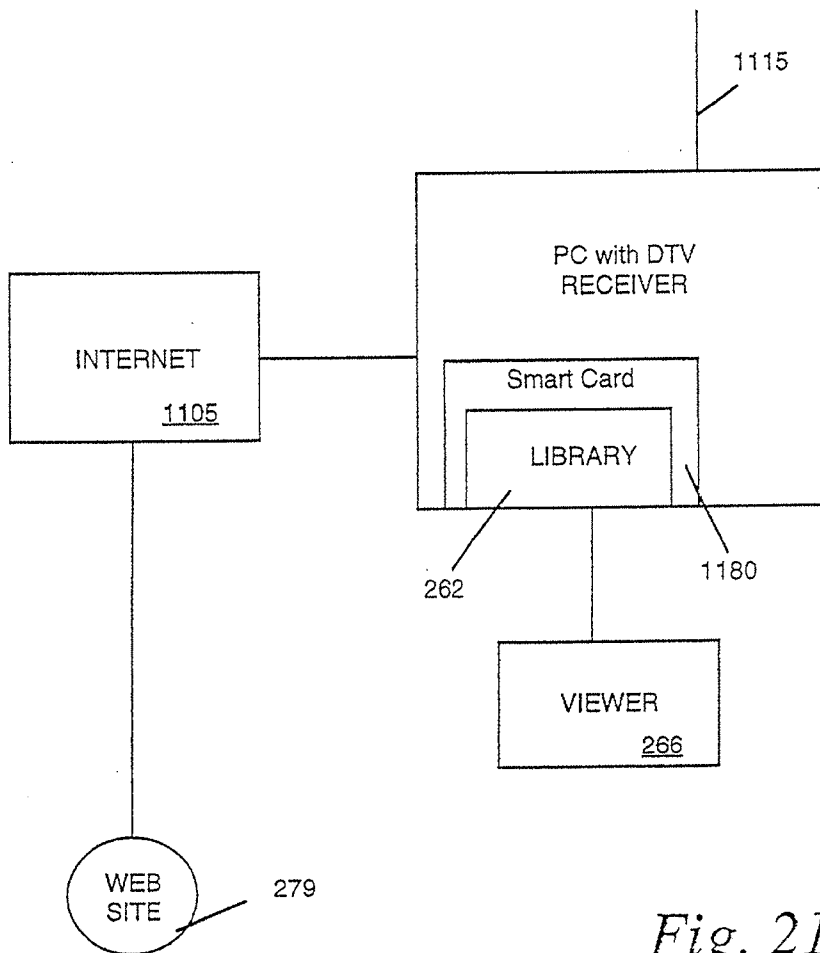


Fig. 21e

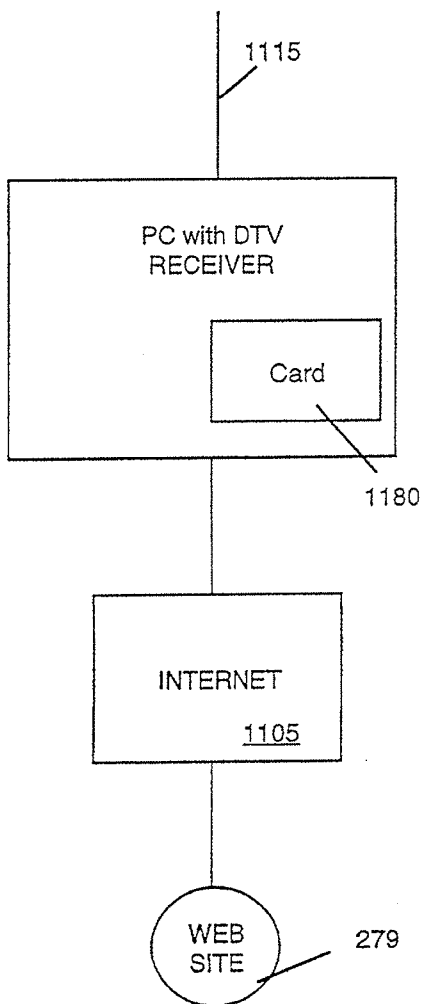


Fig. 21f

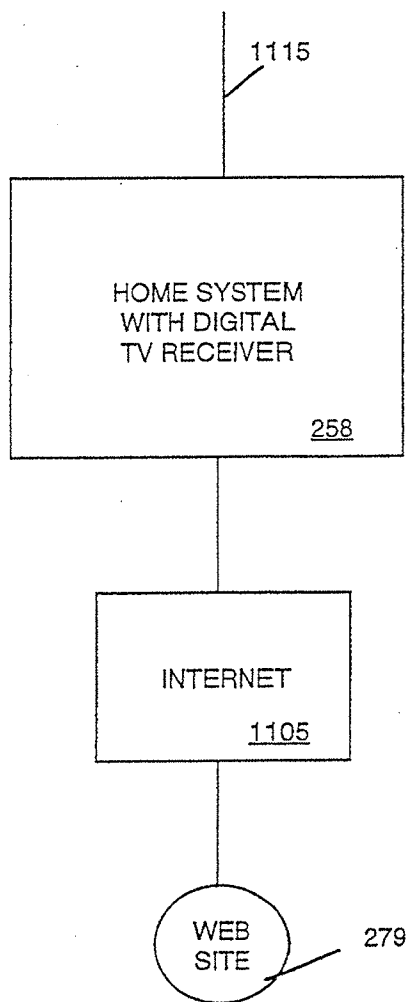


Fig. 21g

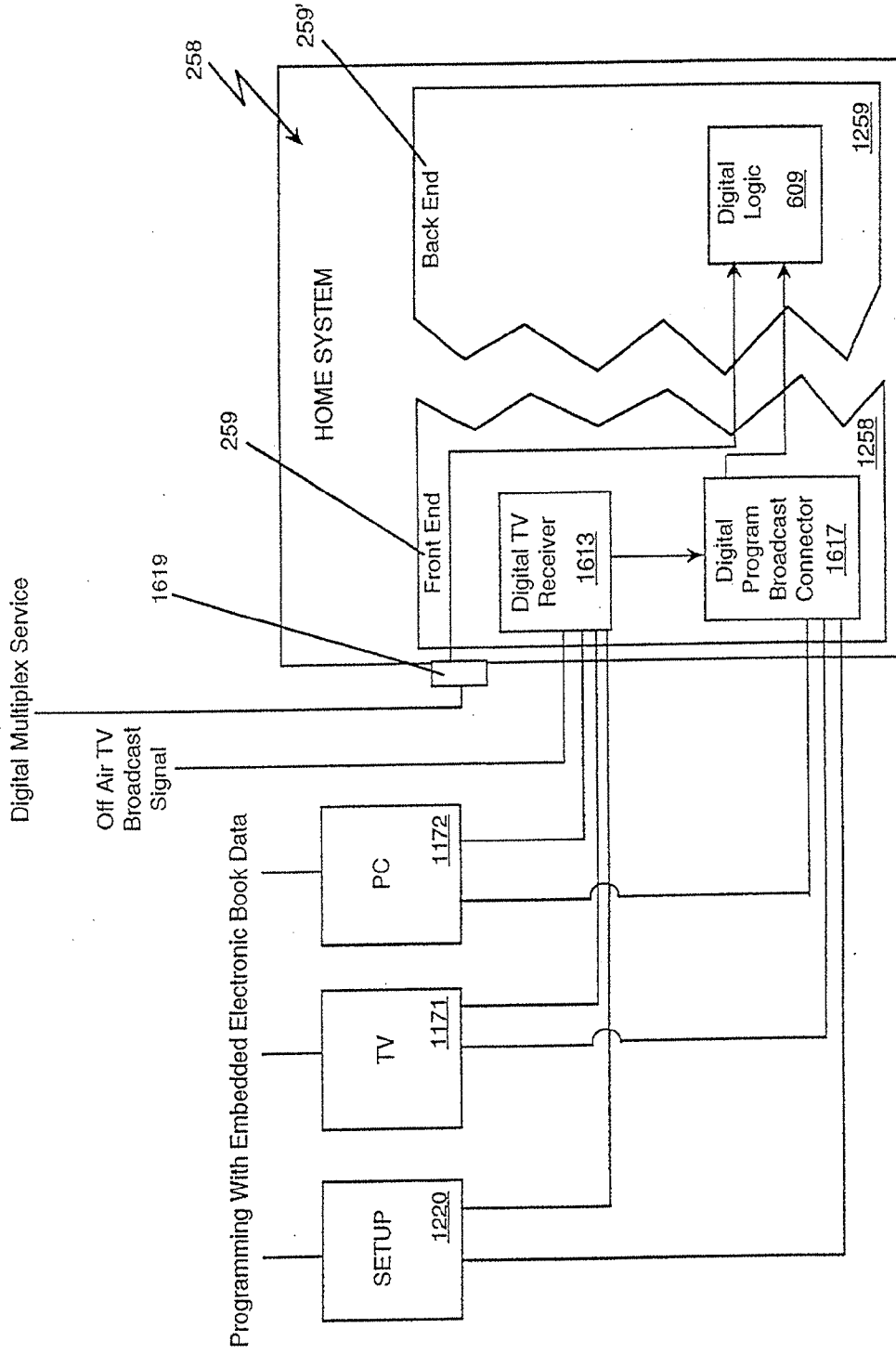


Fig. 22

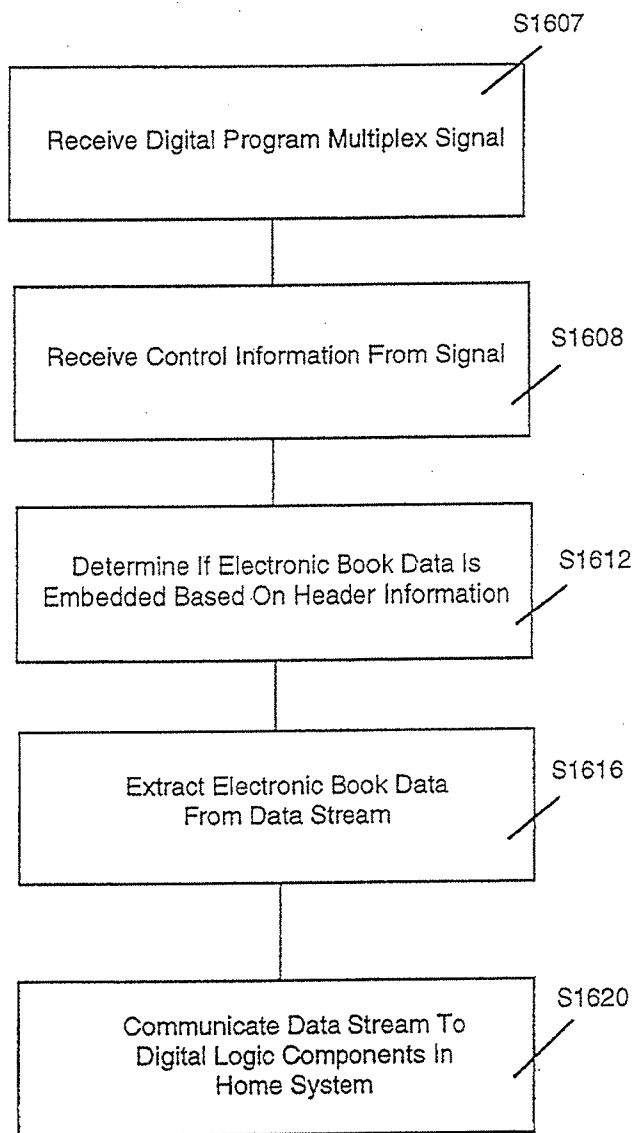


Fig. 23

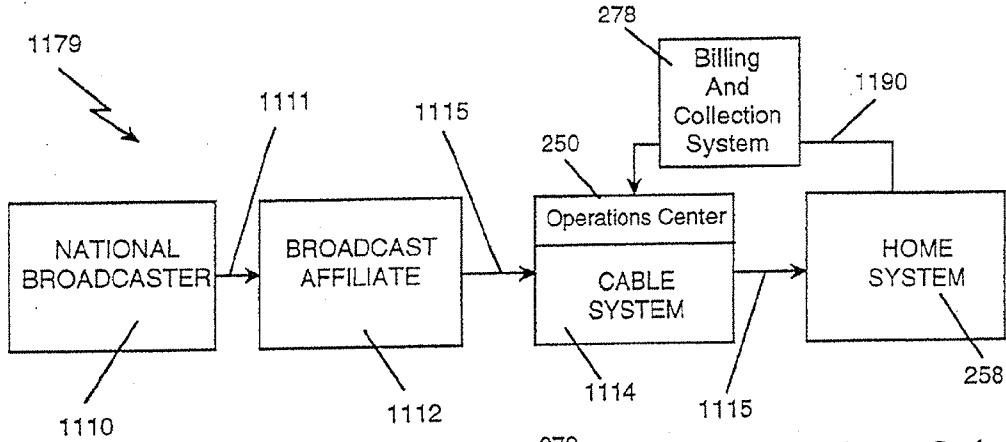


Fig. 24a

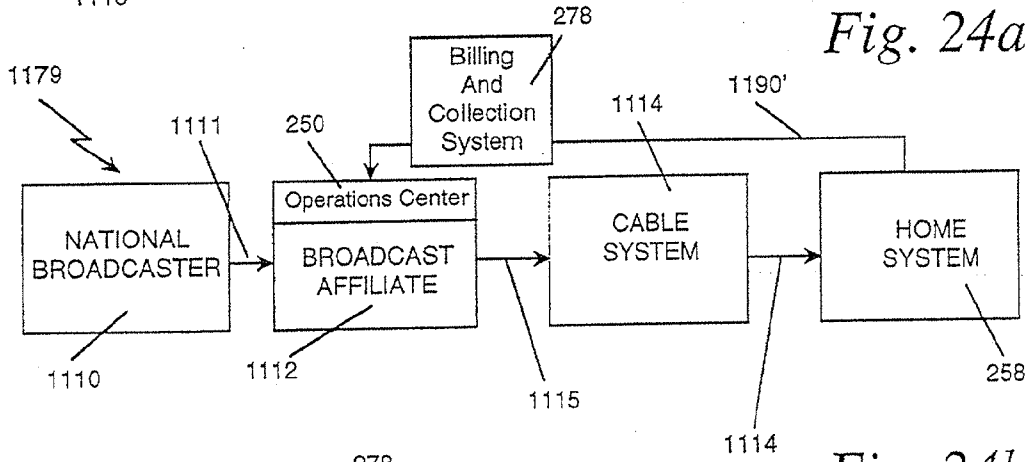


Fig. 24b

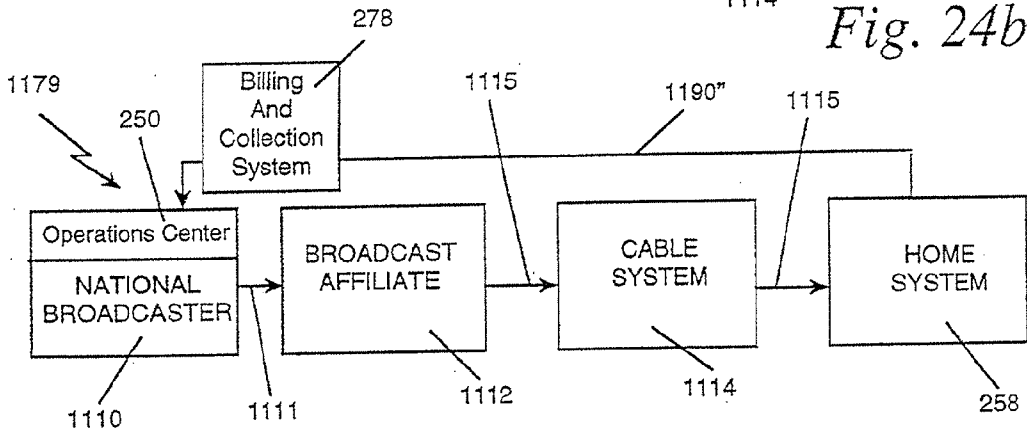


Fig. 24c

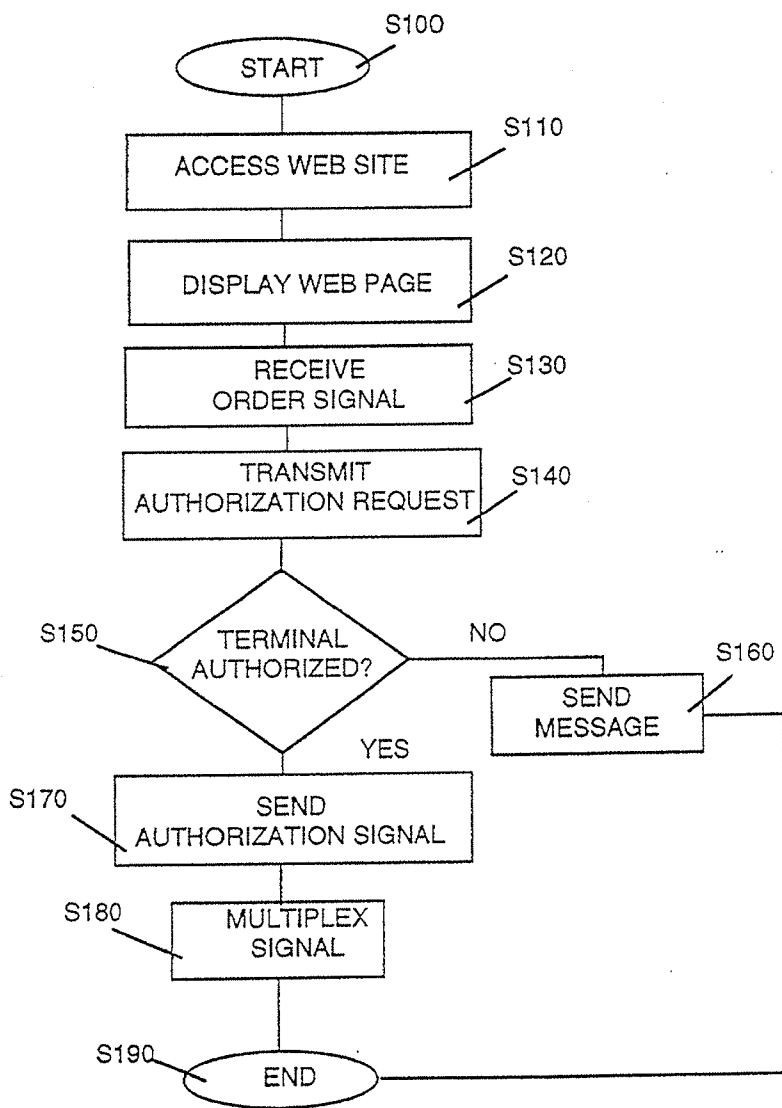


Fig. 25

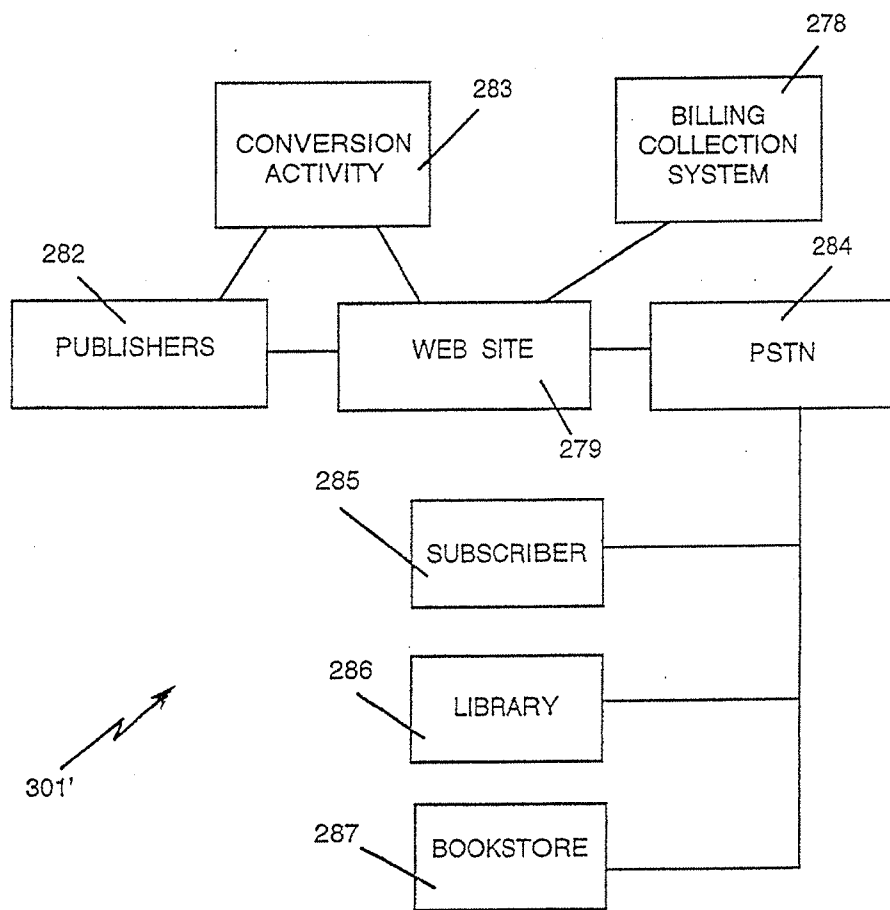


Fig. 26

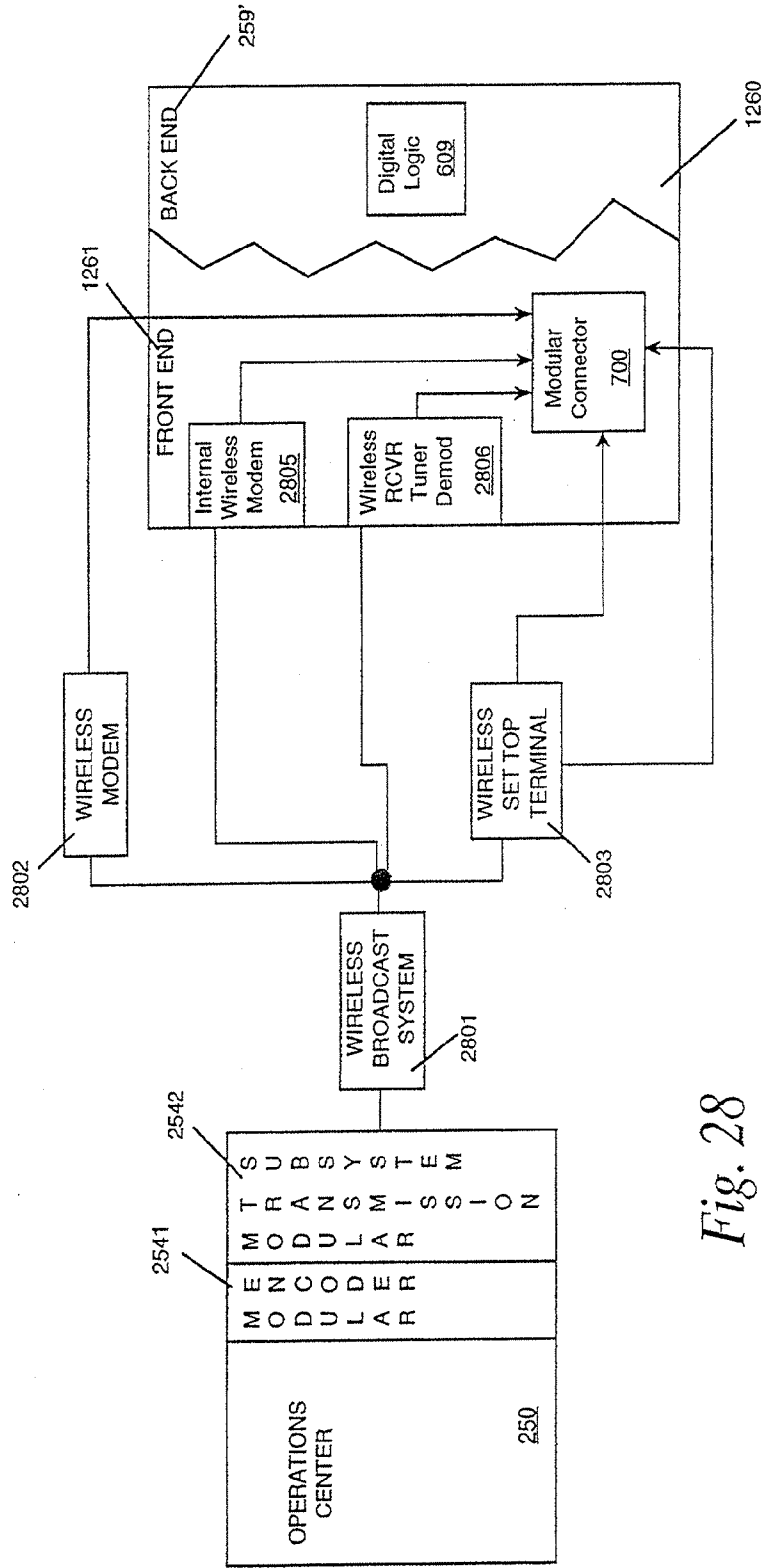


Fig. 28

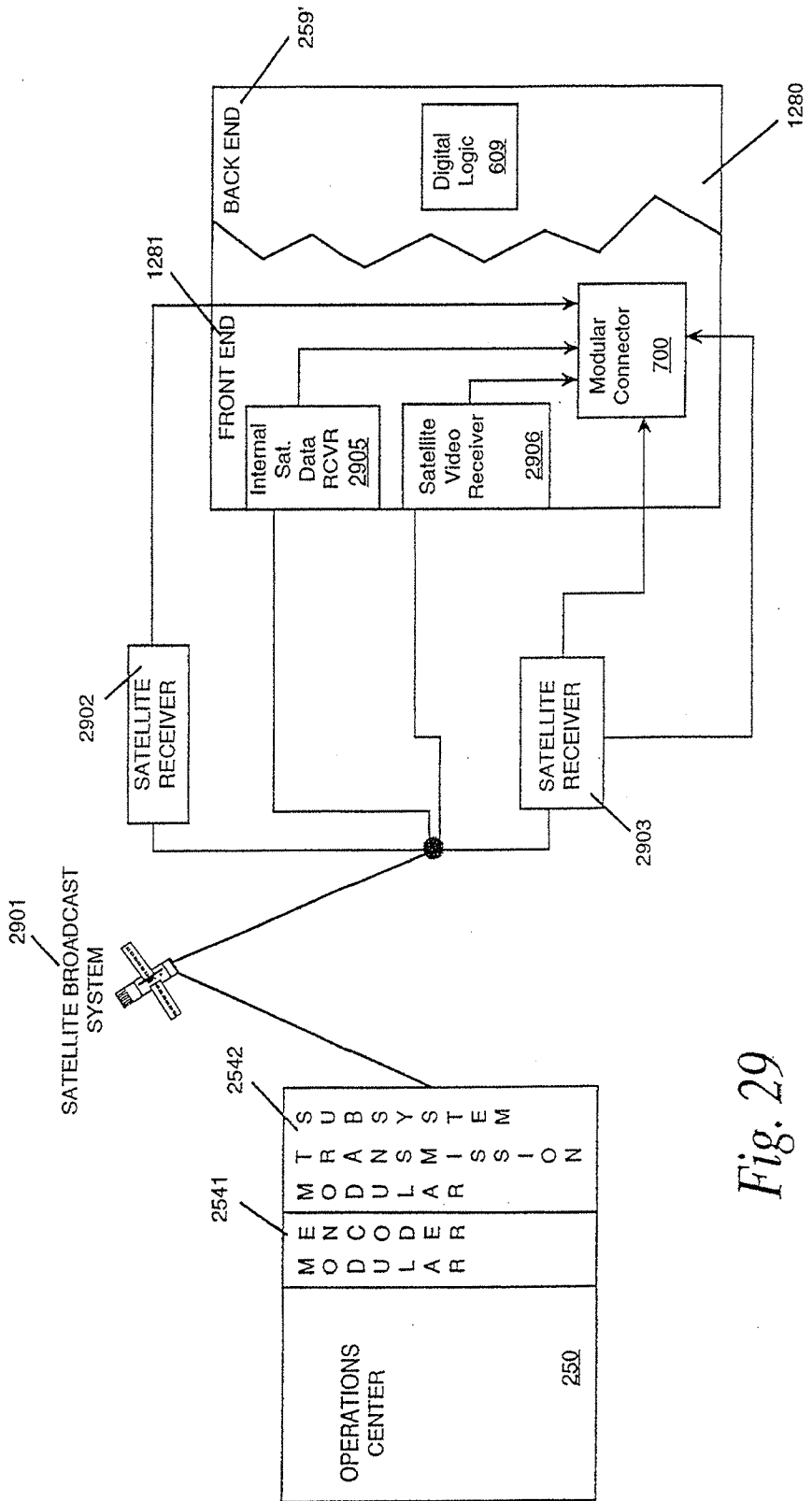


Fig. 29

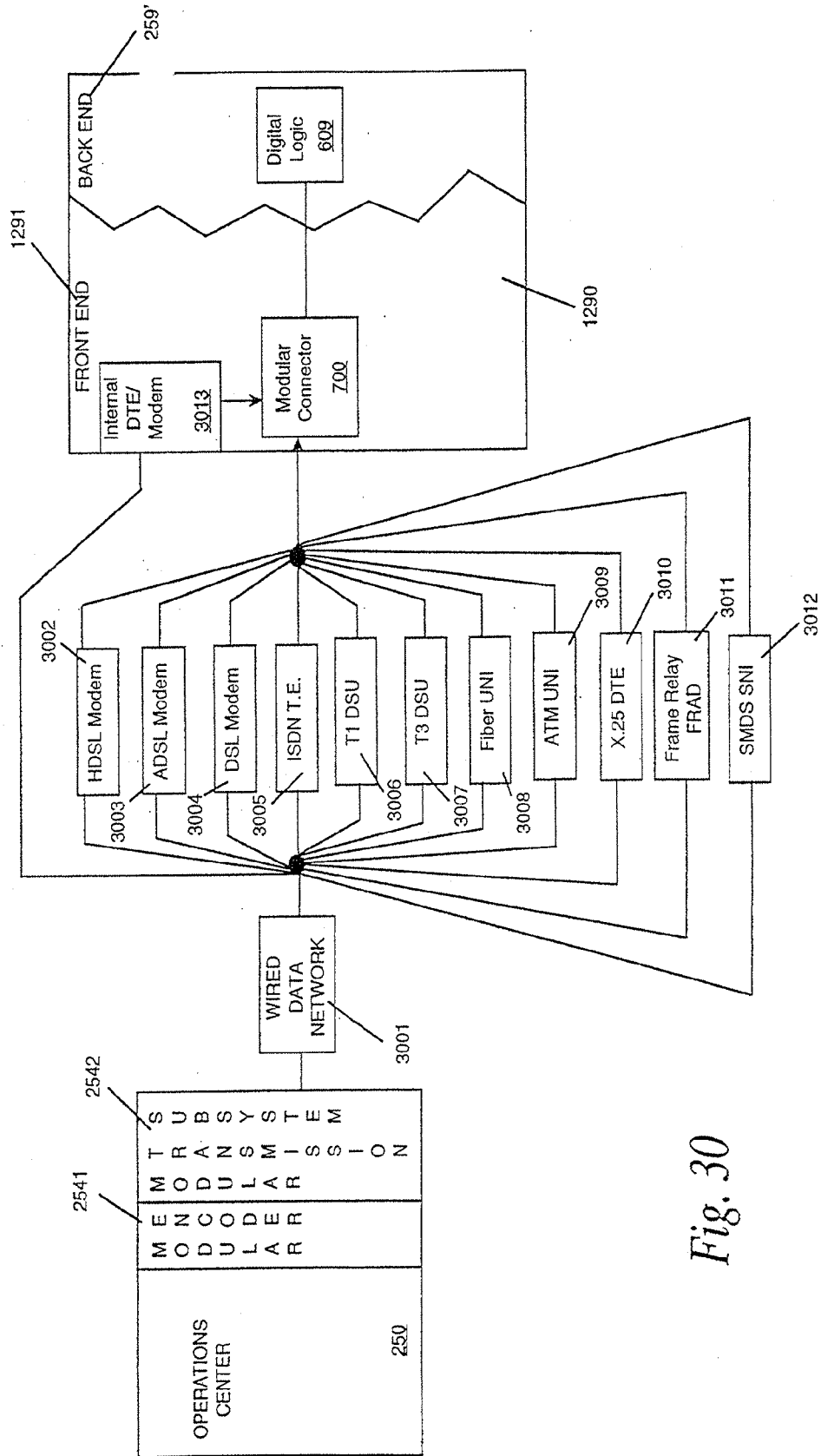


Fig. 30

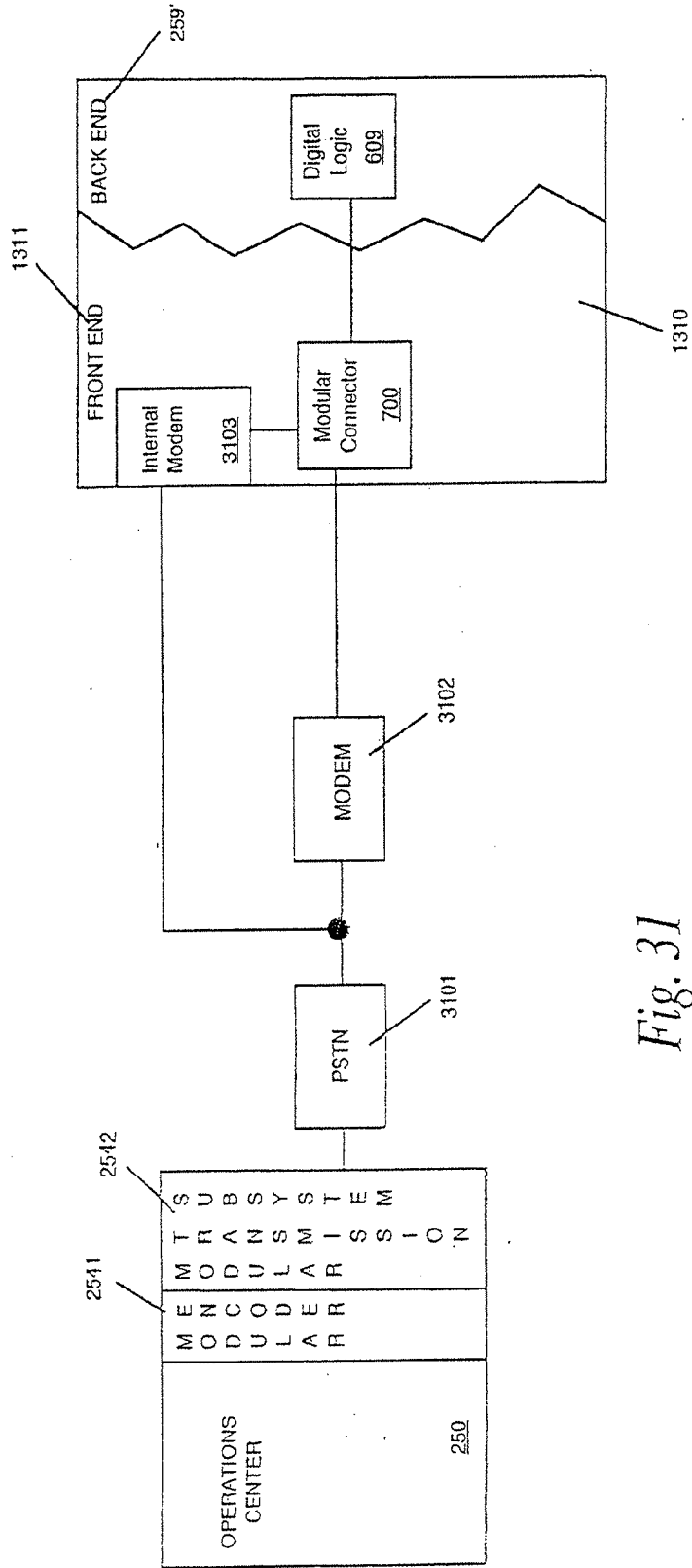


Fig. 31

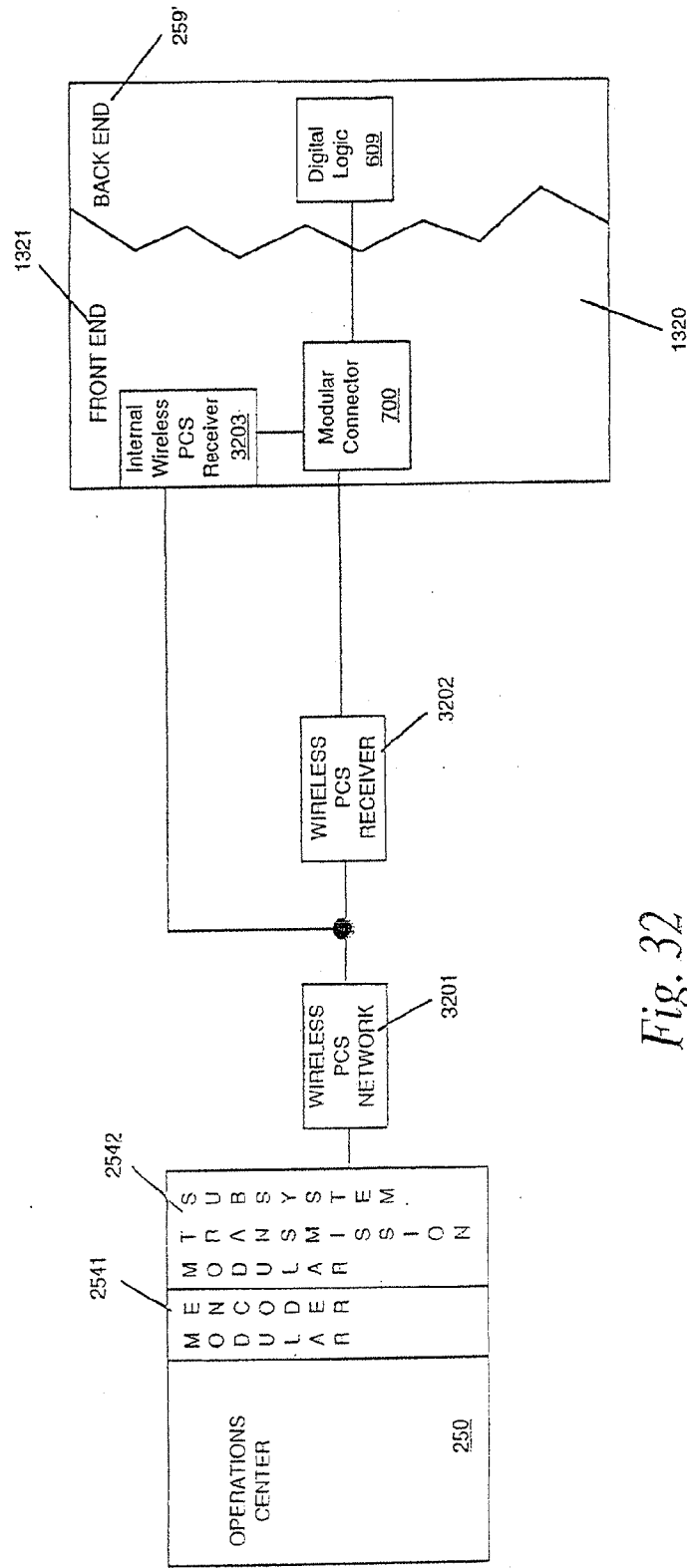


Fig. 32

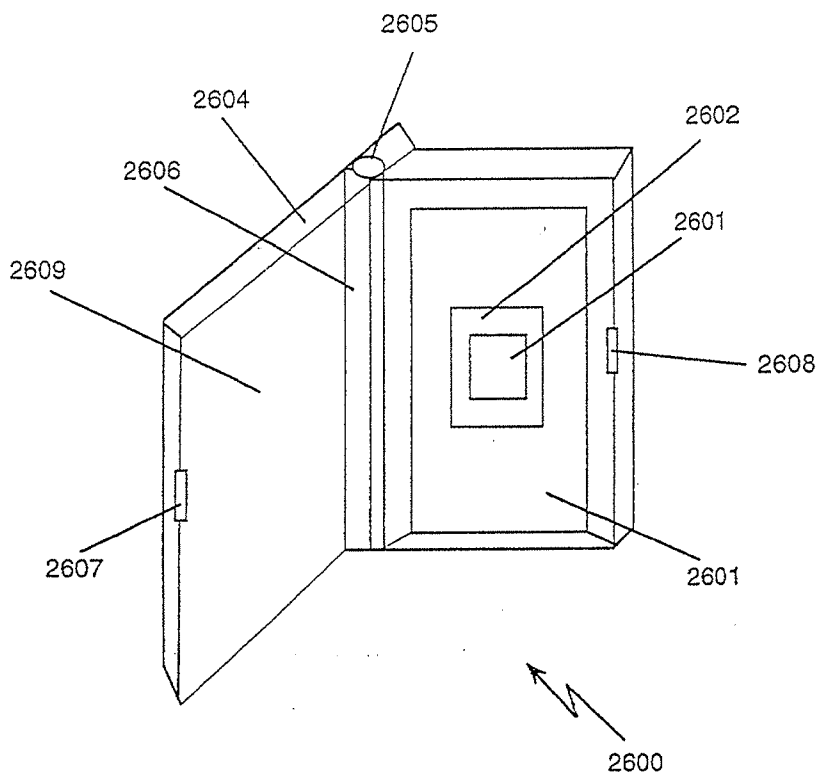


Fig. 33

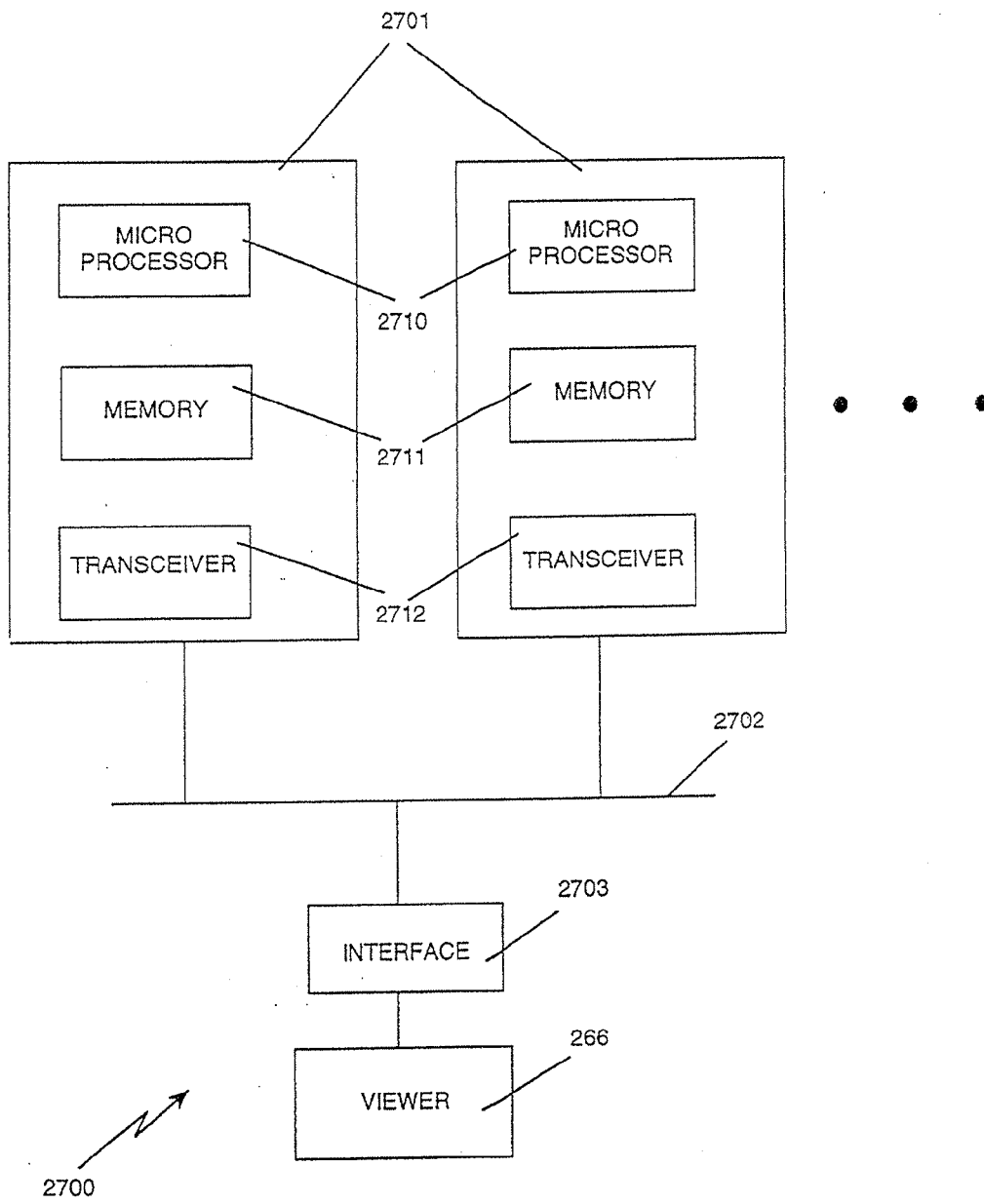


Fig. 34

3500

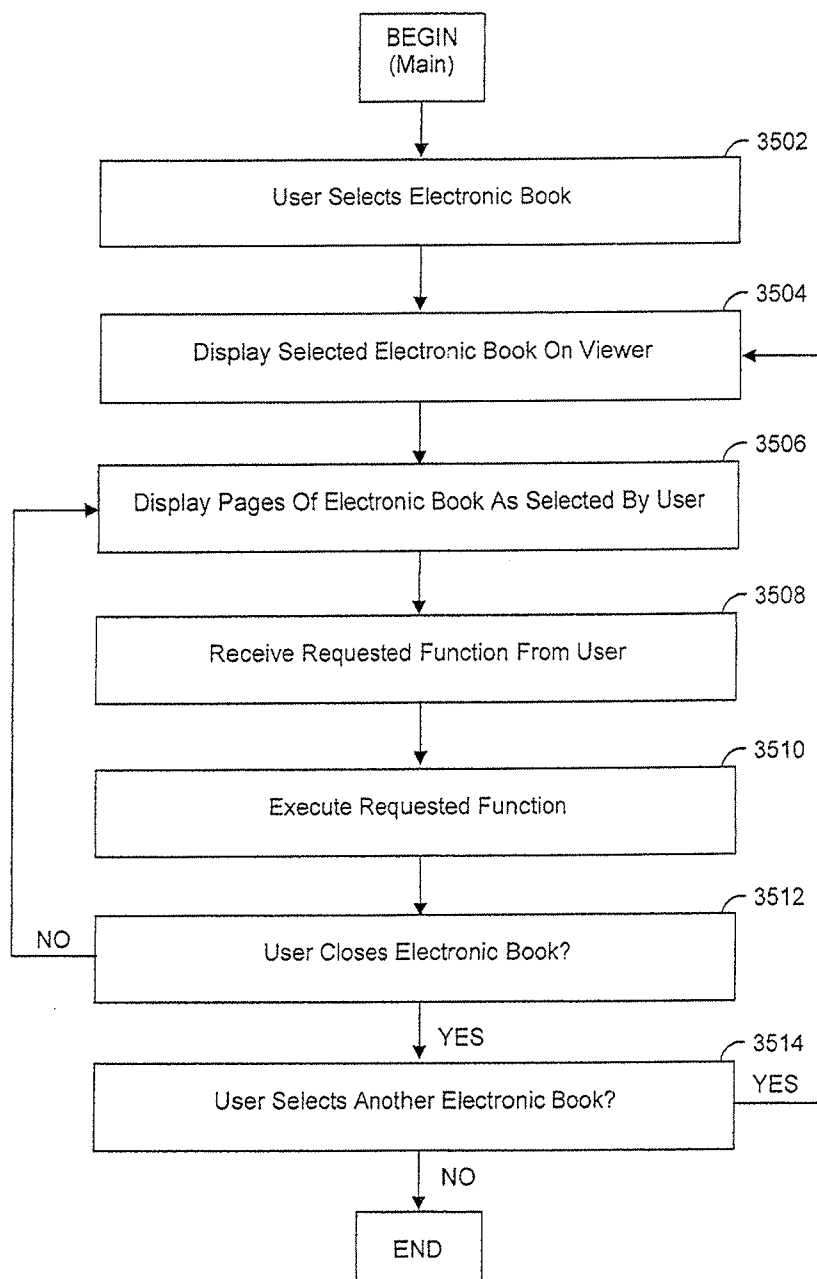


Fig. 35

3520

3522

ical demands, the resignation of Gorbachev. To be sure, as part of Ukraine, Donbas was now on Leonid Kravchuk's conscience. Vorkuta and Kuzbas were coal-mining areas I had visited a number of times and to which I would certainly return. Their demands were harshly formulated at times, and they expected a great deal from me, but they supported me during the tough reforms.

We have a saying in Russia that when you chop wood, the chips fly. Although Khasbulatov tried his best to portray the miners as economic chips flying from the Galdar team's woodcutting, their demand did not fit the picture. These miners were not against reform. Nevertheless, they did try to defend their economic interests, insisting that such hard work should be rewarded with part of the overall profits from the industry. Unfortunately, we did not have precise mechanism to turn such enterprises as coal mines into joint stock companies. There were long, hard negotiations under way constantly.

I met Yuri Skokov when I worked at the Moscow City Executive Committee. He was director of Quannum, a large defense plant, and he had run for elections to the Soviet parliament against Vitaly Korotich, a prominent writer and journalist who at the time was editor in chief of *Ogonoyok* [Little Flame], a pioneer of glasnost. Due to various backroom deals and party scheming (described in *Against the Grain*), Skokov won the election and proved himself to be a disciplined party protégé.

Skokov is an intelligent man — that is the first thing that must be said about him. And very hard and taciturn. Many people were asking what his role was in my inner circle. It was a legitimate question. Skokov was actually the "shadow" prime minister whom I had always had in mind. Both Silayev, under whom Skokov chaired the Supreme Economic Council, and Gaidar, on whose watch Skokov became chairman of the Security Council, sensed a latent threat

product/service identification

3524

hypertext link

3526

3528

menu | information | purchase | sample | catalog | browser | < | >

3562 3564

3530 3532 3534 3536 3538 3560

Fig. 36

3570

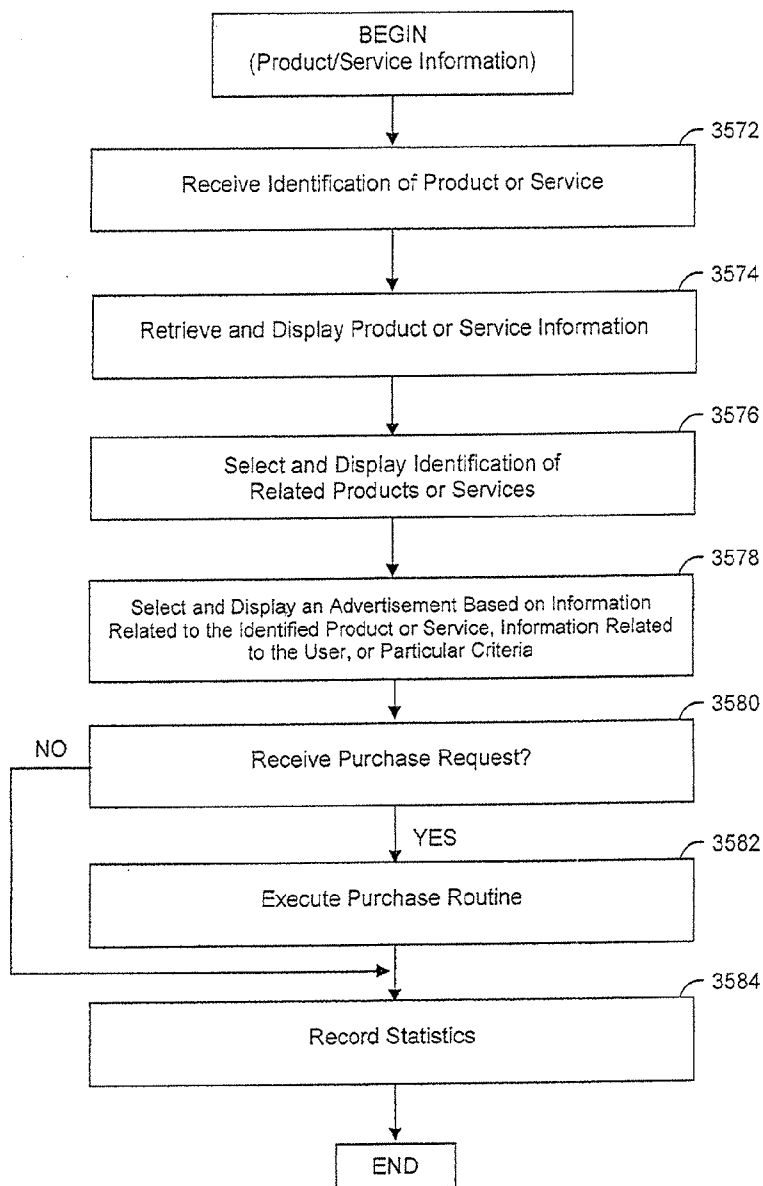


Fig. 37

3590

ical demands, the resignation of Gorbachev. To be sure, as part of Ukraine, Donbas was now on Leonid Kravchuk's conscience. Vorkuta and Kuzbas were coal-mining areas I had visited a number of times and to which I would certainly return. Their demands were harshly formulated at times, and they expected a great deal from me, but they supported me during the tough reforms.

3522

We have a saying in Russia that when you chop wood, the chips fly. Although Khasbulatov tried his best to portray the miners as economic chips flying from the Gaidar team's woodcutting, their demand did not fit the picture. These miners were not against reform. Nevertheless, they did try to defend their economic interests, insisting that such hard work should be rewarded with part of the overall profits from the industry. Unfortunately, we did not have precise mechanism to turn such enterprises as coal mines into joint stock companies. There were long, hard negotiations under way constantly.

product/service information

3592

related product/service information

3594

I met Yuri Skokov when I worked at the Moscow City Executive Committee. He was director of Quannum, a large defense plant, and he had run for elections to the Soviet parliament against Vitaly Korouch, a prominent writer and journalist who at the time was editor in chief of *Ogonoyok* [Little Flame], a pioneer of glasnost. Due to various backroom deals and party scheming (described in *Against the Grain*), Skokov won the election and proved himself to be a disciplined party protégé.

advertisement

3596

Skokov is an intelligent man — that is the first thing that must be said about him. And very hard and taciturn. Many people were asking what his role was in my inner circle. It was a legitimate question. Skokov was actually the "shadow" prime minister whom I had always had in mind. Both Silayev, under whom Skokov chaired the Supreme Economic Council, and Gaidar, on whose watch Skokov became chairman of the Security Council, sensed a latent threat

3528

menu | information | purchase | sample | catalog | browser | < | >

Fig. 38

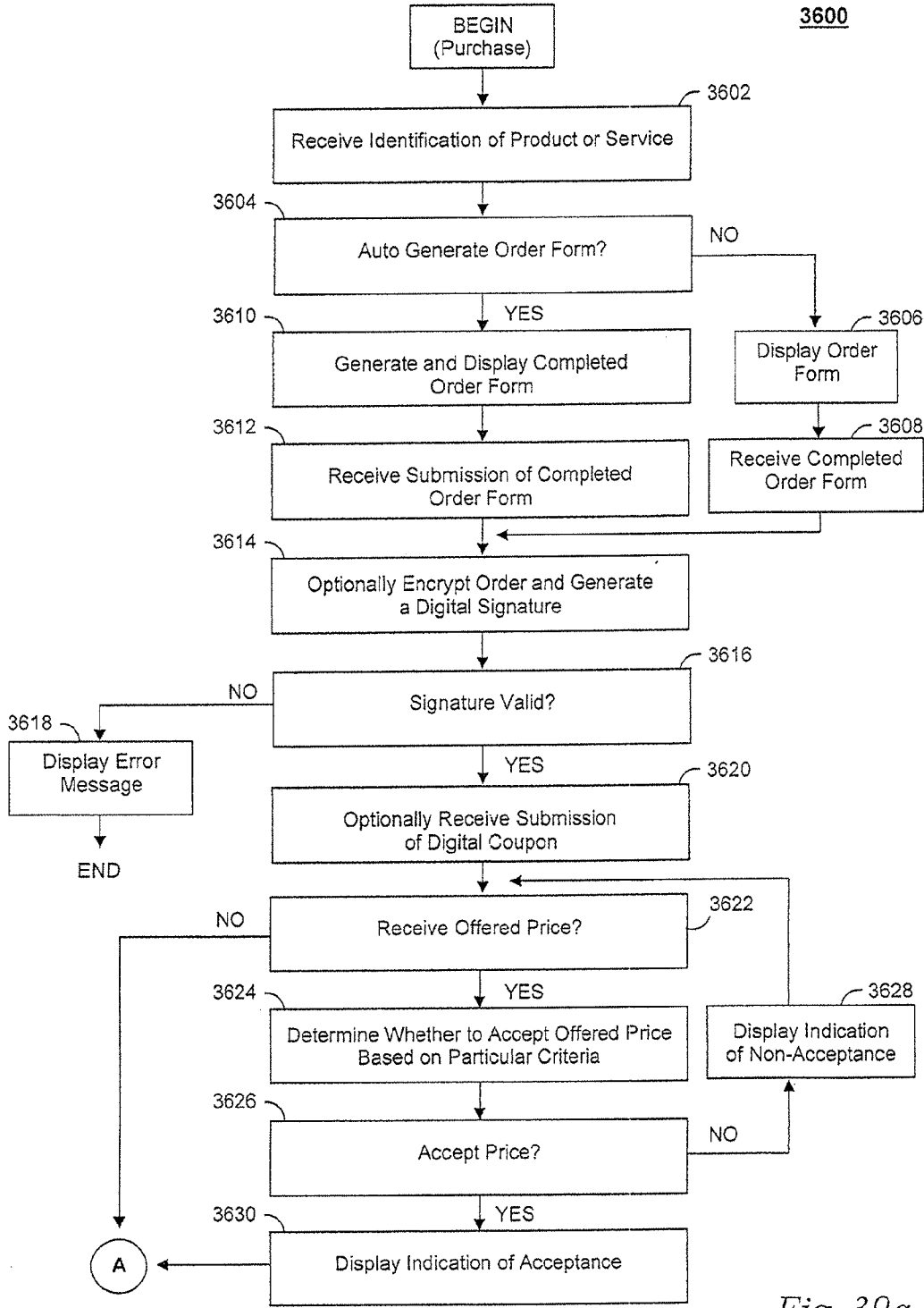


Fig. 39a

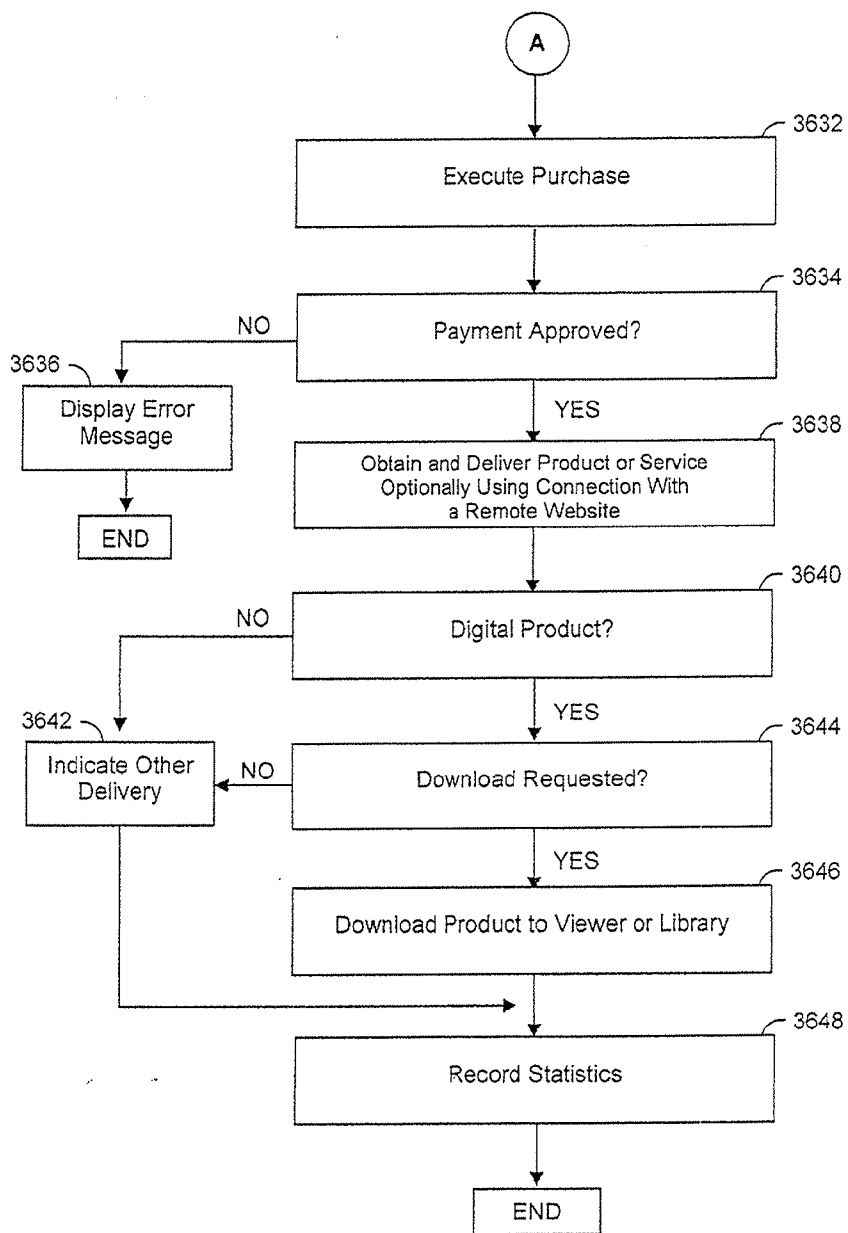


Fig. 39b

3650

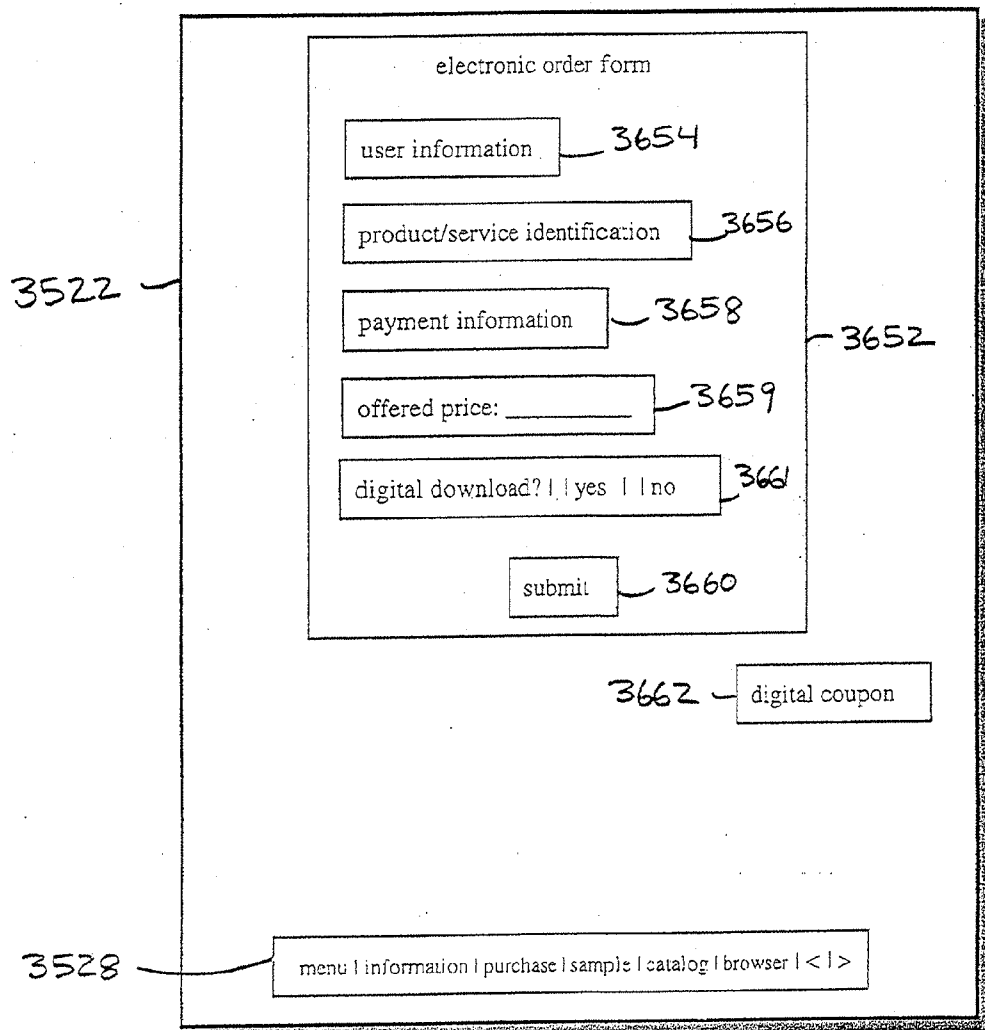


Fig. 40

3670

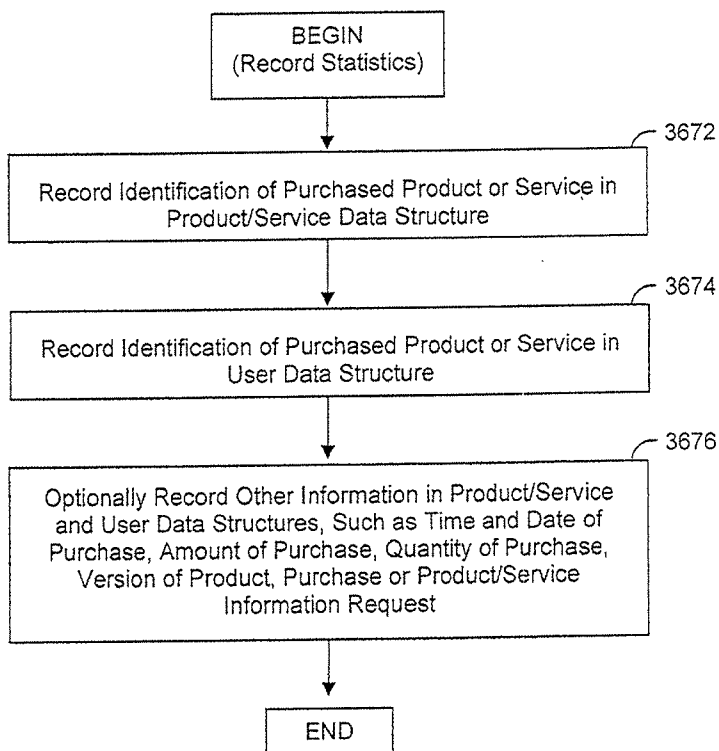


Fig. 41

3680

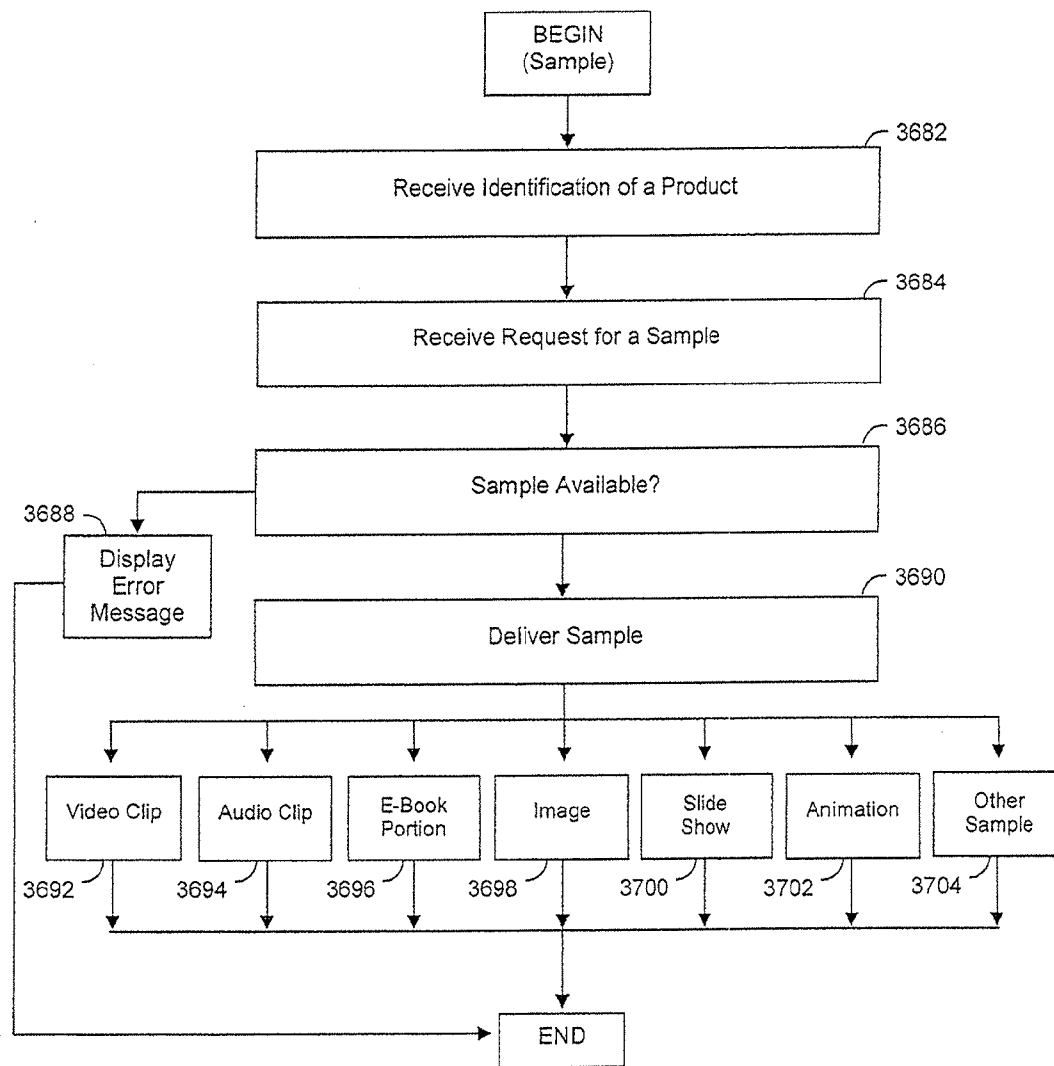


Fig. 42

3720

ical demands, the resignation of Gorbachev. To be sure, as part of Ukraine, Donbas was now on Leonid Kravchuk's conscience. Vorkuta and Kuzbas were coal-mining areas I had visited a number of times and to which I would certainly return. Their demands were harshly formulated at times, and they expected a great deal from me, but they supported me during the tough reforms.

We have a saying in Russia that when you chop wood, the chips fly. Although Khasbulatov tried his best to portray the miners as economic chips flying from the Gaidar team's woodcutting, their demand did not fit the picture. These miners were not

3522

product sample

3722

against reform. Nevertheless, they did try to defend their economic interests, insisting that such hard work should be rewarded with part of the overall profits from the industry. Unfortunately, we did not have precise mechanism to turn such enterprises as coal mines into joint stock companies. There were long, hard negotiations under way constantly.

I met Yuri Skokov when I worked at the Moscow City Executive Committee. He was director of Quannum, a large defense plant, and he had run for elections to the Soviet parliament against Vitaly Korotich, a prominent writer and journalist who at the time was editor in chief of *Ogonoyok* [Little Flame], a pioneer of glasnost. Due to various backroom deals and party scheming (described in *Against the Grain*), Skokov won the election and proved himself to be a disciplined party protégé.

Skokov is an intelligent man — that is the first thing that must be said about him. And very hard and taciturn. Many people were asking what his role was in my inner circle. It was a legitimate question. Skokov was actually the "shadow" prime minister whom I had always had in mind. Both Silayev, under whom Skokov chaired the Supreme Economic Council, and Gaidar, on whose watch Skokov became chairman of the Security Council, sensed a latent threat

3528

menu | information | purchase | sample | catalog | browser | < | >

Fig. 43

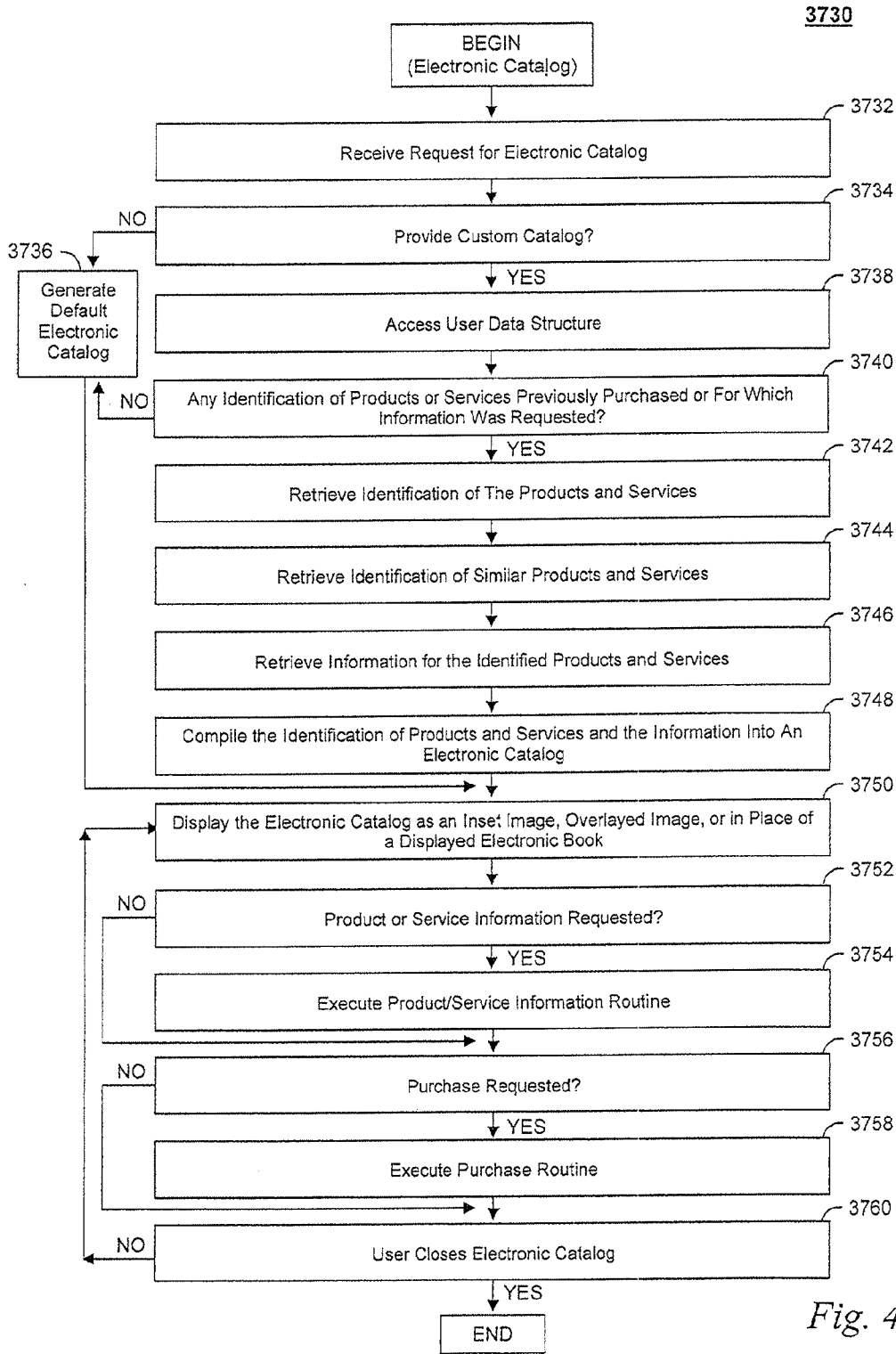


Fig. 44

3770

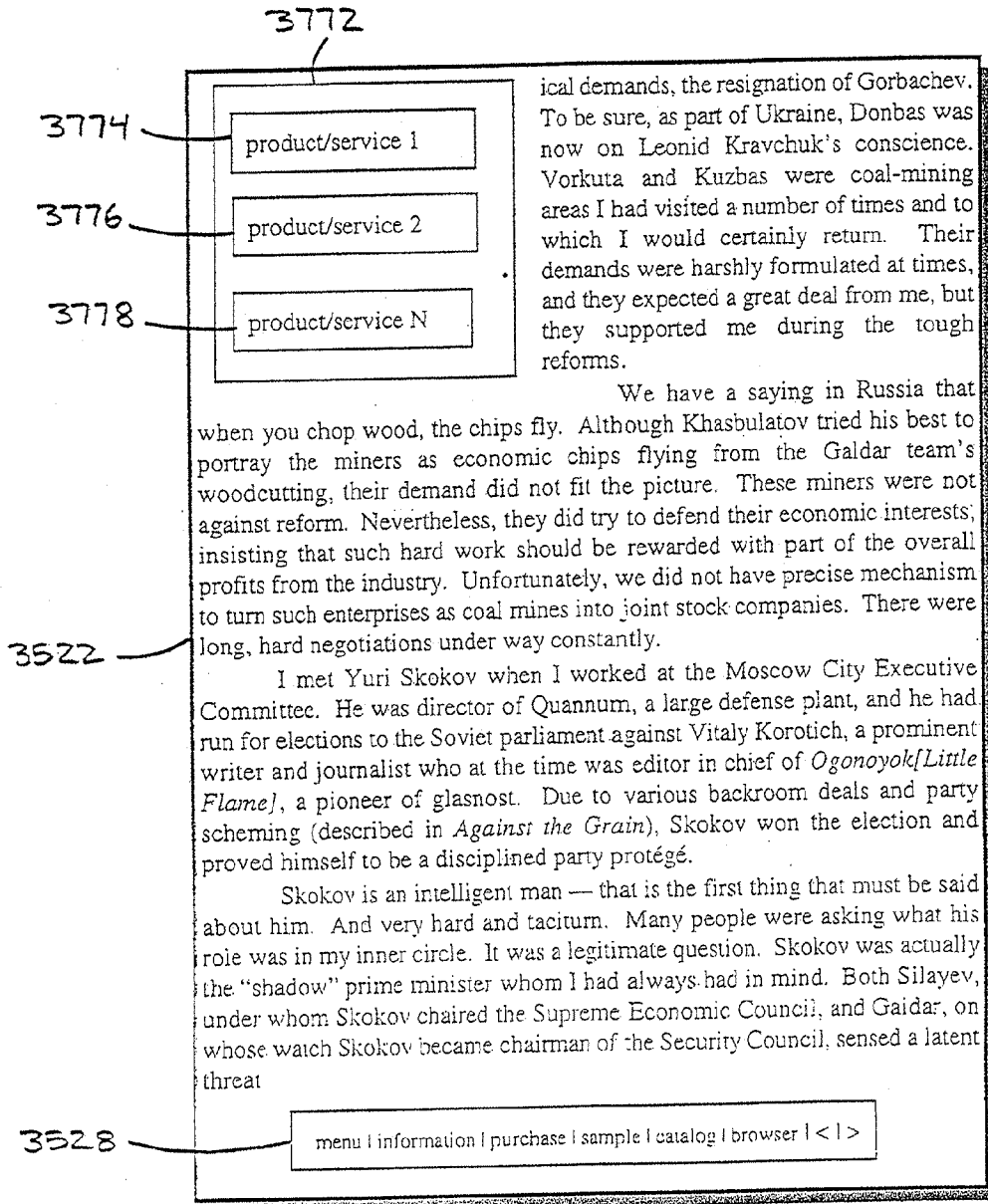


Fig. 45

3780

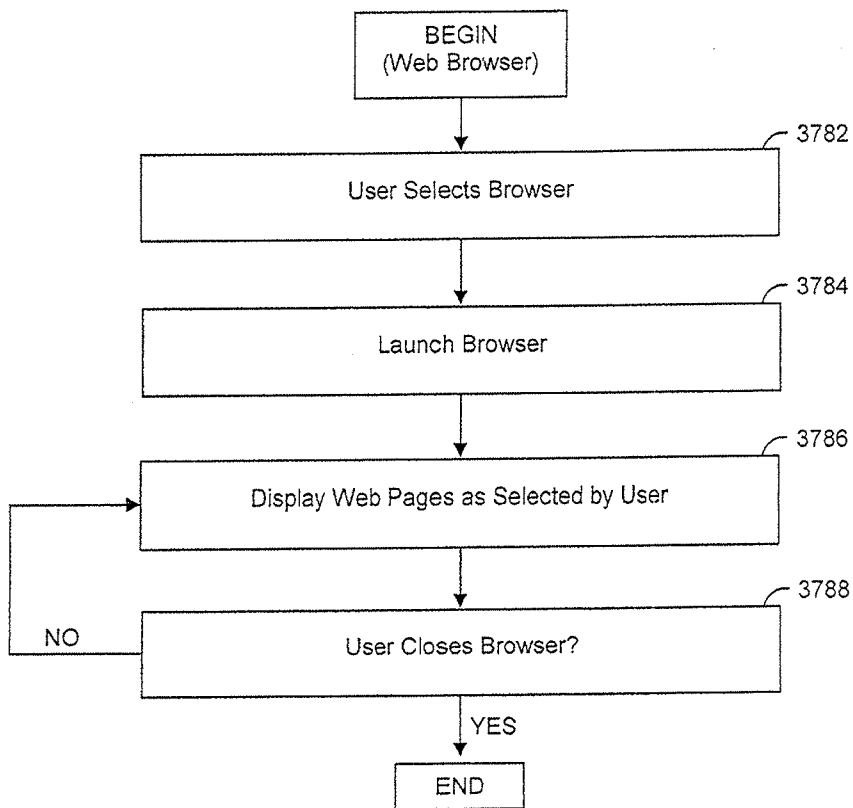


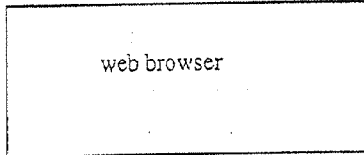
Fig. 46

3800

ical demands, the resignation of Gorbachev. To be sure, as part of Ukraine, Donbas was now on Leonid Kravchuk's conscience. Vorkuta and Kuzbas were coal-mining areas I had visited a number of times and to which I would certainly return. Their demands were harshly formulated at times, and they expected a great deal from me, but they supported me during the tough reforms.

We have a saying in Russia that when you chop wood, the chips fly. Although Khasbulatov tried his best to portray the miners as economic chips flying from the Galdar team's woodcutting, their demand did not fit the picture.

3522



3802

These miners were not against reform. Nevertheless, they did try to defend their economic interests, insisting that such hard work should be rewarded with part of the overall profits from the industry. Unfortunately, we did not have precise mechanism to turn such enterprises as coal mines into joint stock companies. There were long, hard negotiations under way constantly.

I met Yuri Skokov when I worked at the Moscow City Executive Committee. He was director of Quannum, a large defense plant, and he had run for elections to the Soviet parliament against Vitaly Korotich, a prominent writer and journalist who at the time was editor in chief of *Ogonoyok* [*Little Flame*], a pioneer of glasnost. Due to various backroom deals and party scheming (described in *Against the Grain*), Skokov won the election and proved himself to be a disciplined party protégé.

Skokov is an intelligent man — that is the first thing that must be said about him. And very hard and taciturn. Many people were asking what his role was in my inner circle. It was a legitimate question. Skokov was actually the "shadow" prime minister whom I had always had in mind. Both Silayev, under whom Skokov chaired the Supreme Economic Council, and Gaidar, on whose watch Skokov became chairman of the Security Council, sensed a latent threat

3528

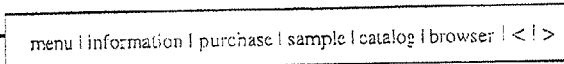


Fig. 47

3810

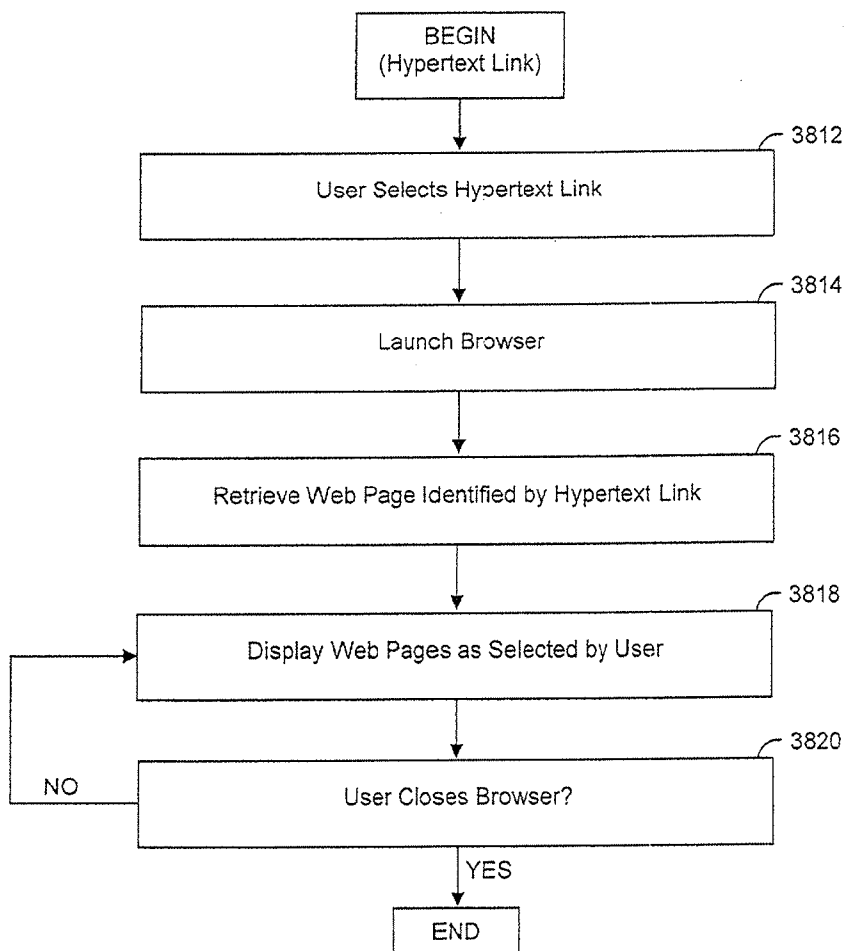


Fig. 48

**ELECTRONIC BOOK HAVING ELECTRONIC
COMMERCE FEATURES**

RELATED APPLICATIONS

[0001] This application is a division of U.S. patent application Ser. No. 12/391,044, filed Feb. 23, 2009, which is a continuation of U.S. patent application Ser. No. 09/441,892, filed Nov. 17, 1999. These applications are incorporated herein by reference.

BACKGROUND ART

[0002] Sparked by the concept of an information super-highway, a revolution will take place in the distribution of books. Not since the introduction of Gutenberg’s movable typeset printing has the world stood on the brink of such a revolution in the distribution of text material. The definition of the word “book will change drastically in the near future. Due to reasons such as security, convenience, cost, and other technical problems, book and magazine publishers are currently only able to distribute their products in paper form. This invention solves the problems encountered by publishers.

**TECHNICAL FIELD AND BRIEF SUMMARY OF
INVENTION**

[0003] The electronic book selection and delivery system is a new way to distribute books to bookstores, public libraries, schools and consumers. The technological breakthroughs of this invention provide a secure electronic system for both delivering selected books and receiving payments. The system has an unusual combination of features that provides the consumer with a daily use household appliance that has a high tech aura while being very practical, portable, and easy to use.

[0004] An advantage of the system is that it eliminates the distribution of any physical object such as a paper book or computer memory device from any book or text distribution system. The purchase of a book becomes a PAY-PER-READ™ event avoiding the overhead, “middle-men,” printing costs, and time delay associated with the current book distribution system. Published material and text such as the President’s speech, a new law, a court decision on abortion, or O. J. Simpson’s testimony can be made immediately available to the consumer at a nominal fee. Alternatively, books may be made available free to the end use consumer, subsidized by advertisers who sponsor books or embed advertising within the books.

[0005] The system is a novel combination of new technology involving the television, cable, telephone, and computer industries. It utilizes high bandwidth data transmissions, strong security measures, sophisticated digital switching, high resolution visual displays, novel controls, and user friendly interface software.

[0006] The primary components of the text delivery system are the subsystem for preparing the text for delivery and the subsystem for receiving and selecting text that was delivered. An embodiment of the system includes additional components and optional features that enhance the system. The system may be configured for use by bookstores, public libraries, schools and consumers. In one embodiment, the system for consumer use is made up of four subsystems, namely: (1) an operations center, (2) a distribution system, (3) a home subsystem including reception, selection, viewing, transacting and transmission capabilities, and (4) a billing and

collection system. Alternative configurations of the system are defined to allow for a variety of traditional and non-traditional delivery methods.

[0007] The operations center performs several primary functions: manipulating text data (including receiving, formatting and storing of text data), security encoding of text, cataloging of books, providing a messaging center capability, and performing uplink functions. In one embodiment, the system delivers the text from the operations center to consumer homes by inserting text data within analog video signals. The insertion of text is generally performed with an encoder at an uplink site that is within or near the operations center. The system can use several lines of the Vertical Blanking Interval (VBI), all the lines of the analog video signal, a digital video signal or unused portions of bandwidth to transmit text data. Using the VBI delivery method, the top ten or twenty book titles may be transmitted with video during normal programming utilizing existing cable or broadcast transmission capability without disruption to the subscriber’s video reception. Using the entire video signal, thousands of books may be transmitted within just one hour of air time. Nearly any analog or digital video or data distribution system may be used to deliver the text data. The text data may also be transmitted over other low and high speed signal paths including a telephone network (e.g., a public switched telephone network) having a high speed connection such as a digital subscriber line (DSL) connection and the Internet, for example.

[0008] The home subsystem performs at least four functions: connecting to the distribution system, selecting text, storing text, and transacting through a communicating mechanism. The components of the home subsystem may be configured in a variety of hardware configurations. Each function may be performed by a separate component, the components may be integrated, or the capability of existing cable set top converter boxes, computers, and televisions may be utilized. A connector, library unit and viewer unit may be used. In one embodiment, the connector portion of the home subsystem receives an analog video signal and strips or extracts the text from the video. The home library stores the text signal, provides a user friendly software interface to the system and processes the transactions at the consumer home. The viewer provides a screen for viewing text or menus and novel user friendly controls. Alternative embodiments are presented that support delivery of text using a variety of communication mechanisms.

[0009] The viewing device may be a portable book shaped viewer which stores one or more books for viewing and provides a screen for interacting with the home library unit. A high resolution LCD display is used to both read the books and to interact with the home library software. In one embodiment, an optional phone connector or return-path cable connection initiates the telephone calls and, with the aid of the library, transmits the necessary data to complete the ordering and billing portion of the consumer transaction. Alternative embodiments are presented that support ordering and billing using a variety of communication mechanisms. The user friendly controls include a bookmark, current book and page turn button. The billing and collection system performs transaction management, authorizations, collections and publisher payments automatically. A system similar to the system for consumer use may be used in bookstores, schools and public libraries.

[0010] The system also provides for various electronic commerce features. The viewer displays identification of products or services and permits the user obtain information concerning them or execute purchase requests for them. The system may display related products or services to the user and also target advertising to the particular user. For certain products, the user may obtain a sample of it. For digital products, the user has the option to download the product directly into the viewer or library.

BRIEF DESCRIPTION OF DRAWINGS

- [0011] FIG. 1a is a block diagram of the primary components of an electronic book selection and delivery system.
- [0012] FIG. 1b is a block diagram of an electronic book selection and delivery system that uses a composite video signal.
- [0013] FIG. 2 is a schematic showing an overview of the electronic book selection and delivery system.
- [0014] FIG. 3 is a schematic of a delivery plan for the electronic book selection and delivery system.
- [0015] FIG. 4 is a block diagram of the operations center.
- [0016] FIG. 5a is a flow diagram of processing at the operations center and uplink. FIG. 5b is a block diagram of a hardware configuration for an uplink site. FIG. 6a is a block diagram of a hardware configuration for a four component home subsystem.
- [0017] FIG. 6b is a schematic of a two unit home subsystem.
- [0018] FIG. 7 is a flow diagram of processes performed by a video connector.
- [0019] FIG. 8 is a block diagram for an example of a library unit.
- [0020] FIG. 9 is a flow diagram of processes performed by a library unit on the received data stream.
- [0021] FIG. 10 is a flow diagram of processes performed by a library unit on information requests from a viewer.
- [0022] FIG. 11 is a block diagram showing the components for an example of a viewer.
- [0023] FIG. 12 is a flow diagram of processes performed by a viewer on an information request from a subscriber.
- [0024] FIG. 13 is a chart depicting a menu structure and sequencing of menus in a menu system.
- [0025] FIG. 14a is a schematic of an introductory menu.
- [0026] FIG. 14b is a schematic showing an example of a main menu.
- [0027] FIGS. 14c, 14d, 14e, 14f, 14g, 14h, 14i and 14j are schematics showing examples of submenus.
- [0028] FIG. 15 is a schematic diagram of an electronic book system for a bookstore or public library.
- [0029] FIG. 16a and FIG. 16b are schematics of hardware modifications or upgrades to a set top converter.
- [0030] FIG. 17 is a schematic showing a set top terminal that includes a data receiver and data transmitter.
- [0031] FIG. 18a is a schematic of a book-on-demand system.
- [0032] FIG. 18b is a schematic of an operations center supporting a book-on-demand system.
- [0033] FIG. 19 is a diagram of a digital television program environment.
- [0034] FIG. 20 is a flowchart of steps involved in processing text at an operations center.
- [0035] FIGS. 21a-21g are diagrams of remote location reception options.
- [0036] FIG. 22 presents a hardware configuration of a home subsystem used to receive a program broadcast.
- [0037] FIG. 23 is a flowchart of processes performed by a digital television program connector.
- [0038] FIG. 24a-24c are examples of order systems for use in the broadcast environment of FIG. 19.
- [0039] FIG. 25 is a flowchart showing steps associated with ordering over the Internet.
- [0040] FIG. 26 is a diagram depicting components used for delivery of electronic books over the Internet.
- [0041] FIG. 27 presents embodiments for delivery of electronic books using a cable system.
- [0042] FIG. 28 presents embodiments for delivery of electronic books using a wireless broadcast system.
- [0043] FIG. 29 presents embodiments for delivery of electronic books using a satellite broadcast system.
- [0044] FIG. 30 presents embodiments for delivery of electronic books using a wired data network.
- [0045] FIG. 31 presents embodiments for delivery of electronic books using the PSTN.
- [0046] FIG. 32 presents embodiments for delivery of electronic books using a wireless PCS network.
- [0047] FIG. 33 shows a storage device that stores a portable storage medium containing an electronic book.
- [0048] FIG. 34 is a block diagram of an alternate system for requesting and delivering electronic books.
- [0049] FIG. 35 is a flow chart of a method for providing functions for electronic commerce in conjunction with display of an electronic book.
- [0050] FIG. 36 is a schematic illustrating a viewer having selections providing for electronic commerce.
- [0051] FIG. 37 is a flow chart of a method for displaying product or service information concerning products or services selected by a user.
- [0052] FIG. 38 is a schematic illustrating display of product or service information.
- [0053] FIGS. 39a and 39b are a flow chart of a method for permitting a user to purchase a product or service.
- [0054] FIG. 40 is a schematic illustrating an electronic order form for permitting a user to submit a request to purchase a product or service.
- [0055] FIG. 41 is a flow chart of a method for recording statistics concerning requests to purchase or view information concerning products and services.
- [0056] FIG. 42 is a flow chart of a method for providing a user with a sample concerning a product or service.
- [0057] FIG. 43 is a schematic illustrating a screen for displaying a sample concerning a product or service.
- [0058] FIG. 44 is a flow chart of a method for providing a user with an electronic catalog identifying products or services.
- [0059] FIG. 45 is a schematic illustrating display of an electronic catalog.
- [0060] FIG. 46 is a method for permitting a user to access and use a web browser in a viewer for presenting an electronic book.
- [0061] FIG. 47 is a schematic illustrating display of a web browser within a viewer.
- [0062] FIG. 48 is a method of retrieving and displaying web pages as selected by a user.

DETAILED DESCRIPTION OF INVENTION

[0063] FIG. 1a shows an electronic book distribution system 100 that may be used for distributing an electronic book.

A content provider **110** may publish hard copy versions of books or other printed media including newspapers, Magazines, and product catalogs, for example. The content provider **110** may convert printed materials to an electronic format and provide the electronic formatted materials to a distribution point, or center **120**, over uplink path **115**. The uplink path **115** may be a wired or a wireless path. The uplink path **115** may be a telecommunications network, for example. The uplink path **115** may be a satellite relay path or a wireless telephone path. The uplink path **115** may involve providing electronic books to the distribution center on a fixed media, such as a CD-ROM, for example.

[0064] In FIG. *1a*, the content provider **110** and the distribution center **120** are shown as separate components of the electronic book distribution system **100**. However, the content provider **110** and the distribution center **120** may be co-located.

[0065] The distribution center **120** may convert printed matter into an electronic format. Alternately, the distribution center **120** may receive electronic files from an outside source, such as the content provider **110**. The distribution center **120** may process and store electronic books.

[0066] The distribution center **120** distributes electronic books. The distribution may be, for example, over distribution path **125**, distribution network **130**, and distribution path **135** to an electronic book subsystem or terminal **140**, which may include an electronic book viewer (not shown). The terminal may also be a television, a set top terminal, a personal computer, or similar device. An apparatus and method for distributing electronic books is disclosed in greater detail later. The distribution network **130** may be an electronic book store, an Internet web site, a wired or wireless telecommunications network, an intranet, a radio program delivery system, a television program delivery system, including cable television, satellite television broadcast, and over-the-air broadcast, for example. The electronic book distribution network **130** could include direct delivery through a mail delivery system of electronic books on a fixed media, such as a CD-ROM, for example.

[0067] FIG. *1b* shows components of an electronic book distribution system **170** using a television program delivery system to distribute electronic books.

[0068] In the embodiment shown in FIG. *1b*, the components of the electronic book selection and delivery system **170** are an encoder **174**, a video distribution system **178**, a connector **182**, and a text selector **186**. The encoder **174** places textual data on a video signal to form a composite video signal. Although the composite signal may contain only textual data, it usually carries both video and textual data. A variety of equipment and methods may be used to encode text data onto a video signal. The video distribution system **178** distributes the composite video signal from the single point of the encoder **174** to multiple locations, which have connectors **182**. The connector **182** receives the digital or analog video signal from the video distribution system **178** and separates, strips or extracts the text data from the composite video signal. If necessary, the extracted text data is converted into a digital bit stream. The text selector **186** works in connection with the connector **182** to select text.

[0069] Using the connector **182** and text selector **186** combination, various methods of selecting and retrieving desired text from a composite or video signal are possible. Text may be preselected, selected as received or selected after being received and stored. One method is for the connector **182** to

strip or extract all the text from the video signal and have the text selector **186** screen all the text as received from the connector **182**. The text selector **186** only stores text in long term or permanent memory if the text passes a screening process described below.

[0070] FIG. *2* shows another embodiment of an electronic book selection and delivery system **200**. The delivery system **200** includes: an operations center **250** including an uplink site **254**, a video distribution system **208**, an electronic book device, or home system **258** including a video connector **212**, a library **262**, a viewer **266**, and a phone connector **270**, telephone system **274**, an Internet web site **279** and a billing and collection system **278**. Also as shown in FIG. *2*, the home system **258** may include connections to a television **259** and a personal computer **261** may be used to display menu screens, electronic books, electronic files, or any other information associated with the electronic book delivery system **200**. In addition, the television **259** and the personal computer **261** may provide control functions that replicate and supplement those of the viewer **266**.

[0071] The operations center **250** receives textual material from outside sources **282** such as publishers, newspapers, and on-line services. Alternately, the outside sources may maintain electronic books at the Internet web site **279**. The outside sources **282** may convert textual and graphical material to digital format, or may contract with another vendor to provide this service. The operations center **250** may receive the textual and graphical material in various digital formats and may convert the textual material to a standard compressed format for storage. In so doing, the operations center **250** may create a pool of textual material that is available to be delivered to the home system **258**. The textual material may be grouped by books or titles for easy access.

[0072] As used herein, "book" means textual or graphical information such as contained in any novels, encyclopedias, articles, magazines, newspapers, catalogues, periodicals, or manuals. The term "title" may represent the actual title assigned by an author to a book, or any other designation indicating a particular group, portion, or category of textual information. The title may refer to a series of related textual information, a grouping of textual information, or a portion of textual data. For example, "Latest Harlequin Romance", "Four Child Reading Books (Ages 10-12)," "Encyclopedia BRITANNICA™," "President's Speech," "Instruction Manual," "Schedule of 4th of July Events," "Pet Handbooks," "Roe v. Wade," and "The Joy of Cooking," are suitable titles. Also, the title may be a graphical symbol or icon. Thus, a picture of a wrench may be a title for a repair book, a picture of a computer a title for a computer book, a graphical symbol of a telephone a title for a telephone book, a drawing of a dagger a title for a mystery book, a picture of a bat and ball a title for a sports book, and a picture of tickertape a title for a business book.

[0073] The operations center **250** includes the uplink site **254** for placing the text onto a telecommunications signal and sending the telecommunications signal into a distribution system. The uplink site **254** would generally include an encoder **204** (not shown in FIG. *2*) to encode the text onto the telecommunications signal.

[0074] Many analog and digital video distribution systems may be used with the electronic book delivery system **200**, such as cable television distribution systems, broadcast television distribution systems, video distributed over telephone systems, direct satellite broadcast distribution systems, and

other wire and wireless video distribution systems. Nearly any distribution system which can deliver a telecommunications signal, including a video signal, will work with the electronic book delivery system 200. It is also possible to distribute the electronic book without using a telecommunications signal as described in the embodiments presented in Section VII below.

[0075] The home system 258 performs five functions: (1) connecting with a video distribution system; (2) selecting data; (3) storing data; (4) displaying data; and (5) handling transactions. An important optional function of the home system 258 is communicating using, in one embodiment, a telephone communication system 274. The home system 258 may be made up of four parts: a video connector 212 or similar type of connector for connecting with the distribution system 208, a library 262 for storing and processing, a viewer 266 for viewing menus and text and a telephone connector 270 for connecting with a telephone communications system 274. Additional embodiments are presented in Section VII that address alternative communication mechanisms.

[0076] The billing and collection system 278 may be collocated with the operations center 250 or located remote from the operations center 250. The billing and collection system 278 may be in communication with the home system 258 using telephone-type communication systems (for example 274). Any of a number of communication systems as presented in Section VII, such as a cellular system or the Internet, will operate with the billing and collection system 278. The billing and collection system 278 records the electronic books or portions of text that are selected or ordered by the subscriber. The collection system will charge a subscriber's credit account or bill the subscriber. In addition, the billing and collection system 278 may monitor that amount due to publishers or other outside sources 282 who have provided textual data or other services such as air time to enable the text delivery system 200 to operate.

[0077] Also shown in FIG. 2 is an intranet 279'. The intranet 279' may be used as a part of a private distribution network for distributing and circulating electronic books. For example, a university library may use the intranet 279' to circulate electronic books to university students and professors.

[0078] FIG. 3 is an expanded overview of a delivery plan 301 for the electronic book delivery system 200. It is a comprehensive delivery plan 301 to support various types of users and various billing systems. FIG. 3 shows that publishers 282 may provide text transfer 302 to the operations center 250' and receive payments 306 from the billing and collection system 278'. A separate channel uplink site 254' is shown in this configuration receiving data 310 from the operations center 250'. The operations center 250' has three separate sections (318, 322, 326) one for text receiving, formatting and re-entry 318, a second for security encoding 322 and a third section for catalog and messaging center functions 326.

[0079] The collection and billing system 278' shown has two sections (330, 334) one for transaction management, authorizations and publisher payments 330, and the other for customer service 334. The customer service section 334 provides for data entry and access to customer account information. Transaction accounting information 338 is supplied to credit card companies 342 by the transaction management section 330 of the billing and collection system 278'. The credit card companies 342 provide billing 346 to customers either electronically or by mail.

[0080] Methods for communicating between the subscriber base 348 and the billing and collection system 278' include: by telephone switching 350 alone, cellular switching 354 and telephone switching 350 combined, and by use of the cable system 358 and the telephone switching 350. The system shown supports both one-way 362 and two-way cable communication 366 with subscribers. Additional communication methods are presented in Section VII. Public libraries and schools 370 as well as bookstores 374 may use the delivery system 301.

[0081] Public libraries and schools 370 could have a modified system to allow the viewer to be checked-out or borrowed while bookstores 374 would rent or sell the viewer and sell electronic book data. The bookstores 374 as well as the public libraries and schools 370 may be serviced by cable 378. Optional direct broadcast systems (DBS) 382 can also be used with the system 200 as detailed in Section VII.

I. The Operations Center

[0082] FIG. 4 is a schematic of the operations center 250, which includes the uplink 254. The operations center 250 may gather text or books by receiving, formatting, storing, and encoding. A data stream 302 containing text may be received at the operations center 250 by a data receiver 402. The data receiver 402 is under the control of a processor 404. After reception, the data stream is formatted using digital logic for formatting 406 which is also under the control of the processor 404. If any additional text is generated at the operations center 250 locally for insertion into the distributed signal, the text generation is handled through text generator hardware 410, which may include a data receiver and a keyboard (not shown). Following processing by the text generator 410, the additional text can be added to the text received by the combining hardware 414 that includes digital logic circuitry (not shown).

[0083] The processing at the operations center 250 is controlled by a processor 404, which uses an instruction memory 416. The processor 404 and instruction memory 416 may be supplied by a personal computer or mini-computer, for example. To perform the catalog and messaging functions, the operations center 250 uses a catalog and message memory 420 and the text generator 410 if necessary.

[0084] The data stream of text, catalog and messages may be encoded by security module encoding 424 prior to being sent to the uplink module 254. Various encoding techniques may be used by the security encoding module 424 such as the commercial derivative of NSA's encryption algorithm (Data Encryption System (DES)) and General Instrument's DigiCipher II. Following encoding, the encoded text may be stored in text memory 428 prior to being sent to the uplink 254. A first-in-first-out text memory arrangement may be used under the control of the processor 404. Various types of memory may be used for the text memory 428 including RAM. The operations center 250 may use file server technology for the text memory 428 to catalog and spool books for transmission as is described below. The operations center 250 may also store the electronic book as compressed data files.

[0085] In an embodiment, to transmit textual data, the distribution system 208 (see FIG. 2) may use high bandwidth transmission techniques such as those defined by the North American Broadcast Teletext Standard (NABTS) and the World System Teletext (WST) standard. Using the WST format (where each line of the Vertical Blanking Interval contains 266 data bits), a four hundred page book, for example,

may be transmitted during regular television programming using four lines of the Vertical Blanking Interval at a rate of approximately one book every 1.6 minutes (63,840 bits per second). Alternatively, books may be transmitted over a dedicated channel, which interrupts programming so that 246 lines of video can be used to transmit approximately 2,250 books every hour (3.9 Mbits per second). A teletext type format is the simplest but possibly the slowest text format to use with the electronic book delivery system **200**. In either event, an encoder **204** may be used at an uplink site **254** to insert textual data into the analog video signal. In many other respects, the delivery of the textual information may be completed using an existing cable television plant and equipment. Alternative transmit formats and delivery systems are presented in Section VII.

[0086] FIG. **5a** is a flowchart of steps involved in processing text from the publisher or provider **282** that may occur at the operations center **250**. As shown in block **500**, the publisher **282** processes data files of text for books, compresses, encrypts and sends the data files to the operations center **250** or uplink **254**. Text files for books may be sent one book at a time. As shown in block **504**, the uplink **254** or operations center **250** receives and processes the data stream from the publisher **282**. Generally, part of this processing includes encryption and error correction. Text files may be delivered for receipt by multiple home subsystems simultaneously, or to a specific individual home subsystem.

[0087] In FIG. **5a**, the electronic books are distributed to consumers using a video distribution system such as a cable television system. However, the electronic books may also be packaged as data packets and distributed over other telecommunications networks such as a digital wireless telephone network, for example.

[0088] In one embodiment, as shown in block **508**, files are broken into smaller packets of information. Header information is added to the packets. The bit stream is converted from a serial digital bit stream to an analog bit stream that is compatible with an NTSC video signal. Block **512** shows the switching of analog data into the video lines of a video signal. The analog data may be placed either in the VBI or the active video lines. In some instances, unused portions of bandwidth (such as 5-40 MHz, 70-75 MHz, 100-109 MHz or other guard bands) may be used instead of the video lines. Alternate transmission methods are presented in Section VII.

[0089] FIG. **5b** is an example of a hardware configuration to perform some of the functions for blocks **508** and **512**. A video feed **516** is received and processed through a sync stripper **520**. The stripped sync signal **532** is used by the digital logic control **524**. The digital logic control **524** receives the sync signal **532** and a serial digital bit stream **528** for processing. The digital logic control **524** passes the serial digital bit stream to the Digital to Analog converter **536** and outputs a control signal **540** for the video switch **544**. The video switch **544** integrates the video feed **516** and analog data stream **548** into a video feed with analog data signal inserted **552**.

[0090] As an alternative to cable, broadcast or other television delivery methods, the public telephone system may be used to transmit books to the subscribers. An average book would take about 7 minutes to transmit over the public telephone system. Using the telephone system, it is not necessary to combine video and text into a composite signal. In most other respects, the operations center would remain similar whether text delivery was by telephone or cable. File server

technology (such as that described in U.S. Pat. No. 5,262,875, entitled AUDIO/VIDEO FILE SERVER INCLUDING DECOMPRESSION/PLAYBACK MEANS, issued to Mincer, et al., and, U.S. Pat. No. 5,218,695, entitled FILE SERVER SYSTEM HAVING HIGH-SPEED WRITE EXECUTION, issued to Noveck, et al., incorporated herein by reference) may be used at the operation center with a telephone system text delivery method.

[0091] As another alternative to cable, television, and telephone system delivery, the public telephone system may be used to provide access to the Internet, where the Internet web site **279** may be accessed. Electronic books may be ordered, paid for, and delivered directly from the Internet web site **279** over the telephone system.

[0092] When a wireless telephone network is used to distribute electronic books, or otherwise communicate with the home system **258**, the home system may receive data using any one or more standard protocols including time division multiple access (TDMA), code division multiple access (CDMA), Global Systems for Mobile Communications (GSM) and Advanced Mobile Telephone System (AMPS) protocols.

[0093] In any delivery system using the telephone system, individual subscribers may increase the electronic book deliver rate by incorporating high speed modems or other communications devices such as an Integrated Services Digital Network (ISDN) connector, or by use of a Digital Subscriber Line (DSL). These alternative delivery methods are presented in Section VII.

II. The Home Subsystem

[0094] The hardware configuration for a four component home system **258** is shown in FIG. **6a**. FIG. **6b** shows a hardware configuration for a two component home subsystem. The home system **258** performs several functions, such as receiving data and video transmissions, stripping (or extracting) the data from the video signal, screening and storing the data, providing user friendly interface controls and software, displaying menus and text, processing transactions, initiating telephone calls and transmitting billing data. Various hardware configurations may be utilized to achieve the desired functions of the home system **258**. For example, as shown in FIG. **6b**, the home system **258** can be configured to utilize the reception and channel tuning capability of the current installed subscriber base of cable converter boxes and televisions **601** and networked computers. The home system **258** can also be designed as an advanced set top terminal converter box with menu generation capability, electronic memory and a telephone modem as described in section V below. Alternatively, the home system **258** can be configured to support alternate delivery and ordering methods as described in Section VII.

[0095] The electronic components, which make up the home system **258** can be arranged in a variety of ways. In the four unit subsystem of FIG. **6a** the viewer **266** and library **262** are wired together while the remaining components communicate through RF transceivers **604**. In a simple version of the home system **258** there are only two units, a library **262** and a viewer **266**. FIG. **6b** shows a two unit home system **258** with certain optional features.

[0096] The viewer **266** is generally equipped with a high resolution viewing area **602**, digital logic (including a key **605**, security **606**, and a microprocessor **621**), video graphics control and memory **607**, power supply circuitry **602** (not

shown), an optional battery 603 and an optional RF transceiver 604. In a two unit arrangement, the library 262 contains the connector function to the electronic book distribution system 208, connector function to a public telephone communications system, and memory 600 (which may be removable and portable 600'). More specifically, the library 262 would include data stripping functions 617, digital logic 609, memory storage 600, power circuitry 610, optional connections 611 (including cellular or PCN 611'), optional battery (not shown), optional tuner module 613 and an optional RF transceiver 604. The connector 212 and the public telephone system connection 270, as well as the removable portable memory unit 600 of the library 262 may be broken out into separate components. (FIG. 6b shows a removable portable hard disk memory 600' with removable cartridges 614.) Finally, the home system 258 may include an attached keyboard 267 or a wireless keyboard 268. Both the attached keyboard 267 and the wireless keyboard 268 may be used to communicate with the viewer 266 (not shown) or the library unit 262. The wireless keyboard 268 may communicate using radio frequency (RF) signaling, for example.

[0097] In an alternate arrangement, all functions of the home system 258 may be incorporated into a single unit. The functions of the library 262, for example, may be carried out by a card or chipset in the viewer 266. All the communications devices needed to couple the home system 258 to various telecommunications networks may also be incorporated into the viewer. All interfaces between the home system 258 and the subscriber may be included with the viewer 266. In this embodiment, the viewer 266 may include a communication device for receiving inputs from a separate keyboard. The viewer 266 may also include a built-in video camera 608" that may be used to transmit images of the subscriber. Using the transceiver 608, the camera 608" and the speaker/microphone 608', the subscriber may use the viewer 266 for video conferencing, for example.

[0098] Therefore, the home system 258 may have as many as five separate components, which communicate with each other. The two, three, four or five separate components which make up the home subsystem can communicate with each other in a variety of ways, including hardwired connection 615, RF transceiver 604 and other wireless methods.

[0099] RF communications may be used in the home, allowing separate components to be located throughout the home without restriction. The data communicated between the units may be secure data. In addition, the library 262 may provide power to the viewer 266 through the hard wire communication link 615.

[0100] To receive and strip data from a video signal at the consumer's home, a device such as a cable interface device or cable connector 212 is used. The cable connector device includes a tuner 613, while the cable interface device makes use of existing tuning equipment in the home. In either configuration, data is stripped from the video signal and stored at the subscribers location in the library 262. The phone connector 270, optional connector 611, and modular connector 701 initiate communications and transmit ordering and billing information to the operations center 250 or billing and collection system 278. A digital connector 619 is provided to communicate digital information with the set top 601. The library 262 is the intelligent component of the home subsystem, incorporating the hardware and software necessary to store the text data, generate menus and effect the purchase transactions. In addition to an RF transceiver 604, the home

library 262 also includes the necessary jacks and connections to allow the system to be connected to the viewer 266. As shown in FIG. 6b, the library 262 communicates the text data to the viewer 266 in a secure format, which requires a key 605 for decryption. The text may be decrypted page by page just before viewing.

[0101] a. The Video Connector

[0102] FIG. 7 shows the flow of the processes performed by the video connector 212. The video connector 212 receives the video signal 608, tunes to the channel containing the text data 612, strips the text data from the video signal 616, and communicates the text data stream to logic components in the library 620.

[0103] The connection to the video distribution system may be a cable connector to a cable television delivery system, as shown in FIG. 6b. The cable connector includes a data stripper circuit 617, which accepts video input from either a set top converter, TV or VCR 601, or an optional tuner block 613 that receives the CATV signal through the cable connector 212'. The data stripper circuit 617 strips data out of the video, and outputs a digital bit stream to the digital logic portion 609 of the library unit 262. The data is embedded in the video signal either in the vertical blanking interval or the active video portion in an encrypted and compressed format. The data stripper circuit 617 can be placed inside the set top converter box 601, TV, or in the library unit. The data stripper circuit 617 outputs the digital bit stream to be used by the library digital logic 609.

[0104] The video connector 212 may also contain a channel tuner module 613 that can tune to the video channel and provide access to the video that contains the data to be stripped. Using the optional tuner module 613, a set top converter, VCR, or TV tuner is not needed in the home subsystem. The optional tuner module 613 would instead receive the CATV signal directly through the cable connector 212. Additional connector options, which allow for the receipt of text files using alternative delivery methods, are presented in Section VII. This ubiquitous access is provided using the modular connector 700 as depicted in FIG. 6b.

[0105] b. Library

[0106] An embodiment of the library 262 for a two unit home subsystem is shown in both FIG. 6b and FIG. 8. The embodiment shown includes the following optional parts: the video connector 212, phone connector 270, RF transceiver 604, and battery pack 624 in addition to a removal portable memory 600', microprocessor 628, instruction memory unit 632, digital logic 636, and power unit 640.

[0107] The library 262 contains a digital logic section 609 (not shown in FIG. 8) which includes the microprocessor 628, the digital logic 636 and the instruction memory unit 632. The microprocessor 628 may be a secure microprocessor such as the Mot SC21 device sold by Motorola. The digital logic section 609 will receive the serial digital bit stream from the data stripper circuit 617 and process the data. Error correction will also be performed by the digital logic section 609 and the data will be checked for proper address. If the address of the data is correct and the library 262 is authorized to receive the data, the data will be transferred to the memory storage unit 600, 600'. Authorization to receive the data is provided by the cable headend or another distribution point. An authorization code may be sent in the serial digital bit stream. The digital logic section 609 will send appropriate text and graphical data to the memory storage unit 600, 600'. It transfers this data in

a compressed and encrypted format and the data remains stored in a compressed and encrypted format.

[0108] i. Memory Storage Unit

[0109] The memory storage unit of the library may be a removable portable memory unit **600'** (as shown in FIGS. **6a**, **6b** and **8**). A variety of options are available for memory storage: a hard disk drive, such as an 80 megabyte, a 200 megabyte, a hard disk with removable platters, and CDROM. Referring to FIG. **6b**, a hard disk drive unit **600'**, which contains removable platters, may also be used. This would provide virtually unlimited library storage capacity. Data will be stored in the memory storage unit in a compressed and encrypted format. As is also shown in FIG. **6b**, the data may also contain a key or unique ID number that matches the ID or key of the viewer **266**. This matching of a unique key or ID number prevents unauthorized transfer of text data from the memory storage unit to an unauthorized viewer. Small memory devices such as smart cards, electronic memory cards or PCM CIA cards (personal computer memory card industry association) may also be used to store the data.

[0110] ii. Power Circuitry

[0111] As shown in FIGS. **6b** and **8**, the library **262** will accept power from AC wall power **610**, DC power **640**, or optional battery power **624**. The power circuitry **610**, **640** may provide all the voltage necessary from either the battery **624** or AC unit for the various circuitry in the library. The power circuitry **610**, **640** may also provide power to the viewer through a single data cable when connected to the viewer. The power circuitry **610**, **640** will recharge the battery using AC power when in operation. With the optional battery unit **624** installed, the library **262** becomes a portable unit and can still provide power to the viewer **266**. In order to extend battery life, power conservation measures may be utilized, such as shutting down the memory system when not in use. When the viewer unit **266** is being utilized and the library circuitry is not being utilized, virtually all power may be shut down to the library **262**.

[0112] iii. Connection to the Public Telephone System

[0113] In an embodiment, the connection to the telephone system may be provided by a connector device **611**, which consists of a modem. Various available modems may be used to perform this function. As shown in FIG. **6b**, cellular phone or PCN phone connections **611'** may also be provided. When the home system **258** is first initialized, the modem may be used to transfer the name and credit card information of the consumer to the billing and collection system **278**. The telephone connection **270** may be utilized each time an electronic book is purchased by a consumer to complete and record the transaction. The telephone connection **270** may also be used to receive the text data from the operations center **250**, bypassing the video distribution system **208**. The phone connection **270** may be a separate unit as shown in FIG. **6b**. However, alternate means exist to connect the home system **258** to the billing and collection system **278** or the operation center **250**. The modular connector **701** (shown in FIGS. **6b** and **8**) provides access to each communication network to provide a path from the home system **258** to the billing and collection system **278** or the operations center **250**. These alternatives are presented in detail in Section VII.

[0114] iv. Library Processing

[0115] FIG. **9** shows for one embodiment, an example of processing performed by the digital logic section **609** of the library **262** on the data stream **651** received from the video connector **212** or stripper circuit **617**. In step **S650**, digital

logic section **609** checks the data stream **651** for error correction. If an error is detected, in step **S654** digital logic section **609** de-interleaves the data and in step **S658** runs a FEC (Forward Error Correcting) algorithm. In steps **S650**, **S654** and **S658**, the digital logic section **609** performs the error correction needed on the data stream. If no error correction is necessary the digital logic section **609** proceeds to step **S662** and checks data packets individually for packet address.

[0116] If the address is a unique address, the process moves to step **S666** and the digital logic section **609** checks whether the address of the packet matches the library box ID number. The library box ID number is a unique number associated with the library **262**. The library box ID is used to ensure security of the data. The process then moves to step **S670** and the digital logic section **609** determines whether an electronic file has already been opened into which the data packet can be saved. If no data file has been opened; the digital logic section **609** opens a new data file for that packet. If an electronic file has been opened, the process moves to step **S678** and the digital logic section **609** saves the packet in the electronic file on disk. The process moves to step **S682** and the digital logic section **609** checks to see if this is the last packet for a particular book for a particular textual data block being received. If it is the last packet of information, the process moves to step **S686** and the digital logic section **609** closes the electronic file and updates the directory of available electronic files. Following either step **S682** or **S686**, the process returns to receive another data packet from the data stream received from the data stripper block.

[0117] If the packet address is checked and the address is determined to be a broadcast address, the process moves to step **S690** and the digital logic section **609** determines the type of message that is being sent. The message may be an index of book titles, menu (and menu graphics) information, announcements, special offerings, discounts, promotions, and previews, for example. The process then moves to step **S694** and the digital logic section **609** stores the message in an appropriate electronic Message file. The process then returns to step **S650** to receive another data packet and perform another error check.

[0118] Using the process of FIG. **9**, the library **262** is able to receive, store and update directories related to the textual data and graphical data (that can be used to depict pictures in a given book or to generate menus). Variations of the processes are possible depending on the format of the data and operating system of the library **262**.

[0119] FIG. **10** shows an example of the processing of information requests from the viewer **266** at the library **262**. Information requests from the viewer **266** are received either through the cable connecting the viewer **266** to the library **262** or through wireless transmissions such as RF. It is possible in some embodiments for subscribers' requests to come from a set top converter box **602** (see Section V).

[0120] Information requests received from the viewer **266** generally fall into three categories: (1) directory data of books stored in the library **262**, (2) index of all available books on the system, and (3) requests for a specific book (step **S700**). In step **S704**, the digital logic section **609** answers a request from the viewer **266** for a directory of data showing the books stored at the viewer **266**. The directory of data is sent to the viewer **266** so that it may be displayed to the subscriber. In step **S708**, the digital logic section **609** handles requests from the viewer **266** for an index of all available books on the system. The library **262** will obtain an index of all the avail-

able books on the system and transmit that index, in step 5712, with menu information to the viewer 266. In step 5716, the digital logic section 609 replies to a request from the viewer 266 for a specific book. In step S720, the digital logic section 609 opens an electronic file for the specific book requested by the viewer 266 and transmits the record or transmits the information on a packet-by-packet basis to the viewer 266. This process of transmitting the specific book, record, or packets to the viewer 266 continues until the last record or packet has been sent in step S724.

[0121] In addition to the processes shown on FIG. 10 in handling a request for a specific book, the library 262 also orders and receives specific books from the operations center 250 using the process as described in step 5716. Following a request for a specific book which is not stored at the library 262, the library 262 will proceed to determine the next available time the book will be on the video distribution system 208 or an alternative delivery system and ensure reception and storage of that book (process not shown). In performing this process the library 262 will transmit to the viewer information on when it will obtain the text data for the book so that the subscriber may view the book. In addition to timing information, price and other ordering information may also be passed by the library 262 to the subscriber.

[0122] c. The Viewer

[0123] FIG. 11 is a block diagram of a viewer 266 showing its internal components. The viewer 266 of FIG. 11 is similar to the viewer 266 depicted in FIG. 6b. The viewer 266 is designed to physically resemble a bound book. The viewer 266 is made up of five primary components and seven optional components: (1) LCD display 602, (2) digital circuitry (not shown), (3) video graphics controller 607', (4) controls 740, (5) book memory 728, (6) optional power supply circuitry 736, (7) optional battery 603', (8) optional RF transceiver 604, and (9) optional cellular or mobile connector (such as 611') (10) optional keyboards 267 and 268, and (11) an optional speaker/microphone 608', (12) optional alternative communication interface devices.

[0124] (1) A high resolution LCD screen 602, of VGA quality, may be used by the viewer 266 to display text and graphic images. The screen may be the size of one page of an electronic book. A two page screen or two screens may also be used with the viewer 266.

[0125] (2) Digital circuitry that includes a secure microprocessor 621, instruction memory 732, and digital logic. Data is transferred to the viewer 266 in compressed and encrypted format. The secure microprocessor 621 compares the ID number of the viewer 266 with the incoming data stream and only stores the text data if the ID number of the viewer 266 matches that within the incoming data stream. The viewer 266 may be configured to not output text data or other data and that the data is decompressed and decrypted only at the moment of viewing and only for the current page being viewed. These measures provide additional security against unauthorized access to data.

[0126] (3) A video graphics controller 607' that is capable of assisting and displaying VGA quality text and graphic images is included in the viewer 266. The graphics controller 607' is controlled by the digital circuitry described above. Text may be displayed in multiple font sizes.

[0127] (4) The viewer 266 of FIG. 11 has touch panel controls 740. These unique and novel controls 740 allow the consumer to select stored electronic books and electronic books from catalogues, move a cursor, and turn pages in an

electronic book. Typically, the controls 740 include forward and reverse page buttons 742, 741, a ball 743 for cursor movement, one or more selection buttons 745, a current book button 747 and a bookmark button 749 (see FIG. 14a).

[0128] The controls 740 should be easy to use and conveniently located. Referring to FIG. 14a, the controls for the viewer 266 may be located below the screen 602 at the bottom portion of the viewer 266. The next page turn button 742 is the most used button 740 and is located towards the right edge of the page. The subscriber is likely to use right hand thumb movements to work the controls particularly the page turn buttons 741, 742. Therefore, the buttons may be arranged in such a manner that the buttons are easily controlled by a subscriber's right thumb. Generally, this can be accommodated either on the lower portion of the viewer 266 (as shown) or along the right hand margin of the viewer 266 (not shown). The current book button 747 and bookmark button 749 are usually the least used of the controls 740. Therefore, in the example shown, those buttons 747, 749 are located on the inside portion towards the binder of the viewer 266.

[0129] Locating the ball 743 or other cursor movement device (such as four pointer arrows not shown) in the bottom center of the viewer 266 is both easier for the subscriber to use and easier in manufacturing the viewer 266. The selection buttons for the cursor 745 may be located below the middle diameter of the cursor ball 743 on the right and left sides of the ball as shown. If pointer arrows are used for cursor movement, a selection button 745 may be located in the center of the four arrow buttons (not shown). Again, the most used controls 740 should be located where a subscriber's right hand thumb would normally rest.

[0130] (5) Book memory 728 for at least one electronic book or more of text is included in the viewer 266. The memory 728 stores text and any graphics, which represent pictures in a book. The memory 728 can also store menu graphics data. Two different memory 728 devices may be used in the viewer 266, one for the instructions for the microprocessor 621 in the digital circuitry and a second type of memory may be used for the book memory 728 (and graphics). Various memory devices available on the market may be used such as, ROM, RAM or a small hard disk. Since an electronic book requires approximately 0.6 megabytes of storage, a small hard disk providing approximately 60 MBytes of storage provides memory to store approximately 100 electronic books.

[0131] Text for electronic books may be displayed in various font sizes. To accommodate various fonts for display, a variety of fonts are stored in instruction 732 or book memory 728. Thus larger or smaller fonts may be recalled from memory 621, 728 to create displays desired by the subscriber.

[0132] (6) Power supply circuitry 736 in the viewer 266 will accept power from either an AC power source or from an optional battery 603', or the library 262. The power supply circuitry 736 provides the necessary voltages to accommodate the various systems within the viewer 266.

[0133] (7) An optional battery 603' is provided in one embodiment. The battery 603' is automatically recharged when AC power is available.

[0134] (8) An optional RF transceiver 604 which provided two-way data link between the viewer 266 and other components of the home subsystem can also be included in the viewer 266.

[0135] (9) Also, the viewer 266 may include a cellular transceiver (not shown) for mobile communications.

[0136] (10) The optional wired (attached) keyboard 267 and wireless (e.g., RF) keyboard 268 (see FIG. 6a) may be used with the viewer 266 to provide communications between the subscriber and the viewer 266.

[0137] (11) The optional speaker and microphone 608' allow the viewer 266 to provide audio signals to the subscriber, and allow the subscriber to provide an audio input. The speaker and microphone 608' may be used in conjunction with the cellular transceiver 608 or other telecommunications equipment to provide for reception and transmission of telephony and data.

[0138] (12) The optional alternative communication interface devices allow the viewer 266 to make use of a variety of communication paths.

[0139] The viewer 266 of FIG. 11 has parts available for providing connections to: a library 744, electronic card memory 748, CD ROM units 752, and a portable memory unit 756 (such as that shown in FIG. 6b as 600'). Various electronic memory cards such as PCMCIA can be used with the viewer 266 to supply and store electronic books.

[0140] Security, low power consumption and excellent display technology are desired features of the viewer 266 design. The viewer 266 should be lightweight and portable. The viewer 266 contains a software operating system that allows electronic books to be stored, read and erased and includes the capability to order electronic books and retain them in memory 728 for a predefined period of time determined by the system operator. The software can be configured to allow the electronic book to be read during a period of time (i.e., two weeks) and then automatically erased, read once and erased, or held in memory permanently. Each viewer 266 may have a unique key 605. All of the data storage may be encrypted with the key 605 for an individual viewer 266 to prevent more than one viewer 266 accessing the text file or electronic book file.

[0141] FIG. 12 is a flow diagram of some of the processes executed by the microprocessor 621 in the viewer 266. The viewer 266 may receive inputs from the subscriber through touch panel controls 740. In step S800, the subscriber's information requests are then processed by the microprocessor 621.

[0142] In step 5804, if the subscriber requests a menu of available electronic books, the microprocessor 621 will select an electronic book menu. In step 5808, the microprocessor 621 will open the electronic files that list the electronic books which are available (related to the category of topic of the menu) and display the menu with the names of the available electronic books.

[0143] If the subscriber selects a particular book to read, then in step S812, the microprocessor 621 will process the selection and determine the electronic file that contains the specific electronic book. In step S816, the microprocessor 621 will open the file for that specific electronic book and normally access the first page. (If a pointer has already been set in that book's electronic file, the process may default to that page.) In step S820, the microprocessor 621 will then determine which page needs to be displayed. That is, the microprocessor 621 will determine whether a next page, previous page or a bookmarked page needs to be displayed. If the pointer for the electronic file is not in the correct location then in step S828, the microprocessor 621 will move the pointer and obtain the previous page of data from the stored file. Otherwise, in step S824, the microprocessor 621 will normally obtain the next page of text from the stored electronic file. In step 5832, the microprocessor 621 will decrypt and

decompress the text data and send the data to the video display. The video display will generally have a video display memory associated with it. In step 5832, the microprocessor 621 will send the data directly to that video display memory. The circuitry for the display then completes the process of displaying the page of text.

[0144] If the subscriber, through the controls 740, requests (from step S800) that the power be turned off, then in step S836, the microprocessor 621 initiates power off. In step S840, the microprocessor 621 saves the pointer in memory to the page number in the book that the viewer 266 is currently reading. In step S844, the microprocessor 621 closes all the electronic files and signals the power circuitry to shut down the power to the various circuits in the viewer 266. With these examples of basic processes the viewer 266 is able to display book selections and display text from those electronic books.

[0145] d. Menu System

[0146] Referring generally to FIG. 13, the electronic book system 200 may have a menu system 851 for selecting features and books from the electronic book system 200. The operating software and memory required for the menu system 851 may be located at the viewer 266 (e.g., the instruction memory 732 and/or book memory 728). However, it can also be located at the library 262 (e.g., the instruction memory 632) or the library 262 and the viewer 266 can share the software and memory needed to operate the menu system 851. Since the menus are usually displayed on the viewer, and since the viewer 266 may be capable of operating in the absence of the library 262, the basic software and memory to create the menus is more conveniently located at the viewer 266.

[0147] The menu system 851 allows sequencing between menus and provides menu graphics for graphical displays such as on the LCD display 602 of the viewer 266. In an electronic book system that uses a set top converter these menus may also be displayed on a television screen. In an electronic book system that uses a computer, these menus may also be displayed on the computer monitor. In an embodiment, the menus provide just basic text information from which the subscriber makes choices. In other embodiments, the menus provide visual displays with graphics and icons to assist the subscriber and allow for subscriber interaction and real-time ordering of electronic books or other content available to the subscriber.

[0148] FIG. 13 depicts the menu system 851 with sequencing. The primary menus in the menu system 851 are an introductory menu 850, a main menu 854 and various submenus 858. In the embodiment shown, there are three levels of submenu 858. In certain instances one or two submenus 858 is sufficient to easily direct the subscriber to the selection or information requested. However, there are features in which three or more submenus 858 make the user interface more friendly for the subscriber. Each level of submenu 858 may consist of multiple possible menus for display. The particular menu displayed depends on the selection by the subscriber on the previous shown menu. An example of this tree sequence of one to many menus are the help submenus 887, 888. Depending upon the specific help requested, a different level two help menu is displayed to the subscriber.

[0149] An example of an introductory menu 850 is shown on FIG. 14a. Generally the introductory menu 850 introduces the viewer 266 to the system and provides initial guidance, announcements and instruction. The introductory menu 850 is followed by a main menu 854, an example of which is

shown in FIG. 14*b*. The main menu provides the viewer 266 with the basic selection or features available in the system. FIG. 14*b* is an example of a main menu 854 offering many additional features and submenus 858 to the subscriber. For example, FIG. 14*b* shows that the viewer 266 is able to choose by a point and click method, many options including: (1) free previews, (2) books you can order, (3) books in your library, (4) your current book, (5) help, (6) on-line services and (6) other system features. Following a selection on the main menu 854, a corresponding submenu 858 is shown.

[0150] FIG. 13 shows fourteen available primary or first level submenus. They are (1) account set up 862, (2) free previews 866, (3) book suggestion entries 855, (4) books in your library 872, (5) books you can order 878, (6) your current book 884, (7) help 887, (8) available features 890, (9) messages 893, (10) account information 896, (11) outgoing message submenu 898, (12) show links submenu 970, (13) create links submenu 980, and (14) show interactive files submenu 990. FIG. 14*c* is an example of a first level submenu for books in your library 872. This "Book In Your Library" example submenu 872 shows six available books by title and author and provides the subscriber with the ability to check a different shelf of books 874 or return to the main menu 854. FIGS. 14*d* and 14*e* show example submenus 858 for books that may be ordered using the "Books You Can Order" submenu 878.

[0151] FIG. 14*f* is an example of a confirmation menu which confirms a subscribers order. In this particular example, the subscriber is required to enter a PIN number to complete the subscriber's order. Any alpha-numeric or similar password may be used to ensure the subscriber is an authorized subscriber. In one embodiment, the subscriber confirms an order with a PIN or password and then receives a final confirmation screen. The final confirmation screen is primarily text and may state:

[0152] Your book order is now being processed using CABLE.

[0153] Your book will be delivered overnight and your VISA account will be charged \$2.95.

[0154] Your book will be available for reading at 6:00 AM EST tomorrow. Make sure that:

[0155] 1. your Library Unit and Cable Connection Unit are plugged in with aeriels up tonight; and

[0156] 2. you tune your cable converter to THE BOOK Channel. The TV set does not have to remain on.

or similar language.

[0157] Examples of the "Account Set Up Menu" 862 and further submenus 858 related to account set up (which provide instructions and account input 864) are shown in FIG. 14*g* and FIG. 14*h*. These submenus 858 allow initialization of an account at the operations center 250 and orders to be charged to credit cards. The submenus 858 include the ability to enter data related to your desired PIN number or password, credit cards, phone numbers, etc. In one embodiment, the account set up be performed using the telephone system. A confirmation menu verifies that the account has been properly set up with the desired PIN or password and credit card. However, additional set-up methods are presented in Section VII.

[0158] Free previews for books 866 are also provided by submenus (868, 870). Examples of the free preview menus are shown in FIG. 14*i* and FIG. 14*j*. FIG. 14*i* shows a menu depicting various books for which previews are available for viewing. Following a book selection, a screen submenu show-

ing an excerpt of the selected book cover's description is provided along with an excerpt from a critic's review of the selected book. In one embodiment, this preview screen for a particular book also allows the subscriber to select a submenu which provides information about the author. The book preview submenu may also include a still video picture or graphics portraying a book cover or a scene from the book. An example of such a still video picture or graphics is shown in FIG. 14*j* which depicts a preview screen 870 about the author. The author's preview screen 870 shows a picture of the author, provides a short biography, and may allow the subscriber to order the author's books. The price for ordering the authors various books may also be shown on the menu.

[0159] In addition to free previews, in other embodiments, the electronic book system 200 provides the subscriber with a book suggestion feature (see 855). This is accomplished using the menu system 851 and the processor with associated memory located at the viewer 266, library 262 or at the distribution point (1020 or 250). When necessary, information for the book suggestion feature is sent in the text data of the signal to the home system 258. With this feature, books or authors are suggested to a subscriber based upon historical data of the subscriber's previous orders, demographics or mood of the subscriber, other indicators, and/or by text word searches.

[0160] In one book suggestion embodiment, text word searches of preview information (such as book cover descriptions, critics reviews and biographies about the author) and/or text of books or other titles are performed by the library 262 using databases stored in the library memory 600. Personalized book or author suggestions are made to the subscriber by obtaining information from the subscriber indicative of general subscriber interests. Subscriber entries may be solicited from the subscriber using the book suggestion entry submenu 855. The system uses these subscriber entries either directly or indirectly to search for books or authors to suggest to the subscriber.

[0161] Generally, the electronic book suggestion methods may be categorized into two categories, either responsive methods (which respond to a series of subscriber menu entries), or intelligent methods (which analyze data to suggest a book). Using a responsive or intelligent method, the system 200 determines a list of suggested titles or authors and creates a second or third level submenu 856, 857 to suggest the titles for subscriber selection.

[0162] Responsive methods of suggesting titles include, for example, the use of mood questions, searching for authors, and keyword searching. Using the instruction memory 732 and menu generation hardware (e.g., 607) of the viewer 266, a series of mood questions can be presented on menus to determine a subscribers interest at a particular time. For this methodology, the operations center's 250 processor 404 and instruction memory 416 assign each title mood indicators (and sub-indicators) from a group such as light, serious, violent, short, long, dull, exciting, complex, easy-read, young theme, old theme, adventure, romance, drama, fiction, science-fiction, etc. These indicators are sent to the home system 258 with the text data and are stored in library memory 600. Based upon the subscriber entries, the processor associates a set of indicators with the subscriber's request and a set of books with matching indicators are located for suggesting to the subscriber.

[0163] Responsive searches for authors or keywords (a search word provided by the subscriber) are generally per-

formed by the library processor 628 and instruction memory 632 on data stored in the library memory 600. For example, a keyword given by the subscriber may be searched for a match in library memory 600 storing the book reviews, critics and previews databases. Thus, if a subscriber provided an entry of the word "submarine" on an appropriate submenu, the title "Hunt For Red October" may be located by the microprocessor 628 using instruction from a routine in instruction memory 632.

[0164] Intelligent methods of suggesting programs include analyzing personal profile data on the subscriber and/or historical data about the subscriber such as past books ordered by the subscriber (or buy data). This method may be performed at the distribution point or operations center 250 by the on-site processor 404 using subscriber databases stored in memory 428. The home system 258 receives the text data including program suggestion information from the distribution point or operations center 250 and generates the program suggestion submenus 855, 856, 857 using the same text data receiving 212 and viewer menu generation hardware (e.g., 607, 621) described above. Software routines and algorithms stored in instruction memories (e.g. 632, 732) are used to analyze historical data and book ordered data to determine a line of books to suggest to the subscriber.

[0165] The algorithms for this powerful feature of suggesting books or authors to subscribers is disclosed in great detail in U.S. Pat. No. 5,798,785, entitled TERMINAL FOR SUGGESTING PROGRAMS OFFERED ON A TELEVISION PROGRAM DELIVERY SYSTEM, filed Dec. 2, 1993, which is incorporated, herein by reference.

[0166] Referring to FIG. 13, submenus 858 are shown on the "Books In Your Library" submenu 872 and may be broken into shelf numbers with submenus for each shelf 874, 876. The submenus 858 for the "Books You Can Order" submenu 878 is similarly broken out into submenus by shelves 880, 882. These shelves may each be a category or genre of books. Books may be grouped into categories such as best sellers, novels, fiction, romance, etc. See FIG. 14d.

[0167] Referring to FIG. 13, the submenu 858 for "Your Current Book" 884 allows a subscriber to select a current book 884 and then determine what page to view. This selection is confirmed with a level two submenu 885. The help submenu 887 provides the subscriber with additional help screens 888. The submenus 858 for available features 890 may be broken out into a sequence of separate submenus for each feature 891, 892.

[0168] Referring to FIG. 13, messages can also be sent with the electronic book selection and delivery system 200. A level one message screen provides the subscriber with the ability to select from various messages the subscriber has pending 893. Each message is then shown on a separate submenu screen 894, 895. The message may contain text and graphics.

[0169] Referring to FIG. 13, account information is shown on a level one submenu 896 and then follow-on submenus 858 show the recent orders and your account balance 897. There is also a level one submenu for outgoing messages 898 which has a follow-on submenu used as an input screen 899.

[0170] In addition to the specific features and submenus described in FIG. 13 and FIG. 14a through FIG. 14j, many other variations and features are possible. When a book is finally selected for viewing the title page 886 will appear on the screen followed by a page of text.

III. The Billing And Collection System

[0171] In one embodiment, the billing and collection system 278 (shown in FIGS. 2 and 3) utilizes the latest technology in electronic transaction and telephone switching to track orders, authorize deliveries, bill consumers, and credit publishers automatically. The telephone calls initiated by the phone connector 270 are received by the billing and collection system 278 which responds immediately without human intervention by placing the order and charging the consumers credit card account. Data is compiled periodically and publishers 282 are credited for sales of their books or other text. The billing and collection system 278 may also connect with subscribers through two-way cable connections, cellular, or other communication means. These additional methods are detailed in Section VII.

[0172] The billing and collection system 278 communicates with the operations center to track changes in available books and to provide statistical data to the operations center 250.

IV. Public Library, School, and Bookstore System

[0173] The electronic book system can be modified to be used at public libraries, schools, bookstores, newsstands, or stand-alone kiosks. FIG. 15 shows one possible arrangement of components for the distribution location. The main unit is the file server 900. The file server 900 is a large electronic memory unit that can store thousands of books, newspapers, or periodicals. Various electronic storage means may be used in the file servers, such as hard disks, read-write CD ROMs and read-only CD ROMs.

[0174] The system comprises five components; the file server 900, a converter or video connector 904 or connector capable of interfacing to one of the alternative delivery systems presented in Section VII, a controller 908, a viewer 912, and a catalog printer 916. The software for controlling the system is primarily located in the controller 908. The converter or video connector 904 is similar to those described above. In this configuration the controller unit 908 monitors the data being transferred to the file server 900 by the converter 904. The controller 908 may be provided with a viewing screen and several control buttons. When it is necessary to have a larger screen to perform more sophisticated controlling of the system a viewer 266 may be connected to the controller 908 and the viewer screen and controls 740 may be used.

[0175] For security reasons, the controller 908 is only able to download books to public viewers 912 which are authorized to receive books from the particular file server 900. Also for security reasons it is not desirable that the public viewer 912 have access to more than one file server 900. In this way, security can be maintained over the text data for books. The public viewer 912 may be limited to receiving one or two books at a time from the controller 908. When the user of the public viewer 912 needs a new or additional book, the user returns the viewer 912 to the school or public library where the user receives a new book from the controller 908.

[0176] In order to track the books that are available on the file server 900, the titles of the available books may be printed on a catalog printer 916. The catalog printer 916 is connected to the library controller 908 and the titles of the books are downloaded to the catalog printer 916. For security reasons, the coded text for any of the electronic books may not be authorized for printing using the controller 908 and catalog

printer **916**. In order to maintain security over the data, none of the electronic book data may be allowed to be downloaded to the printer **916**. Once a complete printout of available book titles, magazines, or other textual material is complete, a hard copy of the catalog **920** can be maintained at the file server **900**.

[0177] The system shown may also be used at bookstores. The bookstores can rent the public viewer **912** to customers with the text for one or two books loaded onto the public viewer **912**. The public viewer **912** may be provided with an automatic timeout sequence. The timeout sequence would erase the textual data for the books after a certain period of time, for example, two weeks. It is expected that after a period of time (perhaps within two weeks) the renter would return the public viewer **912** to the bookstore and receive additional books for viewing. Using this arrangement, it is also possible for the bookstore to (permanently) sell a viewer **912** to a regular customer. The customer then returns to the bookstore from time to time to receive textual data for a book which the customer can then store permanently on the customer's own viewer **912**. Various other configurations are possible for bookstores, schools and public libraries using the file server **900** and public viewer **912** described.

V. Use of a Set Top Converter

[0178] Existing set top converter boxes such as those made by Scientific Atlanta or General Instruments are presently unequipped to handle the book selection system of the present invention. Although set top converters may be built which include the library functions, hardware modifications are necessary in order to use the book selection system with existing set top converter technology.

[0179] FIGS. **16a** and **16b** are examples of hardware modifications or upgrades. A port is used to attach hardware upgrades described below to a set top terminal. Two upgrades are possible to set top converters **601** to assist in receiving and selecting electronic books, a menu generation card upgrade (FIG. **16a**) and an information download unit (FIG. **16b**). Each of these upgrades may be connected to the set top terminal unit through an upgrade port. A four wire cable, ribbon cable, FireWire (WEE **1394B**) interface connector, USB connector, or the like may be used to connect the upgrade to the set top converter **601**.

[0180] A card addition **950**, to a set top converter **601** is depicted in FIG. **16a**. The card **950** shown provides the additional functionality needed to utilize the book selection system with existing set top converter **601** technology. The card **950** may be configured to slip inside the frame of a set top terminal and become part of the set top terminal, an advanced set top terminal. The primary functions the card **950** adds to the set top converter **601** are the interpreting of data signals, generating of menus, sequencing of menus, and, ultimately, the ability of the subscriber to select a book using either the television or a viewer **266**. The card **950** also provides a method for a remote location, such as the cable headend, to receive information on books ordered. The books ordered information and control commands may be passed from the cable headend to the card **950** using telephone lines or alternative ordering methods as presented in Section VII.

[0181] The primary components of the card **950** are a PC chip CPU **952**, a VGA graphic controller **954**, a video combiner **956**, logic circuitry **958**, NTSC encoder **960**, a receiver **962**, demodulator (not shown), and a connector **611'**, which consists of a dialer. The card **950** operates by receiving the

data text signal from the cable headend through the coaxial cable. The logic circuitry **958** of the card **950** receives data **964**, infrared commands **966**, and synchronization signals (not shown) from the set top converter **601**. Menu selections made by the viewer **266** on the remote control are received by the set top converter's **601** IR equipment and passed through to the card **950**. The card **950** interprets the IR signal and determines the book (or menu) the subscriber has selected. The card **950** modifies the IR command to send the information to the set top converter **601**. The modified IR command contains the channel information needed by the set top converter **601**. Using the phone line **968** and dialer **611'**, the card **950** is able to transmit electronic books ordered information to the cable headend. It is also possible to receive the electronic books over the telephone lines and other telecommunications networks, including wireless networks, and by-pass the video distribution system.

[0182] These commands are passed through the interface linking the set top terminal's microprocessor with the microprocessor of the hardware upgrades. In this way, subscriber inputs, entered through the set top terminal keypad or remote control, can be transferred to any of the hardware upgrades for processing and responses generated therein can then be sent back to the set top terminal for display. In one embodiment the IR commands **966** are transferred from set top terminal **601** to hardware upgrade.

[0183] Hardware upgrades may include a microprocessor, interactive software, processing circuitry, bubble memory, and a long-term memory device. In addition to these basic components, the hardware upgrade may make use of an additional telephone modem or CD-ROM device.

[0184] An information download hardware upgrade **1001** shown in FIG. **16b** allows the subscriber to download large volumes of information from the operations center **250** or cable headend using a set top terminal **610**. The hardware upgrade **1001** will enable subscribers to download data, such as electronic books and electronic magazines, to local storage. Primarily, the hardware upgrade **1001** is an additional local storage unit **1003** (e.g., hard disk, floppy, optical disk or magnetic cartridge and may include a microprocessor **1005**, instruction memory **1007**, and a random access memory **1009**, as shown in FIG. **16b**). A small portable viewer may also be provided with the upgrade **1001** to enable downloaded text to be read without the use of a television.

[0185] The downloadable information may be text or graphics supplied by the operations center **250** or cable headend. With the upgrade **1001**, electronic books may be downloaded and read anywhere with the viewer **266**. Using the upgrade **1001**, electronic books may be downloaded and stored in compressed form for later decompression. The electronic books may be decompressed only at the time of viewing. Important text that the public desires immediate access may be made available through this system. Text such as the President's speech, a new law, or a recent abortion decision rendered by the Supreme Court may be made immediately available.

[0186] In one embodiment, electronic book ordering information is stored at each set top terminal **610** until it is polled by the cable headend using a polling request message format. An example of a polling request message format consists of six fields, namely: (1) a leading flag at the beginning of the message, (2) an address field, (3) a subscriber region designation, (4) a set top terminal identifier that includes a polling command/response (or P/F) bit, (5) an information field, and

(6) a trailing flag at the end of the message. A similar response frame format for information communicated by the set top terminal to the cable headend in response to the polling request may be used.

[0187] FIG. 17 shows components of a set top terminal 610'. The components include a data receiver 617' and a data transmitter 1011. The data transmitter provides upstream data communications capability between the set top terminal 610' and the cable headend. Upstream data transmissions are accomplished using the polling system described and, using a data transmitter 1011. Both receiver 617' and transmitter 1011 may be built into the set top terminal 610' itself or added through an upgrade module. Regardless of the specific hardware configuration, the set top terminal's data transmission capabilities may be accomplished using the hardware shown in FIG. 17.

[0188] FIG. 17 shows RF signals, depicted as being received by a data receiver 617' and tuner 613 working in unison. Both of these devices are interfaced with the microprocessor 1013, which receives inputs 1015, from the subscriber, either through a set top terminal's keypad, a remote control unit or viewer 266. Generally, all cable signals intended for reception on the subscriber's TV are accessed by the tuner 613 and subsequently processed by the processing circuitry 1017. This processing circuitry 1017 typically includes additional components (not shown) for descrambling, demodulation, volume control and remodulation on a Channel 3 or 4 TV carrier.

[0189] Data targeted to individual set top terminals is received by the data receiver 617' according to each set top terminal's specific address or ID. In this way, each addressable set top terminal 610' only receives its own data. The data receiver 617' may receive set top terminal 610' specific data in the information field of the signal frame described or on a separate data carrier located at a convenient frequency in the incoming spectrum.

[0190] The received data includes information regarding electronic books and menus available for selection. The subscriber may enter a series of commands 1015 using a keypad or remote control in order to choose an electronic book or menu. Upon receipt of such commands, the set top terminal's microprocessor 1013 instructs the tuner to tune to the proper frequency of the channel carrying data and subsequently instructs the processing circuitry 1017 to begin descrambling of this data.

[0191] Upon selection of an electronic book, the microprocessor 1013 stores any selection information in local memory (not shown) for later data transmission back to the cable headend. The set top terminal's microprocessor 1013 coordinates all CATV signal reception and also interacts with various upstream data transmission components. Typically, the data transmitter 1011 operates in the return frequency band between 5 and 30 MHz. In an alternative embodiment, the frequency band of 10 to 15 MHz may be used. Regardless, however, of the frequency band used, the data transmitter 1011 sends information to the cable headend in the information field of the response frame described. Those skilled in the art will recognize that a number of variations and combinations of the above-described set top terminal hardware components may be used to accomplish upstream data transmissions.

VI. Books-On-Demand System

[0192] The electronic book system 200 described may also be configured in a book-on-demand style. FIG. 18a shows one example of a configuration for a book-on-demand system. A book on demand system requires more powerful two-way communications between the consumer's home, bookstore, school or public library and either the operations center 250 or a distribution site 1020 such as the cable headend. In one embodiment, this type of two-way communication can be provided by the hardware shown in FIG. 17 and described above. Additional methods related to alternative communication paths are presented in Section VII.

[0193] Referring to FIG. 18a, in a book-on-demand system, the subscriber selects the book to be downloaded from an available menu of books (see for example FIGS. 14d and 14e). The data for menus of available books is usually sent to the subscriber location by the distribution site 1020. After the subscriber's menu selection, information about the subscriber selection (or request) is then communicated to either a distribution point 1020 (such as a cable headend) or the operations center 250. Upon receipt of this request, the needed textual and graphical information for the book is spooled and sent to the subscriber. In this manner, electronic books are only sent when requested by the subscriber and are sent immediately upon demand for the electronic book (or text).

[0194] In order to support such a demand system, the text delivery and distribution must be conducted on a strong nodal architecture distribution system, such as, a video-on-demand cable or telephone television system, through use of individual telephone calls on the public telephone system or cellular phone system, through the use of the Internet, or a number of other data network options.

[0195] The book-on-demand system allows for a greater selection of electronic books to the subscriber and limits the amount of communicated book data that is unnecessary or unneeded. It also provides the electronic book to the subscriber in a much timelier fashion.

[0196] In addition to a stronger distribution system, a book-on-demand system requires a distribution point 1020 to have more sophisticated equipment to access and "spool out" the textual information. This can be accomplished using file server technology 1024 for storing the books and distribution technology such as ATM 1028 or telephone-type switching, not shown) to distribute the textual information. The file server 1024 and distribution technology that can be used in configuring such a book-on-demand system is described in U.S. Pat. No. 5,262,875 and U.S. Pat. No. 5,218,695, cited above.

[0197] FIG. 18a shows an embodiment for a book-on-demand system that utilizes file server technology. In addition to books, the embodiment of FIG. 18a will support distribution of nearly any digital data. Books or textual files are received from publishers 282 and other sources through local feeds 1032, ATM 1028, or by satellite dish 1036, for example. The data is then stored in memory 1040 at the file server 1024. In one embodiment, the distribution point 1020 is a cable headend that receives requests from subscribers and delivers text to subscribers over a two-way communication system (such as a video-on-demand system (VOD) 1044).

[0198] The library 262 can be connected to either a basic premium-type service cable system 1048, a near video-on-demand type cable system (or pay-per-view (PPV) 1052) or a video-on-demand cable system 1044. In connecting with

either of these three systems the library 262 may access the cable directly or may access the system through a set top terminal 601', 601", or 601m.

[0199] Using the two-way video-on-demand system 1044, a subscriber is able to request a specific book title and receive that text immediately following its request. To accomplish this, the distribution point 1020 transmits a list of available books through the cable delivery system to the library 262. The library 262 displays the list of available books on a menu or similar format. As described earlier, the library, 262 may use menus which list categories of available books to form its request from the distribution point 1020. After selecting a book the library 262 then sends a request signal on the two-way communication system 1044 back to the distribution point 1020. This request signal can be handled in two ways. The library 262 either initiates the request or the distribution point 1020 polls the various libraries on to the two-way system 1044. Upon receiving the request for the book title, the text associated with that book title is transmitted to the library 262 using the two-way cable system 1044.

[0200] FIG. 18b is an expanded view of an operations center 250 that supports a regional or national book-on-demand system. In fact, the operations center 250 shown supports distribution of nearly any digital data. The operations center 250 supports multiple feeds to receive digital information by tape 1060, 1060', ATM 1028, or satellite 1036. The information is processed through an input MUX 1064 and a small file server 1068 before reaching the master file server 1072. Digital data such as books received from publishers 282 is then stored on the master file server 1072. The digital data may be stored compressed in a standard format such as MPEG2.

[0201] A system controller 1076 provides control over the regional or national book-on-demand system. Books may be packaged into groups to provide feeds to various cable headends. In addition, scheduling and marketing research are conducted at the operations center 250. In order to handle the scheduling and market research, book buy data is received at the operations center 250 through a multiplexer 1082. Book buy information can be provided by the operation center 250 to the billing and collection system 278.

[0202] The operations center 250 is also equipped to insert messages or advertisements into the file server. These messages or advertisements will eventually be received by the subscribers.

[0203] The master file server 1072 uses an output multiplexer 1080 and ATM 1028 as well as satellite connections to distribute digital data. In one embodiment, cable headends receive text data on books from the master file server 1080 through the output multiplexer 1028 and an ATM system 1028. After receiving the digital book data, the cable headends store the books in a local file server 1024. FIG. 18a's distribution point 1020 is an example of a cable headend which may receive data from the operations center 250 of FIG. 18b through an ATM hookup 1088 or satellite hookup.

VII. Alternative Delivery and Ordering Methods

[0204] Electronic books and related data, including electronic book menu data, may be books are delivered after an order is received by the delivery system. The delivery system may supply the electronic books in real time or near-real time (i.e., near on-demand), or after a delay period that allows the delivery system to process, package and transmit the electronic book. Alternatively, the delivery system may broadcast one or more electronic books in a continuous fashion. In this

alternative, the subscriber indicates a desired electronic book from a list of the broadcast electronic books. The delivery system may include a billing system that debits a subscriber's account, or debits a credit card, for example, upon delivery of the electronic book. The delivery system, or a related authorization system, may provide a local authorization code that allows the subscriber to decrypt, store and view the desired electronic book.

[0205] a. Use of TV Program Broadcast Delivery System for Electronic Book Delivery

[0206] i. Delivery System Description

[0207] In addition to advances in television broadcast technology, government regulatory agencies have placed requirements on the broadcast television industry. In particular, the over-the-air broadcast television networks will soon transition to high definition television (HDTV)—a digital broadcast television standard. These broadcasters may elect to provide a single HDTV digital signal in their allotted bandwidth, with the remaining bandwidth used for standard definition television (SDTV) digital programming. Alternatively, broadcasters may elect to make use of their bandwidth for data-related services, such as the delivery of electronic books.

[0208] This embodiment relates to an electronic book delivery system using a digital television program delivery system. This embodiment may be used in at least two domains: delivery of electronic books embedded in the broadcast digital multiplex signal using terrestrial, over-the-air media; and delivery of electronic books embedded in the broadcast digital multimedia signal over an existing cable television system. Over-the-air delivery includes standard terrestrial television broadcasts. Cable delivery systems include coaxial cable systems, fiber optic delivery systems, and telephone delivery systems (including T1 and T3 lines, Integrated Services Digital Network (ISDN) lines and Asymmetric Digital Subscriber Lines (ADSL)). In addition, electronic books may be delivered within the broadcaster's signal by direct satellite broadcast, by wireless broadcasts, and by other wired means including local area networks.

[0209] FIG. 19 shows a broadcast television environment 1100 in which a broadcast program provider, such as a national broadcaster 1110, provides digital multiplex television programming with embedded electronic book data 1111 to a broadcast affiliate 1112. The programming with embedded electronic book data 1111 may be provided to the broadcast affiliate 1112 by any suitable means. For example, the national broadcaster 1110 may provide the programming with embedded electronic book data 1111 by satellite transmission using a satellite broadcast system 1120. The satellite broadcast system 1120 may include an uplink site 1121, a satellite 1122, and a downlink site 1123. The satellite broadcast system 1120 may transmit the programming with embedded electronic book data 1111 to the broadcast affiliate 1112 and directly to home systems 258', 258", and 258''' at remote locations such as subscribers' homes, for example.

[0210] The broadcast affiliate 1112 may provide digital multiplex television programming with embedded electronic book data 1115 to intermediate locations such as local cable system 1114. Alternately, the broadcast affiliates 1112 may provide the programming with embedded electronic book data 1115 directly to the subscriber's home systems 258', 258", and 258'''. The local cable system 1114 that receives the programming with embedded electronic book data 1115 may in turn provide the programming with embedded electronic book data 1115 to the home systems 258', 258", and 258''.

[0211] The home systems 258', 258", and 258''' may receive digital television signals from any device capable of receiving digital TV signals, including digital televisions, digital set top boxes and personal computers, or any combination of these devices, or home subsystems may have a built-in digital TV receiver. The home systems 258' 258", and 258''' may receive the programming with embedded electronic book data 1115 by cable, including coaxial cable and fiber optic cable, by telephone cable (including T1 and T3 lines, Integrated Services Digital Network (ISDN) lines and Asymmetric Digital Subscriber Lines (ADSL)). Alternately, the home systems 258', 258", and 258''' may receive the programming with embedded electronic book data 1111 directly from the national broadcaster 1110 using the satellite broadcast system 1120. For example, the home system 258''' receives direct broadcast satellite programming with embedded electronic book data using a backyard satellite antenna 1143.

[0212] Also coupled to the home systems 258', 258", and 258''' may be an Internet 1105. The Internet 1105 provides access to web sites such as the web site 279. The Internet 1105 may also connect to the billing and collection system 278, or operations center 250, which is responsible for formatting and delivering the electronic book data to the broadcast affiliate 1112 and the national broadcaster 1110 to be embedded into their respective program signals for delivery. The operations center 250 may use the Internet 1105 to post electronic book ordering menus, such as provided in the menu system 851 shown in FIG. 13. The billing and collection system 278 may use the Internet 1105 to receive orders and payment for the purchases of electronic books. The electronic book ordering menu 851 may be provided as part of the broadcast from the national broadcaster 1110, the broadcast affiliate 1112, or the local cable system 1114. Alternatively, the electronic book ordering menu 851 may be downloaded from an Internet web site or alternately viewed directly on the Internet web site. The use of the Internet 1105 for these purposes will be described later in more detail.

[0213] In FIG. 19, the national broadcaster 1110 may be a television program broadcaster. Alternately, the national broadcaster 1110 may be a radio program broadcaster, or a combined television and radio broadcaster. The national broadcaster 1110 may also broadcast any other type of data or communication, either separately or in combination. Likewise, the broadcast affiliate 1112 may broadcast television or audio or both and may also broadcast any other data or communication, either separately or in combination. The national broadcaster 1110 and the broadcast affiliate 1112 may broadcast analog signals and any type of digital signals including packet data. Digital data broadcast by the national broadcaster 1110 and the broadcast affiliate 1112 may include high definition television and standard definition television signals.

[0214] FIG. 20 is a flowchart of steps involved in processing text from the publisher or provider 282 that may occur at the operations center 250. As shown in step 5500, the publisher 282 processes data files of text for books, and compresses, encrypts and sends the data files to the operations center 250. Text files for books may be sent one book at a time. As shown in step S504, the operations center 250 receives and processes the data stream from the publisher 282. Part of this processing may include encryption and error correction and storage for future delivery purposes. Text files may be delivered for receipt by multiple home systems simultaneously, or to a specific individual home system.

[0215] In one embodiment, as shown in step S509, files are broken into smaller packets of information. Header information is added to the packets. The bit stream is converted from a serial digital bit stream to a digital stream that is compatible for insertion into the broadcaster's video/audio program multiplex signal. Step S513 shows the multiplexing of digital data into the appropriate data fields, within the video/audio program multiplex. The digital data may be treated as an ancillary MPEG2 service, being placed into the multiplex as private data, carried either in the adaptation header of the MPEG2 transport packets or in a separate transport stream altogether. Step S513 also shows the operations center 250 performing the necessary modification to the industry standard MPEG Program Map Table and Program Specific Information.

[0216] ii. In-Home Reception Options for a Broadcast Delivery System

[0217] FIGS. 21a-21g show reception options at the remote locations such as at a subscriber's home. In FIG. 21a, the home system 258 is coupled to a digital set top terminal 1220. The set top terminal 1220 receives the programming with embedded electronic book data 1115 from the broadcast affiliate 1112 or the local cable system 1114. Alternately, the national broadcaster 1110 may provide the programming with embedded electronic book data by use of the satellite broadcast system 1120. In this alternative, the set top terminal 1220 would be coupled to a local, or backyard, satellite dish antenna or similar device. In yet another alternative, the set top terminal 1220 receives programming from both the satellite broadcast system 1120, the local cable system 1114, and directly from the broadcast affiliate 1112 using terrestrial broadcast.

[0218] Also shown in FIG. 21a is a telephone 1178 that may be used to communicate with the billing and collection system 278, and a personal computer (PC) 1172 and a modem 1173 that may be used to communicate with the Internet 1105. The personal computer 1172 may be coupled to the set top terminal 1220 using signal path 1174. The signal path 1174 may include a cable connection such as a RS-232 cable, USB format interface, Firewire interface, and connectors or by wireless means, such as infrared signaling and radio frequency signaling, for example.

[0219] The set top terminal 1220 performs the necessary processing to send the programming with embedded electronic book data 1115 to the home system 258. The set top terminal 1220 may demultiplex the programming with embedded electronic book data 1115 and supply the demultiplexed signal to the home system 258. To do this, the set top terminal 1220 extracts the data related to the electronic book from the digital program multiplex signal.

[0220] The set top terminal 1220 may receive commands from a remote control 1900. The set top terminal 1220 may include communication devices 1221 that allow reception and transfer of data with external sources such as the Internet 1105. For example, the set top terminal 1220 may include a telephone modem, a cable modem, a wireless modem, a fiber optic connector, a LAN connector, or any combination of these devices. Using this connection to the Internet 1105, the set top terminal 1220 and PC 1172 may access the billing and collection system 278 or alternatively connect to the Internet 1105 to access the Internet web site 279 to view electronic book ordering menus 851 provided by the operations center 250.

[0221] The set top terminal 1220 has input and output ports for communication with other local and remote devices. Although the local cable system 1114 or terrestrial broadcast methods are the most prevalent transmission mediums for delivering programming with embedded electronic book data to the home, telephone lines (including T1 and T3 lines, Integrated Services Digital Network (ISDN) lines and Asymmetric Digital Subscriber Lines (ADSL)), cellular networks, fiber optics, local area networks, Personal Communication Networks, and analog and digital satellites and similar technology for transmitting to the home can be used interchangeably. The set top terminal 1220 may have output ports that provide communications from the set top terminal 1220 to the home system 258 and a television. Also, the set top terminal 1220 may contain a phone jack that can be used for maintenance, trouble shooting, reprogramming and additional customer features. The phone jack may also be used to connect the set top terminal 1220 with the Internet 1105 for the purpose of ordering electronic books. Alternately, the set top terminal may support other communication interfaces using the appropriate interface device connector. The electronic book data embedded within the programming 1115 contains data, such as the electronic book ordering menu 851 information, to advise the subscriber which electronic books are available for purchase. Once the electronic book ordering menus 851 have been received by the home system 258, the home system 258 can generate the appropriate menus. Alternately, menu retrieval or viewing and electronic book selecting and ordering may be achieved using the Internet web site 279 on the Internet 1105, which is accessed using the provided modem interface.

[0222] FIG. 21 *b* shows an alternate arrangement of components for receiving the broadcast digital programming with embedded electronic book data 1115 and providing it to a home system 258. In FIG. 21 *b*, the digital television 1171 is coupled to the broadcast affiliate 1112 to receive the programming 1115. The digital television 1171 may also receive the programming with embedded electronic book data 1115 from the local cable system 1114 or from the satellite broadcast system 1120.

[0223] The digital television 1171 may include an optional smart card 1180 that performs the functions described above for the set top terminal 1220. For example, the smart card 1180 may include a cable modem, a telephone modem, a wireless modem, a fiber optic connector, or a LAN connector. Also shown in FIG. 21 *b* is the personal computer 1172 and the modem 1173, which function as before to connect to the Internet 1105. The functions of the digital television 1171 may be controlled by the remote control 1900, using either infrared signals or radio frequency signals, for example. Using this connection to the Internet 1105, the television 1171 and PC 1172 may access the billing and collection system 278 or alternatively connect to the Internet 1105 to access the web site 279 to view electronic book ordering menus 81 provided by the operation center 250.

[0224] FIG. 21 *c* shows another arrangement of components for receiving the broadcast digital programming with embedded electronic book data 1115. In FIG. 21 *c*, a digital television 1171' incorporating the smart card 1180 receives the programming with embedded electronic book data 1115 from the local cable system 1114 and performs all the functions of the library 262 described previously, including connecting to the viewer 266. The television 1171' could also receive the programming with embedded electronic book

data 1115 using other media including direct satellite broadcast, fiber optic connections, local area networks, such as an ethernet, the Plain Old Telephone Service (POTS), other telephone delivery systems (including T1 and T3 lines, Integrated Services Digital Network (ISDN) lines and Asymmetric Digital Subscriber Lines (ADSL)) and by over-the-air broadcast from the broadcast affiliate 1112. The television 1171', incorporating the smart card 1180, includes some or all of the functionality of the personal computer 1172 shown in FIG. 21 *b*, for example. The television 1171' connects to the Internet 1105 and is able to access the web site 279 to view electronic book ordering menus 851 provided by the operations center 250. The remote control 1900 may be used to control the television 1171' and library 262. The television 1171' may also, in its programming, include a soft key board 1174 that is displayed on the display of the television 1171'. The remote control 1900 can then be used to operate "soft keys" on the soft key board 1174. The television 1171' may also incorporate a separate key board 1174' that is used to control the television 1171' and the library 262 and to operate the television 1171' in its personal computer role. The key board 1174' may be connected to the television 1171' by a wired connection. Alternately, the key board 1174' may communicate with the television 1171' and library 262 by wireless means including infrared signaling, radio frequency signaling and by other optical means including a laser. The television 1171' and library 262 may connect to a telephone system using signal path 1154.

[0225] FIG. 21 *d* shows yet another arrangement of components for receiving the broadcast digital programming with embedded electronic book data 1115. In FIG. 21 *d*, a digital television 1171' incorporating a smart card that functions as a complete electronic book home system 258 receives the programming with embedded electronic book data 1115 from the local cable system 1114 and performs all the functions of the home system 258 described previously, and displays the electronic book data on the television display. The television 1171' could also receive the programming with embedded electronic book data 1115 using other media including direct satellite broadcast, fiber optic connections, local area network, such as an ethernet, the POTS, other telephone delivery systems (including T1 and T3 lines, Integrated Services Digital Network (ISDN) lines and Asymmetric Digital Subscriber Lines (ADSL)) and by over-the-air broadcast from the broadcast affiliate 1112. The television 1171', incorporating the home system 258 functionality, may include some or all of the functionality of the personal computer 1172 shown in FIG. 21 *b*, for example. The television 1171' connects to the Internet 1105 and is able to access the web site 279 to view electronic book ordering menus 851 provided by the operations center 250. The remote control 1900 may be used to control the television 1171' and home system 258. The television 1171' may also, in its programming, include a soft keyboard 1174 that is displayed on the display of the television 1171'. The remote control 1900 can then be used to operate "soft keys" on the soft keyboard 1174. The television 1171' may also incorporate a separate keyboard 1174' that is used to control the television 1171' and home system 258 and to operate the television 1171' in its personal computer role. The keyboard 1174' may be connected to the television 1171' by a wired connection. Alternately, the keyboard 1174' may communicate with the television 1171' and home system 258 by wireless means including infrared signaling, radio frequency signaling and by other optical means including a laser. The

television 1171' and home system 258 may connect to a telephone system using signal path 1154.

[0226] FIG. 21e shows another arrangement of components for receiving the broadcast digital programming with embedded electronic book data 1115. In FIG. 21e, a PC 1172 with digital TV receiver incorporating the smart card 1180 receives the programming with embedded electronic book data 1115 from the local cable system 1114 and performs all the functions of the library 262 described previously, including connecting to a viewer 266. The PC 1172 could also receive the programming with embedded electronic book data 1115 using other media including direct satellite broadcast, fiber optic connections, local area network, such as an ethernet, the POTS, other telephone delivery systems (including T1 and T3 lines, Integrated Services Digital Network (ISDN) lines and Asymmetric Digital Subscriber Lines (ADSL)) and by over-the-air broadcast from the broadcast affiliate 1112. The PC 1172 connects to the Internet 1105 and is able to access the web site 279 to view electronic book ordering menus 851 provided by the operations center 250.

[0227] FIG. 21f shows another arrangement of components for receiving the broadcast digital programming with embedded electronic book data 1115. In FIG. 21f, the PC 1172 with digital TV receiver incorporating a smart card that functions as a complete electronic book home system 258 receives the programming with embedded electronic book data 1115 from the local cable system 1114 and performs all the functions of the home system 258 described previously. The PC 1172 could also receive the programming with embedded electronic book data 1115 using other media including direct satellite broadcast, fiber optic connections, local area network, such as an ethernet, the POTS, other telephone delivery systems (including T1 and T3 lines, Integrated Services Digital Network (ISDN) lines and Asymmetric Digital Subscriber Lines (ADSL)) and by over-the-air broadcast from the broadcast affiliate 1112. The PC 1172 connects to the Internet 1105 and is able to access the web site 279 to view electronic book ordering menus 851 provided by the operations center 250.

[0228] FIG. 21g shows another arrangement of components for receiving the broadcast digital programming with embedded electronic book data 1115. In FIG. 21g, the home system 258 contains a digital TV receiver 1613 to receive the programming with embedded electronic book data 1115 from the local cable system 1114. The home system 258 connects to the Internet 1105 and is able to access the web site 279 to view electronic book ordering menus 851 provided by the operations center 250.

[0229] FIG. 22 presents the hardware configuration of a home system 258 to support delivery of electronic books using the TV program broadcast delivery system. The home system 258 in FIG. 22 includes a home system front end 259 and home system backend 259'. The home system front end 259 can vary based on the delivery system from which electronic book data is being received. The home system backend 259' and its associated components and functionality are consistent regardless of the delivery system used and are as described in Section II above. The home system front end 259 performs several functions, such as receiving digital data directly, or receiving TV program broadcast signals, and stripping (or extracting) the data from the signal. Various hardware configurations may be utilized to achieve the desired functions of the home system front end 259. For example, as shown in FIG. 22, the home system 258 can be configured to receive digital program multiplexes from the set

top terminal 1220, from the TV 1171, or from the computer 1172 using the connector 1617. Alternatively, the home system 258 can receive the RF channel in which the digital program multiplex signal is contained using the digital TV receiver 1613 and provide the signal to a digital program broadcast connector 1617 to extract the electronic book data from the signal. Finally, the home system 258 can receive a digital data stream, which has already been extracted from the digital program multiplex, using a connector 1619. Once the digital data that is related to the electronic book system has been extracted from the TV program broadcast signal, the digital data is provided to the digital logic 609 in the home system 258 for continued processing, as described in Section II.

[0230] To receive and strip the data from the digital TV program signal at the consumer's home, the connector 1617 is used. FIG. 23 is a flowchart of processes performed by the connector 1617. The connector 1617 receives the digital program multiplex signal in step S1607, removes the MPEG control information from the signal in step S1608, determines if the stream contains any electronic book data embedded within it in step S1612, extracts the electronic book data from the signal in step S1616, and communicates the extracted electronic book data stream to digital logic components 609 in step S1620.

[0231] iii. Electronic Book Ordering Process for TV Program Broadcast Delivery

[0232] As described in Section H above, a subscriber selects their desired electronic book from a menu system. This menu system and its contents are updated by the operations center 250 using information delivered to the home system 258 either periodically distributed over the TV program broadcast delivery system, or delivered to the home system 258 by the billing and collection system 278 upon ordering a new electronic book. Order requests for electronic books made from this menu are forwarded to the billing and collection system 278 for processing.

[0233] In the case where the delivery is done using a two-way cable system, the set top terminal 1220 can be used to convey order request information to the local cable system 1114. The local cable system 1114 will in turn be in communication with the billing and collection system 278 or the operations center 250 that handle requests from the set top terminal 1220 for electronic book ordering or billing purposes. Further, telephone lines with modems may be used to transfer information from the set top terminal 1220 to the billing and collection system 278 or the operations center 250. Alternately, the set top terminal 1220 may incorporate a cable modem, a wireless modem, LAN connectors, T1 and T3 connectors, Asymmetric Digital Subscriber Line (ADSL) Connectors, Integrated Digital Service Network (ISDN) connectors or other advanced communications interfaces for transmitting information to the cable system 1114 or over alternate communication paths directly to the billing and collection system 278 or the operations center 250. Alternatively, the home system 258 may contact the billing and collection system 278 directly over any of these communication paths.

[0234] FIGS. 24a-24c show alternate arrangements of an ordering process that can be used with the programming with embedded electronic book data 1111 or 1115. In the discussion that follows, the subscriber receives the programming with embedded electronic book data 1115 from the local cable system 1114. However, the order process may also be

used when the programming with embedded electronic book data 1115 is provided by the broadcast affiliate 1112 or the satellite broadcast system 1120, or from any other entity capable of providing digital broadcast programming with embedded electronic book data.

[0235] In FIGS. 24a-24c, electronic book order requests may be provided over a variety of telecommunications media including using a cable modem to the billing and collection system 278; over a proprietary two-way transmission system to the billing and collection system 278; over a fiber optic cable system to the billing and collection system 278; using a telephone modem to the billing and collection system 278, using existing telephone lines; using a cellular modem over wireless telecommunication systems; using T1 and T3 lines, Asymmetric Digital Subscriber Lines, Integrated Digital Services Network lines, and using a telephone and the POTS. Alternately, the electronic book order requests may also be provided over a LAN, such as an ethernet.

[0236] In FIG. 24a, the national broadcaster 1110 provides the programming with embedded electronic book data 1111 to the broadcast affiliate 1112. The broadcast affiliate 1112 sends the programming with embedded electronic book data 1115 to the local cable system 1114. The local cable system 1114 sends the programming with embedded electronic book data 1115 to the home system 258. To receive the requested electronic book from the programming with embedded electronic book data at the home system 258, the subscriber may initiate an order request. In the embodiment shown in FIG. 24a, the subscriber sends an order request 1190 to the billing and collection system 278, which then initiates the delivery of the requested electronic book data from the operations center 250 for inclusion in the programming.

[0237] Electronic books may also be received at the home system 258 without the subscriber providing the order request. Another subscriber may provide an electronic book for delivery to the home system 258 as a gift, for example. Electronic books also may be sent to the home system 258 on a trial, or approval basis. For example, a trial electronic book may be sent to a home system 258 on a trial basis and the trial electronic book could include a code that prevents viewing after a set, elapsed time from receipt at the home system 258. To retain viewing privileges for the trial electronic book, the subscriber could indicate a desire to purchase the trial electronic book. The operations center 250 would then return an authorization code that permits the subscriber to retain the trial electronic book on a permanent basis. Alternatively, the delivery system 200 could provide a portion of an electronic book, in an unencrypted format, such as the first chapter, and the subscriber would have to purchase the electronic book to receive the authorization code to decrypt the remainder of the electronic book.

[0238] FIG. 24b shows an alternate arrangement of the ordering process. The ordering process shown in FIG. 24b differs from that shown in FIG. 24a in that an order request 1190' is sent to the billing and collection system 278, which then initiates delivery of the electronic book data for insertion by the broadcast affiliate 1112.

[0239] FIG. 24c shows yet another arrangement of the ordering process. In FIG. 24c, an order request 1190" is sent to the billing and collection system 278, which then initiates delivery of the electronic book data for insertion by the national broadcaster 1110.

[0240] b. Operation of the Ordering System Using the Internet

[0241] In the one-way delivery environment typified by the TV program broadcast delivery environment, the use of the Internet can provide ubiquitous access to subscribers for ordering electronic books. The subscriber may log on to the Internet web site 279, using the PC 1172 of FIG. 21a, 21b, 21e, or 21f, or the television 1171' of FIG. 21c or 21d, or the home system 258 of FIG. 21g. The subscriber may then enter a subscriber identification. The Internet web site 279 may then present an individualized menu to the subscriber. The subscribers may view the individualized menu on the PC 1172, television 1171' or home system 258, for example. The individualized menu may be based on subscriber specific data, such as past electronic books ordered, for example.

[0242] When the electronic book ordering is performed on the Internet web site 279, the Internet web site 279 may also recognize the subscriber 285, based on the subscriber's automatic number identification (ANI), user name, user identification, and Internet address (i.e., REMOTE_HOST, REMOTE_ADDR, and HTTP_NAME), for example. The subscriber may also be identified by a unique subscriber identifier that is provided to the subscriber upon subscribing to a broadcast television service. Other means for identifying a subscriber include special features such as browser cookies. A browser cookie is a mechanism that allows a web site server to store limited amounts of information on a browser. The information is typically information sent to a subscriber's terminal using a Set-cookie HTTP response field header. The Set-cookie field contains the cookie content as a name/value pair, and can also contain information explaining when the cookie will no longer be valid (expires), the Internet domain for which the cookie is valid (domain), and the path portion of the URL within this domain for which the cookie is valid. Browsers that understand cookies will store the data on the set top terminal's hard disk, for example, and will return these data to the web site server from which the cookie originated within a cookie request header field. Cookies are useful for storing state information (when the subscriber last visited the web site, which resources the subscriber last used, for example) on the browser, in such a way that the information is not lost when the subscriber leaves the web site or shuts down the browser.

[0243] A web site, such as the web site 279, may use cookies to customize electronic book ordering for the subscriber. For example, the web site 279 may welcome a subscriber to the web site 279, based on the information in the cookie, and may navigate the subscriber to a menu, or individualized menu, based on previous orders provided by the subscriber. When the subscriber is identified, the web site 279 may create the individualized order menu, which the specific subscriber may download to the home system 258.

[0244] Once an order for an electronic book has been made, the billing and collection system 278 processes the order and initiates a request to the operations center 250 for the delivery of the requested electronic book for delivery over the TV program broadcast delivery system.

[0245] FIG. 25 is a flow chart of the major steps associated with ordering an electronic book using the Internet. The flow chart assumes the broadcast environment of FIG. 19.

[0246] The process begins with step S100. In step S110, the PC 1172 of FIG. 21a, 21b, 21e, or 21f, or the television 1171' of FIG. 21c or 21d, or the home system 258 accesses the web site 279. The web site 279 may be accessed by entering the

address of the web site 279 into a location window of a web browser, by activating a hypertext link provided on the home system 258 menu or within an actual electronic book being viewed in the viewer 266, or by activating a hypertext link received from a different web site. The process then moves to step S120.

[0247] In step S120, a data signal showing the web site 279 home page is transmitted to the set top terminal 220, and the web site 279 home page is displayed on the requesting device. The process then moves to step S130. In step S130, the web site 279 receives the order signal 1190 for an electronic book selected by a subscriber. The order signal 1190 includes an electronic book identifier and the address and identification of the requesting home system 258. The process then moves to step S140.

[0248] In step S140, the web site 279 transmits the authorization request 1196 to the billing and collection system 278. The process then moves to step S150. In step S150, the billing and collection system 278 determines if the home system 258 from which the order signal 1190 originated is authorized to receive the selected electronic book. The billing and collection system 278 may evaluate the past credit history of the requesting subscriber. The billing and collection system 278 may determine if the subscriber's account is delinquent. If the home system 258 is not authorized to receive the selected electronic book, the process moves to step S160. Otherwise, the process moves to step S170.

[0249] In step S160, the billing and collection system 278 sends a message to the requesting home system 258 stating that the selected program cannot be accessed, along with the reason for no access. The process then moves to step S190 and ends.

[0250] In step S170, the billing and collection system 278 sends an authorization signal 1191 to the operations center 250. The process then moves to step S180. In step S180, the operations center 250 retrieves and embeds the requested electronic book data within the programming. The process then moves to step S190 and ends.

[0251] The method of ordering electronic books using the Internet is not limited to the TV program broadcast delivery embodiment. This ordering method is general in nature and may be used for ordering electronic books to be delivered using any of the delivery methods presented herein.

[0252] c. Internet Delivery Methods

[0253] FIG. 26 is an alternate delivery plan 301' that provides for electronic book delivery using the Internet. In FIG. 26, the publishers 282 provide the electronic books to be posted at the Internet web site 279. The publishers may convert the text and graphical data to digital format, compress the digital data, and upload the compressed digital data to the Internet web site 279. Alternately, the publishers 282 may arrange for an outside conversion activity 283 to convert the text and graphical data to digital format. The conversion activity 283 may then provide the digital data to the Internet web site 279. For example, a large on-line bookstore could gather publications in electronic form from a variety of publishers, or could convert hard-copy books to electronic form, and post the electronic books on the Internet such as at the Internet web site 279.

[0254] The electronic books may then be transferred using a public switched telephone network (PSTN), for example, or other communications systems, direct to a subscriber 285, a

library 286 and a bookstore 287. The library 286 and the bookstore 287 may also provide electronic books to the subscriber 285.

[0255] When electronic books are provided by the Internet web site 279, the billing and collecting functions may be incorporated into the Internet web site 279. For example, a subscriber may pay for an electronic book selection by entering a credit card number into a data field of a page of the Internet web site 279. In this configuration, a separate billing and collection system may not be required. Alternatively, the Internet web site 279 may communicate information with the billing and collection system 278.

[0256] Electronic book delivery over the Internet may be handled using a number of methods. In a method, the electronic book may be downloaded to the requesting home system 258 immediately after the order has been processed. Alternatively, the electronic book may be e-mailed to an e-mail address that is entered as part of the ordering process.

[0257] In another embodiment, as part of the ordering transaction process, the subscriber is provided with location and authorization information that allows the subscriber to retrieve the ordered electronic book at the subscriber's convenience. For delivery of subscription electronic book products, like newspapers, magazines or other periodicals, the Internet web site 279 can deliver the latest version of the product to the subscriber automatically immediately upon logon by the subscriber to the Internet web site 279. Electronic book data may also be embedded into continuous multicast streaming video, audio, or data feeds.

[0258] d. Other Delivery Methods

[0259] A number of embodiments for the delivery of electronic books have been addressed above. This subsection calls out these specific delivery embodiments, as well as presents other delivery embodiments supported by this invention. Section I presented a description of the operations center 250 and the uplink 254 used to transmit the electronic book data over the video distribution system 208, using the use of an encoder 204. The embodiments presented below use a modular encoder 2541, which inserts the electronic book text into the delivered signal and modular transmission subsystem 2542, which transmits the actual signal. Together, the modular encoder 2541 and modular transmission subsystem 2542 support the transmission functionality for each unique delivery method embodiment. Section II presented a video connector 212 used to convert the electronic book data embedded in the video signal to a format usable by the home subsystem. The embodiments presented below use a modular connector 700 that receives the delivered signal with embedded electronic book data, extracts the electronic book data, and provides the electronic book data to the digital logic 609 for further processing. The modular connector 700 supports the receive functionality for each unique delivery method embodiment.

[0260] FIG. 27 presents embodiments associated with the delivery of electronic books over a coaxial or fiber cable system 2701 to a home system 1258. Electronic book data is encoded for delivery by the modular encoder 2541, which is identical to the encoder 174 in FIG. 1 b and formatted and transmitted by the modular transmission subsystem 2542, which is identical to the uplink 254 in FIG. 4. The signal is delivered over the cable system 2701. This signal may provide for the dedicated or non-dedicated delivery of electronic book data. This signal may also provide for ordering access from the home system 1258 to the billing and collection

system 278 or operations center 250, or the signal may be a means to provide access to the Internet or other public network through which electronic books are ordered and delivered. The cable system 2701 may be a coaxial cable network, totally fiber network, hybrid fiber coax network, fiber to the curb network, or any other cable distribution technology. The signal over the cable system may be generated by a cable modem, in which an external cable modem 2702 is used to receive the signal and provide the embedded electronic book data to the home system 1258 modular connector 700 for processing. Alternatively, the home system 1258 may contain an internal cable modem 2705 which receives the signal and provides the electronic book data to the modular connector 700 for processing. In each embodiment, the modular connector 700 provides the embedded electronic book data to the digital logic 609 for further processing.

[0261] In another embodiment, the signal delivered over the cable system is a video signal. In one embodiment, the video signal is an analog video signal. In another embodiment, the video signal is a digital video signal. The home system 1258 may contain an internal cable receiver/tuner/demodulator 2706 to process the signal, and provide the embedded electronic book data to the modular connector 700, which is identical in the embodiment as video connector 212 in FIG. 2. A set top terminal 2703, or other device capable of receiving a cable video signal, such as a cable ready TV, or PC with cable tuner (not shown), may process the video signal and deliver the video signal to the connector 700 in the home system 1258 which extracts the embedded electronic book data. Alternately, the set top terminal 2703, or other such device, may extract the embedded electronic book data from the video signal and provide the electronic book data to the modular connector 700 in the home system 1258.

[0262] In another embodiment, electronic book data may be embedded within the audio signal, requiring an appropriate audio-capable modular connector 700 in the home system 1258 to extract the electronic book data from the audio signal for processing by the digital logic 609. In one embodiment, the audio signal is an analog audio signal. In another embodiment, the audio signal is a digital audio signal.

[0263] In yet another embodiment, the signal is a spread spectrum signal containing a digital data stream, requiring an appropriate spread spectrum receiver and modular connector 700 in the home system 1258 to extract the electronic book data for processing by the digital logic 609. In this embodiment, the spread spectrum signal is transmitted in the same bandwidth as the video or audio signal, but below the noise level.

[0264] FIG. 28 presents embodiments associated with the delivery of electronic books over a wireless broadcast system 2801 to a home system 1260. Electronic book data is encoded for delivery by the modular encoder 2541 and formatted and transmitted by the modular transmission subsystem 2542. The signal is delivered over the wireless broadcast system 2801. This signal may provide for the dedicated or non-dedicated delivery of electronic book data. This signal may also provide for ordering access from the home system 1260 to the billing and collection system 278 or operations center 250, or the signal may be a means to provide access to the Internet or other public network through which electronic books are ordered and electronic book data is delivered. The wireless broadcast system may be a microwave multipoint delivery system (MMDS), local multipoint distribution system (LMDS), Instructional Television Fixed Service (IFFS)

system, or any other wireless data, video, or telephony broadcast system, including point-to-point and point-to-multipoint microwave broadcast systems like those provided by Teligent, Winstar digital wireless network, and ATT's wireless system. The signal over the wireless broadcast system may be generated by a wireless modem, in which an external wireless modem 2802 is used to receive the signal and provide the embedded electronic book data to the home system 1260 modular connector 700 for processing. Alternatively, the home system 1260 may contain an internal wireless modem 2805, which receives the signal and provides the electronic book data to the home system 1260 modular connector 700 for processing. In each embodiment, the modular connector 700 provides the embedded electronic book data to the digital logic 609 for further processing.

[0265] In another embodiment, the signal delivered over the wireless broadcast system is a video signal. In one embodiment, the video signal is an analog video signal. In another embodiment, the video signal is a digital video signal. The home subsystem 1260 may contain an internal wireless receiver/tuner/demodulator 2806 to process the signal, and provide the embedded electronic book data to the modular connector 700. A wireless set-top terminal 2803, or other device capable of receiving a wireless video signal, such as a TV, or PC with a wireless receiver and tuner, may process the video signal and deliver the video signal to the modular connector 700 in the home system 1260, which extracts the embedded electronic book data. Alternately, the set top terminal 2803, or other such device, may extract the embedded electronic book data from the video signal and provide the data to the modular connector 700 in the home system 1260.

[0266] In another embodiment, electronic book data may be embedded within the audio signal, requiring an appropriate audio-capable modular connector 700 in the home system 1260 to extract the electronic book data from the audio signal for processing by the digital logic 609. In one embodiment, the audio signal is an analog audio signal. In another embodiment, the audio signal is a digital audio signal.

[0267] In yet another embodiment, the signal is a spread spectrum signal containing a digital data stream, requiring an appropriate spread spectrum receiver modular connector 700 in the home system 1260 to extract the electronic book data for processing by the digital logic 609. In this embodiment, the spread spectrum signal is transmitted in the same bandwidth as the video or audio signal, but below the noise level.

[0268] FIG. 29 presents embodiments associated with the delivery of electronic books over a satellite broadcast system 2901 to a home system 1280. Electronic book data is encoded for delivery by the modular encoder 2541 and formatted and transmitted by the modular transmission subsystem 2542. The signal is delivered over the satellite broadcast system 2901. This signal may provide for the dedicated or non-dedicated delivery of electronic book data. This signal may also provide for ordering access from the home system 1280 to the billing and collection system 278 or operations center 250, or the signal may be a means to provide access to the Internet or other public network through which electronic books are ordered and electronic book data is delivered. The satellite broadcast system 2901 can be a direct broadcast system like DirecTV and EchoStar, a direct to home satellite broadcast system, video network distribution broadcast system, a point-to-point or point-to-multipoint data VSAT system, a digital audio broadcast system like WorldSpace, CD Radio, or XM, or a mobile data and telephony satellite broad-

cast system like Iridium, Teledesic, or Globalstar. Alternatively, the satellite broadcast system can consist of regionalized broadcast services or store and forward communication services hosted on high flying balloons or on airplanes that provide communication repeater services to a small geographic region. The signal over the satellite broadcast system may be generated by a satellite data modem, in which an external satellite data receiver **2902** is used to receive the signal and provide the embedded electronic book data to the home system **1280** modular connector **700** for processing. Alternatively, the home system **1280** may contain an internal satellite receiver **2905** which receives the signal and provides the electronic book data to the home system **1280** modular connector **700** for processing. In each embodiment, the modular connector **700** provides the embedded electronic book data to the digital logic **609** for further processing.

[0269] In another embodiment, the signal delivered over the satellite broadcast system is a video signal. In one embodiment, the video signal is an analog video signal. In another embodiment, the video signal is a digital video signal. The home system **1280** may contain an internal satellite video receiver **2906** to process the signal, and provide the embedded electronic book data to the modular connector **700**. A satellite receiver **2903**, or other device capable of receiving a satellite video signal, such as a TV, or PC with satellite receiver, may process the video signal and deliver the video signal to the modular connector **700** in the home system **1280**, which extracts the embedded electronic book data. Alternately, the satellite receiver **2903**, or other such device, may extract the embedded electronic book data from the video signal and provide the data to the modular connector in the home system **258**.

[0270] In another embodiment, electronic book data may be embedded within the audio signal, requiring an appropriate audio-capable modular connector **700** in the home system **1280** to extract the electronic book data from the audio signal for processing by the digital logic **609**. In one embodiment, the audio signal is an analog audio signal. In another embodiment, the audio signal is a digital audio signal.

[0271] In yet another embodiment, the signal is a spread spectrum signal containing a digital data stream, requiring an appropriate spread spectrum receiver modular connector **700** in the home system **1280** to extract the electronic book data for processing by the digital logic **609**. In this embodiment, the spread spectrum signal is transmitted in the same bandwidth as the video or audio signal, but below the noise level.

[0272] FIG. 30 presents embodiments associated with the delivery of electronic books over a wired data network **3001** to a home system **1290**. Electronic book data is encoded for delivery by the modular encoder **2541** and formatted and transmitted by the modular transmission subsystem **2542**. The signal is delivered over the wired data network **3001**. This signal may provide for the dedicated or non-dedicated delivery of electronic book data. This signal may also provide for ordering access from the home system **1290** to the billing and collection system **278** or operations center **250**, or the signal may be a means to provide access to the Internet or other public network through which electronic books are ordered and electronic book data is delivered. The wired data network **3001** can be metallic wire or fiber, supporting any of a number of communication standards including HDSL, ADSL, DSL, ISDN, T1, T3, SONET, ATM, X.25, frame relay, Switched MultiMegabit Data Service (SMDS), or others. The signal sent over the wired data network may be generated by a data

modem or transmission device, in which the appropriate modem, interface device, or Data Terminating Equipment (DTE) device is used to receive the signal and provide the embedded electronic book data to the home system **1290** modular connector **700** for processing. Embodiments of such receiving devices are shown in FIG. 30 as HDSL modem **3002**, ADSL modem **3003**, DSL modem **3003**, ISDN Terminal equipment (TE) device **3005**, T1 Digital service unit (DSU) **3006**, T3 DSU **3007**, Fiber user network interface device (UNI) **3008**, ATM UNI **3009**, X.25 DTE **3010**, Frame relay assembler/disassembler (FRAD) **3011**, and SMDS subscriber network interface device (SNI) **3012**. Alternatively, the home system **1290** may contain an internal modem or DTE **3013**, which receives one or more signal types and provides the received signal with embedded electronic book data to the home system **1290** modular connector **700** for processing. Finally, the home system **1290** may be attached to a wired LAN using a transceiver. In this embodiment, electronic book data may be delivered over the LAN at any time. One example of how this embodiment may be used is in a university environment where each student has an electronic book home subsystem attached to the LAN. Professors can then deliver textbooks and assignments to selective students. In each embodiment, the modular connector **700** provides the embedded electronic book data to the digital logic **609** for further processing.

[0273] FIG. 31 presents embodiments associated with the delivery of electronic books using the public switched telephone network (PSTN) **3101** to a home system **1310**. Electronic book data is encoded for delivery by the modular encoder **2541** and formatted and transmitted by the modular transmission subsystem **2542**. The signal is delivered over the PSTN **3101**. This signal may provide for ordering access from the home system **1310** to the billing and collection system **278** or operations center **250**, or the signal may be a means to provide access to the Internet or other public network through which electronic books are ordered and electronic book data is delivered. The signal sent over the PSTN may be generated by a data modem or transmission device, in which the appropriate modem **3102** is used to receive the signal and provide the embedded electronic book data to the home system **1310** modular connector **700** for processing. Alternatively, the home system **1310** may contain an internal modem **3103**, which receives the signal and provides the received signal with embedded electronic book data to the home system **1310** modular connector **700** for processing. In each embodiment, the modular connector **700** provides the embedded electronic book data to the digital logic **609** for further processing.

[0274] FIG. 32 presents embodiments associated with the delivery of electronic books using wireless personal communications system (PCS) **3201** to a home system **1310**. Electronic book data is encoded for delivery by the modular encoder **2541** and formatted and transmitted by the modular transmission subsystem **2542**. The signal is then delivered over the PCS network **3201**. The wireless PCS system may be, for example, a wireless LAN, digital cellular telephony network, analog cellular telephony network, digital cellular radio system, analog cellular radio system, digital pager network, analog pager network, or Personal Communication Network (PCN). This signal may provide for the dedicated or non-dedicated delivery of electronic book data. This signal may also provide for ordering access from the home system **1320** to the billing and collection system **278** or operations

center 250, or the signal may be a means to provide access to the Internet or other public network through which electronic books are ordered and electronic book data is delivered. A wireless PCS receiver 3202 is used to receive the signal and provide the embedded electronic book data to the home system 1320 modular connector 700 for processing. Alternatively, the home system 258 may contain an internal wireless PCS receiver 3203 which receives the signal and provides the received signal with embedded electronic book data to the home system 1320 modular connector 700 for processing. In each embodiment, the modular connector 700 provides the embedded electronic book data to the digital logic 609 for further processing.

[0275] Returning to FIG. 19, several embodiments are shown associated with the delivery of electronic books using a national or local television broadcaster's signal. The signal from the national broadcaster 1110 can be delivered to the home subsystem 258', 285", or 258''' using a satellite system 1122, using a broadcast affiliate 1112 terrestrially, or using a local cable system 1114. Alternatively, the local television broadcast affiliate 1112 can originate the signal which can be delivered to the home system 258', 258" or 258''' terrestrially, or using a local cable system 1114. In one embodiment, the video signal is an analog video signal and the electronic book data is embedded in the video signal. In another embodiment, the video signal is a digital video signal and the electronic book data is carried as an independent data stream. In another embodiment, electronic book data may be embedded within the audio signal. In one embodiment, the audio signal is an analog audio signal. In another embodiment, the audio signal is a digital audio signal.

[0276] In yet another embodiment, the signal is a spread spectrum signal containing a digital data stream, requiring an appropriate spread spectrum receiver modular connector, such as the connector 700 of FIG. 32, in the home system 258', 258" or 258''' to extract the electronic book data for processing by the digital logic 609. In this embodiment, the spread spectrum signal is transmitted in the same bandwidth as the video or audio signal, but below the noise level.

[0277] Alternatively, several embodiments are associated with the delivery of electronic books using a national or local radio broadcaster's signal. The signal from the national radio broadcaster can be delivered to the home system 258', 258" or 258''' using the satellite system 1122, or using a broadcast affiliate 1122. Alternatively, the radio broadcast affiliate 1122 can originate the signal, which can be delivered to the home system 258', 258" or 258''', terrestrially. In one embodiment, the audio signal is an analog audio signal and the electronic book data is embedded in the audio signal. In another embodiment, the audio signal is a digital audio signal and the electronic book data is carried as an independent data stream. In yet another embodiment, the electronic book data is embedded in a sub-carrier of the analog audio broadcast. In a final embodiment, the signal is a spread spectrum signal containing a digital data stream, requiring an appropriate spread spectrum receiver modular connector 700 in the home system 258', 258", or 258''' to extract the electronic book data for processing by the digital logic 609. In this embodiment, the spread spectrum signal is transmitted in the same bandwidth as the audio signal, but below the noise level.

[0278] In any of the delivery methods above, the delivery path may be used to establish connectivity to the Internet, allowing Internet delivery of electronic book data as presented early in this section.

[0279] In an alternative delivery embodiment, the electronic book system can be modified, as was presented in FIG. 15 and discussed above, to be used at public libraries, schools, bookstores, newspaper stands or stand-alone kiosks, for example. Public newsstands for electronic books and periodicals may be conveniently located, such at the corner store on a New York City street corner, at an airport, or even on an airplane. The main unit at the public library, school, bookstore, newsstand, or kiosk may be the file server 900 as shown in FIG. 15. The file server 900 is a large electronic memory unit that can store thousands of books, newspapers, or periodicals. Various electronic storage means may be used in the file servers, such as hard disks, read-write CD ROMs and read-only CD ROMs. The controller 908 in FIG. 15 is able to download books to public viewers 912. The bookstores or libraries can rent the public viewer 912 to customers with the text for one or two books loaded onto the public viewer 912. Alternatively, the customer may own the viewer. The customer returns to the file server 900 from time to time to receive textual data for a book, which the customer can read and delete or store permanently on the customer's own home system 258. Based on the specific information known about a customer, advertisements contained in the electronic books may be customized, creating a unique version of the downloaded newspaper, magazine, or book for each customer.

[0280] Electronic book data also may be delivered as content stored on physical devices like a floppy disk, magnetic tape, Smart Card device, Memory Stick device, or any other portable memory storage device and provided to a subscriber for transfer to the home system 258. Each electronic book memory storage device can contain a unique identifier, one or more electronic book files, and associated viewing authorization information. Viewing of any electronic book file from the memory device may be supported without restriction. Alternatively, some or all electronic book files on the memory device may be available for limited viewing or may require authorization from the billing and collection system 278 prior to being viewed. In this case, the home system 258 may contact the billing and collection system 278 for authorization prior to viewing.

[0281] When the electronic book is delivered on a portable storage medium, such as the Smart Card device or the Memory Stick device, the electronic book and its storage medium may be packaged in a manner that protects the storage device, and also provides a simulation of an actual book. FIG. 33 is an example of a storage device 2600 that stores an electronic book portable storage medium. A Smart Card 2601 is held in place in a recess 2602 in a back panel 2603 of the storage device 2600. A front panel 2604 is attached to the back panel 2603 by a hinge 2605 that is placed at a back spine 2606 of the storage device 2600. The front panel 2604 may be operated to close over the back panel 2603 to completely cover the storage medium 2601. The front panel 2604 may incorporate a clasp, or similar locking device, that engages a corresponding detent 2608 in the back panel 2603 so as to securely close the storage device 2600.

[0282] The front panel 2604 of the storage device 2600 may include a cover 2609 that replicates a front cover, or dust jacket of a hard copy book corresponding to the electronic book. Similarly, the back panel 2603 may include a display similar to that existing on a back cover, or dust jacket of the corresponding hard copy book. A cover such as the cover 2609 may be a piece of paper or similar material that is inserted into the front panel 2604, for example. Alternately,

the cover 2609 may be a permanently fixed replication of the front cover of the corresponding hard copy book. The resulting storage device 2600 may thus emulate the corresponding hard copy book, and may be stored on an actual bookshelf, or other storage area, in the same manner as the corresponding hard copy book.

[0283] Electronic book data may also be delivered from a machine or other device to the home system 258. FIG. 34 shows a system 2700 of machines 2701 that are coupled by a communications network 2702. The communications network 2702 may be any wired or wireless system previously described herein. The communications network 2702 may also be an electrical distribution system, such as a home wiring system that is rated at 110 and 220 volts, for example. The system 2700 may include an interface 2703 through which the viewer 266 communicates with the machines 2701. For example, the interface 2703 may be a plug-in device that may be inserted into a 110-volt wall socket. Such a device 2703 may include a wired or wireless interface to the viewer 266.

[0284] The machines 2701 may include a microprocessor 2710, a memory 2711, and a transceiver 2712, which may be incorporated in VLSI, for example. Included in the memory 2711 may be one or more electronic books that may be downloaded to the viewer 266, or otherwise viewed by the viewer 266 using the interface 2703. For example, a home appliance could include in its memory, an electronic technical manual related to the home appliance. To access the electronic technical manual, the viewer 266, through the interface 2703, may transmit a code or similar "handshake" to cause the microprocessor 2710 to transmit the electronic technical manual, using the transceiver 2712, to the viewer 266.

[0285] The electronic book system 200 may also incorporate a book preview mechanism. Such a preview mechanism may provide the look and feel of browsing through a selection of books or magazines in a bookstore. Thus, the subscriber may browse electronic books, electronic magazines, and electronic newspapers, for example, before purchasing the electronic books, newspapers or magazines. Electronic book previews were previously described with respect to FIGS. 14*i* and 14*j*. Such electronic book previews may be provided as an on-line service, an off-line service, or both.

[0286] The on-line electronic book preview mechanism may use an Internet web site, such as the web site 279, to display electronic book previews. To obtain an electronic book preview, the subscriber may communicate with, or access, the web site 279 using the viewer 266, or one of the other devices shown in FIGS. 21*a*-21*g* including the set top terminal 1220, the personal computer 1172 and the television 1171, for example. Once in communication with the Internet web site 279, the subscriber may select an electronic book preview to view from a list or menu, such as the menu 866 shown in FIG. 13, for example, of available electronic book previews. The selected electronic book preview may then be displayed on a web page of the Internet web site 279, and may be viewed on the viewer, 266, the television 1171 or the personal computer 1172, for example.

[0287] Other on-line sites may be used to display electronic book previews. In general, any addressable node, such as an e-mail address, for example, in a telecommunications network may be used as a display site for electronic book previews.

[0288] The electronic book previews may also be provided off-line, to be downloaded to the home system 258, for

example. The subscriber may access the Internet web site 279 and download an electronic file that includes the electronic book preview. The electronic book preview may be stored in the library or the viewer, for example. The subscriber may then view the electronic book preview using the viewer 266, the television 1171, or the personal computer 1172, for example.

[0289] When the electronic book previews are provided for downloading to the home system 258, the electronic book previews may be provided in encrypted format or in unencrypted format.

[0290] The delivery methods discussed above that allow for dedicated, full time delivery can be used to provide continuous distribution of electronic book data including requested electronic books from subscribers, electronic books to be broadcast to all subscribers, updated menu contents, and updated advertising. For the delivery methods discussed above that allow for non-dedicated or user established connectivity, the operations center 250 may manage the timing and delivery of content by delivering the electronic book only when requested, or periodically, to ensure delivery for those home systems that may not be able to receive the delivery. Finally, the delivery methods discussed above that are capable of two-way communication may be used to provide a return path to the operations center 250 or billing and collection system 278 for the purpose of ordering or requesting updated electronic book information.

[0291] Additionally, although the home system 258 is presented as an independent device that directly interfaces with the delivery system 200, the home system 258 may connect to the delivery system 200 through a set top terminal, TV, PC, radio, or any other device capable of receiving the signal provided by the delivery system 200. Additionally, the home system 258 may not be an independent apparatus, having some or all of its functionality supported within the set top terminal, TV, PC, radio, or any other device capable of receiving the signal provided by the delivery system.

[0292] e. Alternative Ordering Methods

[0293] Any of the delivery methods described in the section above are viable embodiments for providing access from the home system 258 to the billing and collection system 278 or operations center 250. In an embodiment, the modular connector 701, as shown in FIGS. 6*b* and 8, may be used to provide the specific protocol formatting and transmission processing to allow the home system 258 to use the communication path. In the embodiment where the PSTN is used to provide access, the modular connector 701 includes the phone connector 270 and the modem 611 as depicted in FIG. 6*b*. In the embodiment where the cellular phone system is used to provide access, the modular connector 701 includes the cellular phone or PCN phone 611' as depicted in FIG. 6*b*.

[0294] f. Mobile Environments

[0295] A feature provided by the delivery methods using—a wireless broadcast system 2801, satellite broadcast system 2901, wireless personal communication system 3201, or terrestrial television broadcast system, is mobility of the electronic book home system or viewer 266. This mobility allows for ordering and receiving electronic book data anytime or anywhere, from sitting on a beach in Florida to sitting on a bus in New York City. This mobility allows for the delivery of electronic book data subscription products such as daily newspapers, monthly magazines, or books from book-of-the-month clubs. These subscription products may be delivered automatically to the appropriate home system 258

or electronic book viewer 266. Enhanced end-to-end error correction techniques can be added to the transmission system to ensure higher probability of receipt for these mobile environments. Additionally, transmission methods may be implemented that resend packets of electronic book data, changing their delivered order on each resend, to improve likelihood of receipt. For lower bandwidth mobile environments, an electronic book file may be broken up into packets and the packets sent a limited number of times. If the electronic book file is not received completely, the electronic book viewer 266 may initiate a request to the operations center 250 to resend only that portion of the electronic book file yet to be received.

VIII. Electronic Commerce Features

[0296] Electronic commerce features permit users of electronic books to shop for products and services using an electronic book viewer. Users can view information about products and services, electronically purchase them, and electronically download digital products. The electronic commerce features also permit tracking of purchases by particular users and purchases of particular products for recommending, for example, other products and services to users. For certain products, such as music and video, a user may download a sample of the product before deciding whether to purchase it.

[0297] The processing for providing electronic commerce features is illustrated in flow charts described below. This processing may be implemented in software or firmware, including software modules, for execution by the viewer 266, the library 262, or a combination of them. Information on products or services may be locally stored for access by the viewer 266 or the library 262, or accessed and downloaded via a network such as the Internet using the delivery mechanisms described above.

[0298] FIG. 35 is a flow chart of a method 3500 for providing functions for electronic commerce in conjunction with display of an electronic book. A user selects an electronic book for viewing using, for example, a displayed menu (step 3502). The viewer 266 displays the electronic book (step 3504) and displays pages of the electronic book as selected by the user (step 3506). When viewing the electronic book, the user may enter functions relating to electronic commerce features using a cursor-control device or other input device (step 3508) and, in response, the viewer 266 executes the requested function (step 3510). The viewer 266 continues to display pages of the electronic book and execute selected electronic commerce functions until the user closes the electronic book, as determined by step 3512. If the user selects another electronic book for viewing, as determined by step 3514, the viewer 266 displays that electronic book (step 3504).

[0299] FIG. 36 is a schematic illustrating a viewer 266 with a screen 3520 having sections providing for electronic commerce. Screen 3520 includes a displayed page 3522 of an electronic book, which may include text, as shown, or other types of information such as graphics, pictures, or any type of multimedia information. Page 3522 also includes a task bar 3528 providing sections for various electronic commerce features, further explained below. The terms section refers to a definable portion of the screen, and the phrase task bar refers to a collection of sections for permitting selection of various commands. A user may select the various sections by using a cursor-control device to select or “click on” the section or by

entering a particular command using a keyboard or other input device. The act of selecting a section may involve, for example, positioning the cursor or a pointer over the section using the trackball 743 and depressing the selection button 745 to “click on” the section. Other cursor-control devices, including peripheral devices, may be used to select a section.

[0300] A menu section 3530 permits a user to access a menu or index of stored electronic books in order to choose one for viewing, and examples of such menus are provided in FIGS. 14a-14j. An information section 3532 permits a user to view information concerning a particular product or service. A purchase section 3534 permits a user to submit a request to purchase a particular product or service. A sample section 3536 permits a user to view a sample relating to a particular product. A catalog section 3538 permits a user to access an electronic catalog of products and services. A browser section 3560 permits a user to access a web browser for retrieving content from the World Wide Web. Page turn sections 3562 and 3564 permit a user to page backward and forward, respectively, in the displayed electronic book. Task bar 3528 can alternatively include various other sections for retrieving and manipulating displayed electronic books.

[0301] Page 3522 also illustrates how an electronic book may include an identification section 3524 for identifying a particular product or service. The identification may include a text string, icon, or other type of symbol. As shown in section 3526, it may also include a hypertext link. The identification of a product or service in identification section 3524 may itself be a hypertext link. The identified product or service may relate to information in the displayed electronic book. For example, when the user views a particular electronic book, the viewer 266 may display an identification of other electronic books by the same author. If the user views an electronic book on sports, the viewer 266 may display an identification of sports equipment for purchase. If the user views an electronic book concerning travel to a particular city, the viewer 266 may display an identification of entertainment events for which the user may purchase tickets. These are only a few examples of displaying products or services for electronic commerce, and many other possibilities exist.

[0302] FIG. 37 is a flow chart of a method 3570 for displaying product or service information concerning products or services selected by a user. A user first selects a product or service identified in identification section 3524 and then selects information section 3532. The viewer 266 receives the identified product or service (step 3572). The viewer 266 retrieves and displays information concerning the selected product or service (step 3574). The product or service information may be stored in a database, such as in library menu 600, and accessed locally or accessed via a network, such as the Internet, and downloaded using one or more of the delivery mechanisms described above. In addition, the viewer 266 may select and display an identification of related products (step 3576) for potential selection by the user. The viewer 266 may also optionally select and display an advertisement (step 3578), the selection of which may be based upon the product or service selected by the user or other information related to the user. The advertisements may be targeted to particular users as described in the co-pending application entitled “TARGETED ADVERTISEMENT USING TELEVISION DELIVERY SYSTEMS” and identified above. Upon viewing information about a product or service, the user may select the purchase section 3534 in order to purchase a particular product or service. The viewer 266 determines if the

user selects the purchase section 3534 (step 3580) and, if so, it executes a purchase routine (step 3582), explained below. The viewer 266 also records statistics (step 3584), as explained below, in order to record information concerning purchases and requests for information concerning particular products and services.

[0303] FIG. 38 is a schematic illustrating a screen 3590 for display of product or service information in method 3570. Upon selection of a product or service in conjunction with information section 3532, the viewer 266 displays an information section 3592 having information concerning the identified product or service. The information may include, for example, a textual description of the product or service, features of the product or service, a photograph or graphical representation of the product or service, or any type of multimedia information concerning the product or service. An information section 3594 may display information concerning related products or services that may be of interest to the user. The viewer 266 also optionally displays an advertisement in an advertisement section 3596, the advertisement potentially being selected based upon information related to the user and thus targeted to the user. The sections 3592 and 3596 optionally may be expanded to cover the entire screen of the viewer 266 upon selection of an expand feature by the user. The user may subsequently shrink the expanded section to its original size. In addition, the sections 3592, 3594 and 3596 may incorporate a feature that allows the user to turn the sections off so that none or some of the sections are not displayed. This feature may be available on a page-by-page basis or for an entire electronic book. The feature may be available in advance of viewing, or only after the sections have been displayed for a specified time.

[0304] FIGS. 39a and 39b are a flow chart of a method 3600 for permitting a user to purchase a product or service. Method 3600 is typically invoked upon a user's selection of the purchase section 3534. The viewer 266 receives an identification of a product or service (step 3602), which may occur through a user's selection of a product or service identified in section 3524 or in an electronic catalog as described below. The viewer 266 determines whether to automatically generate an order form for the purchase request (step 3604). The viewer 266 typically has stored information concerning the user, such as the user's name, address, and credit card number. Also, the viewer 266 receives identification of a product or service in step 3602.

[0305] Therefore, the viewer 266 can automatically compile the user information and identified product or service information into an electronic order form for submission by the user. If auto order form generation is invoked, the viewer 266 automatically generates the electronic order form (step 3610) and receives the user's submission of the electronic order form (step 3612). The user typically may alter or change the information in the auto generated form prior to submitting it. Otherwise, if auto form generation is not invoked, the viewer 266 presents an electronic order form for completion by the user (step 3606) and receives the user's submission of it (step 3608). An example of an electronic order form is described below. The determination of whether to use auto order form generation may be set by a manufacturer or distributor of the viewer; alternatively, a user may set that option using a set-up menu or other mechanism for setting operating parameters of the viewer 266.

[0306] Upon submission of the electronic order form, the viewer 266 may optionally encrypt the order form and gen-

erate a digital signature for it upon transmission of the form to a server for order processing (step 3614). If the digital signature is not valid, as determined by step 3614, the viewer 266 may return an error message to the user (step 3618). Various types of encryption are known in the art. Use of digital signatures is described in copending U.S. application Ser. No. 09/400,296, entitled ELECTRONIC BOOK SECURITY AND COPYRIGHT PROTECTION SYSTEM, the disclosure of which is hereby incorporated by reference. Digital signatures may include a computed digest of an encrypted message, and the digest is sent with the encrypted message. A recipient decrypts the digital signature and recomputes the digest from the received information. If the digests match, the message was received intact from the sender and is authenticated.

[0307] The viewer 266 may also receive submission of a digital coupon, if one is available (step 3620). A digital coupon may be displayed in a section on the viewer 266 and permit a user, upon selection for submission of it, to receive a discounted price for a selected product or service. Digital coupons may be time-limited such that they are displayed using time-based information and are thus only valid for a particular time period. Other parameters or criteria may also be used for determining when to display digital coupons and the content of them.

[0308] In certain situations the viewer 266 may permit a user to negotiate a price for a product or service. In this case, the viewer 266 determines if the price received in the electronic order form is an offered price (step 3622). If it is an offered price, the viewer 266 or server determines whether to accept the offered price based on particular criteria (step 3624). For example, the viewer 266 or server may determine if the offered price is within a range of acceptable prices and if the user is entitled to a particular price based upon repeat purchases. The viewer 266 or server may also determine if rebates or discounts are currently available for the identified product or service for which purchase is requested. If the price is accepted, as determined in step 3626, the viewer 266 displays an indication of the acceptance (step 3630); otherwise, if the price is not accepted, the viewer 266 displays an indication of the non-acceptance and permits the user to enter another offered price (step 3628).

[0309] The viewer 266, potentially in conjunction with a server, executes the purchase requested in the electronic order form (step 3632). Payment is attempted using the entered credit card or other payment-related information (step 3634). If payment is not approved, the viewer 266 may display an error message (step 3636). Upon approval of payment, the viewer 266 arranges for delivery of the product or service (step 3638). For a digital product, the user can receive the product electronically. A digital product is any product capable of being electronically stored in digital form; examples include electronic books, software applications, music, video, photographs, animations, multimedia information, and slide shows. The viewer 266 determines if the user purchased a digital product (step 3640) and, if so, whether the user requested electronic download of the product (step 3644). If requested, the product is electronically downloaded to the viewer 266 or library 262 (step 3646). Otherwise, other delivery is arranged and the viewer 266 provides an indication of the alternative delivery (step 3642). For example, the product may be mailed to the user. The viewer 266 also records statistics (step 3648), as explained below.

[0310] FIG. 40 is a schematic illustrating a screen 3650 having an electronic order form for permitting a user to submit a request to purchase a product or service as executed by method 3600. Page 3522 presents an electronic order form 3652 upon a user's selection of purchase section 3534. Electronic order form 3652 may be presented as an inset image within a displayed electronic book in page 3522, as an overlaid image in the displayed electronic book, or in place of the displayed electronic book.

[0311] As shown, the electronic order form 3652 includes sections for the user to enter information for use in submitting a purchase request. In particular the electronic order form 3652 includes a user information section 3654 for user to entered identifying information such as their name and address. A product/service identification section 3656 permits a user to enter an identification of a product or service to purchase. A payment information section 3658 permits a user to enter a credit number or other payment-related information. An offered price section 3659 permits a user to enter an offered price, if the user desires to negotiate a price for the product or service. A digital download section 3661 permits a user to request digital downloading for purchased digital products. A submit section 3660, upon selection by the user, permits the user to submit electronic order form 3652 and its contents for a purchase request. Screen 3650 also illustrates display of an optional digital coupon in a digital coupon section 3662 for use with purchase of a corresponding product or service. The digital coupon may also be displayed in screen 3520 when the user views a particular electronic book.

[0312] FIG. 41 is a flow chart of a method 3670 for recording statistics concerning requests to purchase or view information concerning products and services. The viewer 266 may record these statistics for use in recommending related products or services to a user or for selecting particular advertisements for display to the user. In method 3670, the viewer 266 or a corresponding server records an identification of a purchased product or service in a product/service data structure (step 3672) and also records an identification of the purchased product or service in a user data structure (step 3674). The viewer 266 optionally records other information in the product and user data structures such as a time and date of the purchase, amount of the purchase, quantity of the purchase, version of a purchased product, and whether the user entered a purchase request or product/service information request.

[0313] The product/service data structure can include a table or series of tables for each product or service, storing information concerning purchases or requests to view information concerning the product or service. The user data structure can include a table or series of tables for each user, storing information concerning purchases and requests to view product or service information by the user. The following provides an example of tables for storing statistics.

1	product/service 1 number of purchases number of information requests
P(1)	product/service 1; purchase 1 amount of purchase date and time of purchase quantity of purchase version of purchase ...

-continued

P(N)	product/service 1; purchase N amount of purchase date and time of purchase quantity of purchase version of purchase
1(1)	product/service 1; information request 1 time and date of request ...
1(N)	product/service N; information request N time and date of request

1	user 1 purchase request 1 purchase request N purchase request 1 ... information request N ...
N	user N purchase request 1 ... purchase request N Information request 1 ... Information request N

[0314] Therefore, tables may exist for each product or service and for each user to record and store the statistics. A purchase request for particular product by a particular user, for example, may be linked to the table storing information for that purchase request, thus providing a mechanism to cross-reference the statistics. Use of such linkages using foreign keys is known in the art with respect to relational database structures. Other data structures, such as an object-oriented database, may also be used.

[0315] FIG. 42 is a flow chart of a method 3680 for providing a user with a sample concerning a product or service. In method 3680, the viewer 266 receives an identification of a product (step 3682) and selection of sample section 3536 (step 3684). The viewer 266 or corresponding server determines if a sample is available for the identified product, which may be accomplished by accessing an index of samples cross-referenced with the corresponding products and services (step 3686). If no sample is available, the viewer 266 can display an error message (step 3688). If a sample is available, the viewer 266 retrieves the sample and delivers it to the user (step 3690). The samples may be stored in a database, such as in library memory 600, and accessed locally or accessed via a network, such as the Internet, and downloaded using one of the deliver mechanisms described above. The samples may include, for example, the following: a video clip (step 3692); an audio clip (step 3694); a portion of an electronic book such as the first chapter (step 3696); an image (step 3698); a slide show or portion of it (step 3700); an animation (step 3702); or other type of sample (step 3704).

[0316] FIG. 43 is a schematic illustrating a screen 3720 for displaying a sample concerning a product or service. Upon a user's selection of sample section 3536, the viewer 266 displays a product sample section 3722 and presents the requested sample in it. For an audio sample, the viewer 266 uses speakers to provide the audio clip and need not necessarily display product sample section 3722. The audio clip or other audio information may be provided using speaker/microphone 608°.

[0317] FIG. 44 is a flow chart of a method 3730 for providing a user with an electronic catalog identifying products or services. The electronic catalog permits the user to shop on-line for products or services. The electronic catalog may include a static version in which a user can view information about products and services, and an interactive version in which the user can order products or services on-line. In method 3730, the viewer 266 receives a request for an electronic catalog through a user's selection of catalog section 3538 (step 3732). The viewer 266 or corresponding server determines whether to provide a custom catalog (step 3734). If the viewer 266 or server does not provide a custom catalog, the viewer 266 may alternatively generate and display a default catalog (step 3736).

[0318] For the custom catalog, the viewer 266 may access the user data structure storing products or services for which the user has entered purchase or information requests (step 3738). The viewer 266 determines if the user data structure contains any identification of products or services previously purchased or for which information was requested (step 3740). If the user data structure contains no such identification, the viewer 266 generates and displays the default catalog (step 3736). A default catalog may be generated from a sample of products or services based, for example, upon empirical evidence to determine the most popular products and services. A manufacturer or distributor of the viewer may prestore that default catalog or make it available for downloading into the viewer via a network.

[0319] Otherwise, the viewer 266 retrieves the identification of the products and services (step 3742) and also retrieves identification of related products and services (step 3744). The viewer 266 may include tables or other data structures of related products or services linked to particular products or services. The viewer 266 retrieves information for the identified products or services (step 3746), and compiles the identification of the products or services and the information into an electronic catalog (step 3748), which is then displayed to the user (step 3750). Alternatively, the viewer 266 may generate a custom electronic catalog by querying the user to determine the user's preferences, for example, and retrieve products and services based upon those preferences. The electronic catalog may be displayed as an inset image within a displayed electronic book, as an overlaid image on the displayed electronic book, or in place of the displayed electronic book.

[0320] If the user requests product information through selection of information section 3532 (step 3752), the viewer 266 executes product information routine 3570 (step 3754). If the user requests a purchase of a product or service through selection of purchase section 3534 (step 3756), the viewer 266 executes purchase routine 3600 (step 3758). The viewer 266 continues to display the electronic catalog and execute purchase or information requests until the user closes the electronic catalog, as determined by step 3760.

[0321] FIG. 45 is a schematic illustrating display of an electronic catalog in a screen 3770. Upon generation of an electronic catalog, either custom or default, the viewer 266 in page 3522 displays an interactive electronic catalog in an electronic catalog section 3772, including identification of products or services in sections 3774, 3776, and 3778. Only identification of three products or services is shown for illustrative purposes; electronic catalog section 3772 may display more or fewer. The electronic catalog, as shown, may be

displayed within an electronic book, as an inset or overlaid image, or displayed in place of an electronic book in page 3522.

[0322] FIG. 46 is a flow chart of a method 3780 for permitting a user to access and use a web browser in the viewer 266. In method 3780, the viewer 266 receives a user's selection of browser section 3560 (step 1782). In response, the viewer 266 launches a web browser program (step 3784). Using the web browser, the viewer 266 displays web pages as selected by the user (step 3786) until the user closes the browser (step 3788). Web browsers are known in the art and include, for example, the Netscape Navigator program by Netscape Communications, Inc. and the Internet Explorer program by Microsoft, Inc. FIG. 47 is a schematic illustrating a web browser screen 3800 for displaying a web browser 3802 within a viewer 266. The web browser screen 3800 may be displayed as, an inset image within a displayed electronic book, as an overlaid image on the displayed electronic book, or in place of the displayed electronic book.

[0323] FIG. 48 is a flow chart of a method 3810 for retrieving and displaying web pages as selected by a user. The user may retrieve web pages either by using the browser program through selection of browser section 3560 or by directly selecting hypertext link 3526. In method 3810, the user selects hypertext link 3526 (step 3812). In response, the viewer 266 launches web browser 3802 (step 3814) and, using web browser 3802, retrieves a web page identified by the hypertext link (step 3816). The viewer 266 continues to display web pages as selected by the user (step 3818) until the user closes web browser 3802 (step 3820).

[0324] Upon completion of processing for various electronic commerce features, as described above, viewer 266 may return by default to display screen 3520. Alternatively, various other screens may be used for displaying other information potentially of interest to the user. The screens may display product and service information, and potentially other information, using a wide variety of types of content, including multimedia information, for enhancing a user's experience in interacting with the viewer and the ease with which the user may use the various electronic commerce features.

[0325] A variety of electronic commerce features have been described for obtaining information concerning products or services and purchase of them. Also, a variety of delivery mechanisms, systems and methods have been described for ordering and delivery of electronic books. One of ordinary skill in the art will recognize that the above description is that of exemplary embodiments of the invention and that various changes and modifications may be made thereto without departing from the scope of the invention as defined in the following claims and equivalents to them.

What is claimed is:

1. A method for providing electronic commerce using an electronic book viewer, comprising:
 - receiving an electronic book for display on the electronic book viewer;
 - providing an identification of a product or service associated with the electronic book on the electronic book viewer while the electronic book is displayed;
 - receiving a user's selection of the product or service;
 - receiving a request for a sample concerning a product or service;
 - retrieving the sample from a database, and
 - displaying the sample on the electronic book viewer.

2. The method of claim 1, further comprising accessing an index of samples cross-referenced with the corresponding products and services.

3. The method of claim 1, wherein the database is located in a library unit that is different and separate from the electronic book viewer.

4. The method of claim 1, wherein the database is accessed locally via a network.

5. The method of claim 1 wherein the sample includes a video clip, an audio clip, a portion of an electronic book, an image, a slide show, or an animation.

6. The method of claim 1, wherein the sample is played by a speaker when the sample is an audio clip.

7. An apparatus for providing electronic commerce using an electronic book viewer, comprising:

a display module for receiving an electronic book for display on the electronic book viewer, wherein the electronic book viewer is in a form of a book;

a presentation module for providing an identification of a product or service associated with the electronic book on the electronic book viewer while the electronic book is displayed;

a receive module for receiving a user's selection of the product or service; and

an execution module for performing a transaction to execute the purchase request, wherein the execution module further comprises:

a module for receiving a request for a sample concerning a product or service;

a module for retrieving the sample from a database, and a module for displaying the sample on the electronic book viewer.

8. The method of claim 7, further comprising accessing an index of samples cross-referenced with the corresponding products and services.

9. The method of claim 7, wherein the database is located in a library unit that is different and separate from the electronic book viewer.

10. The method of claim 7, wherein the database is accessed locally via a network.

11. The method of claim 7, wherein the sample is displayed in a product sample section within the displayed electronic book.

12. The method of claim 7, wherein the sample is played by a speaker when the sample is an audio clip.

13. A computer program product comprising a computer-readable medium having control logic stored therein for causing a computer to execute a method for providing electronic commerce using an electronic book viewer, the control logic comprising:

a first computer readable module for receiving an electronic book for display on the electronic book viewer;

a second computer readable module for providing an identification of a product or service associated with the electronic book on the electronic book viewer while the electronic book is displayed;

a third computer readable module for receiving a user's selection of the product or service through a task bar of the electronic book viewer;

a fourth computer readable module for receiving a request for a sample concerning a product or service;

a fifth computer readable module for retrieving the sample from a database, and a seventh computer readable module for displaying the sample on the electronic book viewer.

* * * * *