CERN-PH-EP/2013-050
2013/06/21

CMS-HIG-12-034

Search for a standard-model-like Higgs boson with a mass in the range 145 to 1000 GeV at the LHC

The CMS Collaboration*

Abstract

A search for a standard-model-like Higgs boson in the $H \rightarrow WW$ and $H \rightarrow ZZ$ decay channels is reported, for Higgs boson masses in the range $145 < m_H < 1000$ GeV. The search is based upon proton-proton collision data samples corresponding to an integrated luminosity of up to 5.1 fb^{-1} at $\sqrt{s} = 7$ TeV and up to 5.3 fb^{-1} at $\sqrt{s} = 8$ TeV, recorded by the CMS experiment at the LHC. The combined upper limits at 95% confidence level on products of the cross section and branching fractions exclude a standard-model-like Higgs boson in the range $145 < m_H < 710$ GeV, thus extending the mass region excluded by CMS from 127–600 GeV up to 710 GeV.

Published in the European Physical Journal C as doi:10.1140/epjc/s10052-013-2469-8.

1 Introduction

The standard model (SM) of electroweak interactions [1–3] relies on the existence of the Higgs boson, H , a scalar particle associated with the field responsible for spontaneous electroweak symmetry breaking [4–9]. The mass of the boson, m_H , is not predicted by the theory. Searches for the SM Higgs boson at LEP and the Tevatron excluded at 95% confidence level (CL) masses lower than 114.4 GeV [10] and the mass range 162–166 GeV [11], respectively. Previous direct searches at the Large Hadron Collider (LHC) [12] were based on data from proton-proton (pp) collisions corresponding to an integrated luminosity of up to 5 fb^{-1} , collected at a center-of-mass energy $\sqrt{s} = 7 \text{ TeV}$. Using the 7 TeV data set the Compact Muon Solenoid (CMS) experiment has excluded at 95% CL masses from 127 to 600 GeV [13]. In 2012, the LHC pp center-of-mass energy was increased to $\sqrt{s} = 8 \text{ TeV}$, and an additional integrated luminosity of more than 5 fb^{-1} was recorded by the end of June. Searches based on these data in the mass range 110–145 GeV led to the observation of a new boson with a mass of approximately 125 GeV [14–16]. Using this data set the ATLAS experiment excluded at 95% CL the mass ranges 111–122 and 131–559 GeV [14]. By the end of 2012 the amount of collected integrated luminosity at 8 TeV reached almost 20 fb^{-1} . We intend to report findings from the entire data set in a future publication. However, given the heightened interest following the recent discovery of the 125 GeV boson, and the fact that the analysis of the full data taken in 2011–2012 will take time, we present here a search for the SM-like Higgs boson up to 1 TeV with the same data set that was used in Refs. [15, 16].

The observation of a Higgs boson with a mass of 125 GeV is consistent with the theoretical constraint coming from the unitarization of diboson scattering at high energies [17–26]. However, there is still a possibility that the newly discovered particle has no connection to the electroweak symmetry breaking mechanism [27, 28]. In addition, several popular scenarios, such as general two-Higgs-doublet models (for a review see [29, 30]) or models in which the SM Higgs boson mixes with a heavy electroweak singlet [31], predict the existence of additional resonances at high mass, with couplings similar to the SM Higgs boson. In any such models, issues related to the width of the resonance and its interference with non-resonant WW and ZZ backgrounds must be understood. This paper reports a search for a SM-like Higgs boson at high mass, assuming the properties predicted by the SM. The $H \rightarrow WW$ and $H \rightarrow ZZ$ decay channels are used as benchmarks for cross section and production mechanism in the mass range $145 < m_H < 1000 \text{ GeV}$. This approach allows for a self-consistent and coherent presentation of the results at high mass.

For a Higgs boson decaying to two W bosons, the fully leptonic ($H \rightarrow WW \rightarrow \ell\nu\ell\nu$) and semileptonic ($H \rightarrow WW \rightarrow \ell\nu qq$) final states are considered in this analysis. For a Higgs boson decaying into two Z bosons, final states containing four leptons ($H \rightarrow ZZ \rightarrow 2\ell 2\ell'$), two leptons and two jets ($H \rightarrow ZZ \rightarrow 2\ell 2q$), and two leptons and two neutrinos ($H \rightarrow ZZ \rightarrow 2\ell 2\nu$), are considered, where $\ell = e$ or μ and $\ell' = e, \mu, \text{ or } \tau$. The analyses use pp collision data samples recorded by the CMS detector, corresponding to integrated luminosities of up to 5.1 fb^{-1} at $\sqrt{s} = 7 \text{ TeV}$ and up to 5.3 fb^{-1} at $\sqrt{s} = 8 \text{ TeV}$.

2 The CMS detector and simulations

A full description of the CMS apparatus is available elsewhere [32]. The CMS experiment uses a right-handed coordinate system, with the origin at the nominal interaction point, the x axis pointing to the center of the LHC ring, the y axis pointing up (perpendicular to the plane of the LHC ring), and the z axis along the counterclockwise-beam direction. The polar

angle θ is measured from the positive z axis, and the azimuthal angle ϕ is measured in the x - y plane. All angles in this paper are presented in radians. The pseudorapidity is defined as $\eta = -\ln[\tan(\theta/2)]$.

The central feature of the CMS apparatus is a superconducting solenoid of 6 m internal diameter, which provides a magnetic field of 3.8 T. Within the field volume are a silicon pixel and strip tracker, a lead tungstate crystal electromagnetic calorimeter (ECAL), and a brass/scintillator hadron calorimeter. A quartz-fiber Cherenkov calorimeter extends the coverage to $|\eta| < 5.0$. Muons are measured in gas-ionization detectors embedded in the steel flux return yoke. The first level of the CMS trigger system, composed of custom hardware processors, is designed to select the most interesting events in less than $3 \mu\text{s}$, using information from the calorimeters and muon detectors. The high level trigger processor farm decreases the event rate from 100 kHz delivered by the first level trigger to a few hundred hertz, before data storage.

Several Monte Carlo (MC) event generators are used to simulate the signal and background event samples. The $H \rightarrow WW$ and $H \rightarrow ZZ$ signals are simulated using the next-to-leading order (NLO) package POWHEG [33–35]. The Higgs boson signals from gluon fusion ($gg \rightarrow H$), and vector-boson fusion (VBF, $qq \rightarrow qqH$), are generated with POWHEG at NLO and a dedicated program [36] used for angular correlations. Samples of WH, ZH, and $t\bar{t}H$ events are generated using PYTHIA 6.424 [37].

At generator level, events are weighted according to the total cross section $\sigma(pp \rightarrow H)$, which contains contributions from gluon fusion computed to next-to-next-to-leading order (NNLO) and next-to-next-to-leading-log (NNLL) [38–49], and from weak-boson fusion computed at NNLO [41, 50–54].

The simulated $WW(ZZ)$ invariant mass m_{WW} (m_{ZZ}) lineshape is corrected to match the results presented in Ref. [55–57], where the complex-pole scheme for the Higgs boson propagator is used. In the gluon fusion production channel, the effects on the lineshape due to interference between Higgs boson signal and the $gg \rightarrow WW$ and $gg \rightarrow ZZ$ backgrounds are included [58, 59]. The theoretical uncertainties on the lineshape due to missing higher-order corrections in the interference between background and signal are included in the total uncertainties, in addition to uncertainties associated with electroweak corrections [56, 58]. Interference outside the Higgs boson mass peak has sizable effects on the normalization for those final states where the Higgs boson invariant mass cannot be fully reconstructed. A correction is applied, taking into account the corresponding theoretical uncertainties, in the $WW \rightarrow \ell\nu qq$ final state [58, 59]. In the $WW \rightarrow \ell\nu\ell\nu$ and $ZZ \rightarrow 2\ell 2\nu$ final states, the effect of interference on the normalization, as computed in [59, 60], is included with an associated uncertainty of 100%.

The background contribution from $q\bar{q} \rightarrow WW$ production is generated using the MADGRAPH package [61], and the subdominant $gg \rightarrow WW$ process is generated using GG2WW [62]. The $q\bar{q} \rightarrow ZZ$ production process is simulated at NLO with POWHEG, and the $gg \rightarrow ZZ$ process is simulated using GG2ZZ [63]. Other diboson processes (WZ , $Z\gamma^{(*)}$, $W\gamma^{(*)}$) and Z+jet are generated with PYTHIA 6.424 and MADGRAPH. The $t\bar{t}$ and tW events are generated at NLO with POWHEG. For all samples PYTHIA is used for parton showering, hadronization, and underlying event simulation. For leading-order (LO) generators, the default set of parton distribution functions (PDF) used to produce these samples is CTEQ6L [64], while CT10 [65] is used for NLO generators. The τ -lepton decays are simulated with TAUOLA [66]. The detector response is simulated using a detailed description of the CMS detector, based on the GEANT4 package [67], with event reconstruction performed identically to that for recorded data. The simulated samples include the effect of multiple pp interactions per bunch crossing (pileup). The PYTHIA parameters for the underlying events and pileup interactions are set to the Z2

(Z2*) tune for the 7 (8) TeV data sample as described in Ref. [68] with the pileup multiplicity distribution matching that seen in data.

3 Event reconstruction

A complete reconstruction of the individual particles emerging from each collision event is obtained via a particle-flow (PF) technique [69, 70]. This approach uses the information from all CMS sub-detectors to identify and reconstruct individual particles in the collision event, classifying them into mutually exclusive categories: charged hadrons, neutral hadrons, photons, electrons, and muons.

The electron reconstruction algorithm combines information from clusters of energy deposits in the ECAL with the trajectory in the inner tracker [71, 72]. Trajectories in the tracker volume are reconstructed using a dedicated model of electron energy loss, and fitted with a Gaussian sum filter. Electron identification relies on a multivariate (MVA) technique that combines observables sensitive to the amount of bremsstrahlung along the electron trajectory, the geometrical and momentum matching between the electron trajectory and the associated clusters, and shower-shape observables.

The muon reconstruction algorithm combines information from the silicon tracker and the muon spectrometer. Muons are selected from amongst the reconstructed muon-track candidates by applying requirements on the track components in the muon system and on matched energy deposits in the calorimeters [73].

The τ -leptons are identified in both the leptonic decay modes, with an electron or muon as measurable decay product, and in the hadronic mode (denoted τ_h). The PF particles are used to reconstruct τ_h using the “hadron-plus-strip” (HPS) algorithm [74].

Jets are reconstructed from PF candidates by using the anti- k_T clustering algorithm [75, 76] with a distance parameter of 0.5. Jet energy corrections are applied to account for the non-linear response of the calorimeters, and other instrumental effects. These corrections are based on in-situ calibration using dijet and γ/Z +jet data samples [77]. The median energy density due to pileup is evaluated in each event, and the corresponding energy is subtracted from each jet [78]. Jets are required to originate at the primary vertex, which is identified as the vertex with the highest summed p_T^2 of its associated tracks. Jets displaced from the primary vertex in the transverse direction can be tagged as b jets [79].

Charged leptons from W and Z boson decays are typically expected to be isolated from other activity in the event. The isolation of e or μ leptons is therefore ensured by applying requirements on the sum of the transverse energies of all reconstructed particles, charged or neutral, within a cone of $\Delta R = \sqrt{(\Delta\eta)^2 + (\Delta\phi)^2} < 0.4$ around the lepton direction, after subtracting the average pileup energy estimated using a “jet area” technique [80] on an event-by-event basis.

The magnitude of the transverse momentum (p_T) is calculated as $p_T = \sqrt{p_x^2 + p_y^2}$. The missing transverse energy vector \vec{E}_T^{miss} is defined as the negative vector sum of the transverse momenta of all reconstructed particles in the event, with $E_T^{\text{miss}} = |\vec{E}_T^{\text{miss}}|$.

At trigger level, depending on the decay channel, events are required to have a pair of electrons or muons, or an electron and a muon, one lepton with $p_T > 17$ GeV and the other with $p_T > 8$ GeV, or a single electron (muon) with $p_T > 27$ (24) GeV.

The efficiencies for trigger selection, reconstruction, identification, and isolation of e and μ are measured from recorded data, using a “tag-and-probe” [81] technique based on an inclusive

sample of Z-boson candidate events. These measurements are performed in several bins of p_T^ℓ and $|\eta^\ell|$. The overall trigger efficiency for events selected for this analysis ranges from 96% to 99%. The efficiency of the electron identification in the ECAL barrel (endcaps) varies from around 82% (73%) at $p_T^e \simeq 10$ GeV to 90% (89%) for $p_T^e \simeq 20$ GeV. It drops to about 85% in the transition region, $1.44 < |\eta^e| < 1.57$, between the ECAL barrel and endcaps. Muons with $p_T > 5$ GeV are reconstructed and identified with efficiencies greater than $\sim 98\%$ in the full $|\eta^\mu| < 2.4$ range. The efficiency of the τ_h identification is around 50% for $p_T^\tau > 20$ GeV [74].

4 Data analysis

The results presented in this paper are obtained by combining Higgs boson searches exploiting different production and decay modes. A summary of these searches is given in Table 1. All final states are exclusive, with no overlap between channels. The results of the searches in the mass range $m_H < 145$ GeV are presented in Ref. [15, 16]. The presence of a signal in any one of the channels, at a certain value of the Higgs boson mass, is expected to manifest itself as an excess extending around that value for a range corresponding to the Higgs boson width convoluted with the experimental mass resolution. The Higgs boson width varies from few percents of m_H at low masses through up to 50% at $m_H = 1$ TeV. The mass resolution for each decay mode is given in Table 1. It should be noted that the presence of the boson with $m_H = 125$ GeV effectively constitutes an additional background especially in the $WW \rightarrow \ell\nu\ell\nu$ channel up to approximately $m_H = 200$ GeV, because of the poor mass resolution of this analysis. To take this effect explicitly into account a simulated SM Higgs boson signal with $m_H = 125$ GeV is considered as background in this paper.

Table 1: Summary information on the analyses included in this paper. The column ‘‘H production’’ indicates the production mechanism targeted by an analysis; it does not imply 100% purity. The main contribution in the untagged and inclusive categories is always gluon fusion. The $(jj)_{\text{VBF}}$ refers to dijet pair consistent with the VBF topology, and $(jj)_{\text{W(Z)}}$ to a dijet pair with an invariant mass consistent with coming from a W (Z) dijet decay. For the $WW \rightarrow \ell\nu\ell\nu$ and $ZZ \rightarrow 2\ell 2\ell'$ channels the full possible mass range starts from 110 GeV, but in this paper both analyses are restricted to the masses above 145 GeV. The $ZZ \rightarrow 2\ell 2q$ analysis uses only 7 TeV data. The notation ‘‘ $((ee, \mu\mu), e\mu) + (0 \text{ or } 1 \text{ jets})$ ’’ indicates that the analysis is performed in two independent lepton categories ($ee, \mu\mu$) and ($e\mu$), each category further subdivided in two subcategories with zero or one jets, thus giving a total of four independent channels.

H decay mode	H production	Exclusive final states	No. of channels	m_H range [GeV]	m_H resolution
$WW \rightarrow \ell\nu\ell\nu$	0/1-jets	$((ee, \mu\mu), e\mu) + (0 \text{ or } 1 \text{ jets})$	4	145–600	20%
$WW \rightarrow \ell\nu\ell\nu$	VBF tag	$((ee, \mu\mu), e\mu) + (jj)_{\text{VBF}}$	2	145–600	20%
$WW \rightarrow \ell\nu q\bar{q}$	untagged	$(e\nu, \mu\nu) + ((jj)_{\text{W}} \text{ with } 0 \text{ or } 1 \text{ jets})$	4	180–600	5–15%
$ZZ \rightarrow 2\ell 2\ell'$	inclusive	$4e, 4\mu, 2e2\mu$	3	145–1000	1–2%
		$(ee, \mu\mu) + (\tau_h\bar{\tau}_h, \tau_e\bar{\tau}_h, \tau_\mu\bar{\tau}_h, \tau_e\tau_\mu)$	8	200–1000	10–15%
$ZZ \rightarrow 2\ell 2q$	inclusive	$(ee, \mu\mu) + ((jj)_{\text{Z}} \text{ with } 0, 1, 2 \text{ b-tags})$	6	200–600	3%
$ZZ \rightarrow 2\ell 2\nu$	untagged	$(ee, \mu\mu) + 0, 1, 2 \text{ non-VBF jets}$	6	200–1000	7%
$ZZ \rightarrow 2\ell 2\nu$	VBF tag	$(ee, \mu\mu) + (jj)_{\text{VBF}}$	2	200–1000	7%

The results of all analyses are finally combined following the prescription developed by the ATLAS and CMS Collaborations in the context of the LHC Higgs Combination Group [82], as described in Ref. [13], taking into account the systematic uncertainties and their correlations.

4.1 $H \rightarrow WW \rightarrow \ell\nu\ell\nu$

In this channel, the Higgs boson decays to two W bosons, both of which decay leptonically, resulting in a signature with two isolated, oppositely charged, high- p_T leptons (electrons or muons) and large E_T^{miss} due to the undetected neutrinos. The analysis is very similar to that reported in Ref. [15, 16], but additionally uses an improved Higgs boson mass lineshape model, and uses an MVA shape analysis [83] for data taken at $\sqrt{s} = 8$ TeV. Candidate events must contain two reconstructed leptons with opposite charge, with $p_T > 20$ GeV for the leading lepton, and $p_T > 10$ GeV for the second lepton. Only electrons (muons) with $|\eta| < 2.5$ (2.4) are considered in this channel.

Events are classified into three mutually exclusive categories, according to the number of reconstructed jets with $p_T > 30$ GeV and $|\eta| < 4.7$. The categories are characterized by different signal yields and signal-to-background ratios. In the following these are referred to as 0-jet, 1-jet, and 2-jet samples. Events with more than two jets are considered only if they are consistent with the VBF hypothesis and therefore must not have additional jets in the pseudorapidity region between the highest- p_T jets. Signal candidates are further divided into same-flavor leptons (e^+e^- , $\mu^+\mu^-$) and different-flavor leptons ($e^\pm\mu^\mp$) categories. The bulk of the signal arises through direct W decays to electrons or muons, with the small contribution from $W \rightarrow \tau\nu \rightarrow \ell + X$ decays implicitly included. The different-flavor lepton 0-jet and 1-jet categories are analysed with a multivariate technique, while all others make use of sequential selections.

In addition to high- p_T isolated leptons and minimal jet activity, E_T^{miss} is expected to be present in signal events, but generally not in background. For this channel, a $E_{T, \text{projected}}^{\text{miss}}$ variable is employed. The $E_{T, \text{projected}}^{\text{miss}}$ is defined as (i) the magnitude of the \vec{E}_T^{miss} component transverse to the closest lepton, if $\Delta\phi(\ell, \vec{E}_T^{\text{miss}}) < \pi/2$, or (ii) the magnitude of the \vec{E}_T^{miss} otherwise. This observable more efficiently rejects $Z/\gamma^* \rightarrow \tau^+\tau^-$ background events in which the \vec{E}_T^{miss} is preferentially aligned with the leptons, and $Z/\gamma^* \rightarrow \ell^+\ell^-$ events with mismeasured \vec{E}_T^{miss} . Since the $E_{T, \text{projected}}^{\text{miss}}$ resolution is degraded as pileup increases, the minimum of two different observables is used: the first includes all particle candidates in the event, while the second uses only the charged particle candidates associated with the primary vertex. Events with $E_{T, \text{projected}}^{\text{miss}}$ above 20 GeV are selected for this analysis.

The backgrounds are suppressed using techniques described in Ref. [15, 16]. Top quark background is controlled with a top-quark-tagging technique based on soft muon and b-jet tagging [79]. A minimum dilepton transverse momentum ($p_T^{\ell\ell}$) of 45 GeV is required, in order to reduce the $W + \text{jets}$ background. Rejection of events with a third lepton passing the same requirements as the two selected leptons reduces both WZ and $W\gamma^*$ backgrounds. The background from low-mass resonances is rejected by requiring a dilepton mass $m_{\ell\ell} > 12$ GeV.

The Drell–Yan process produces same-flavor lepton pairs (e^+e^- and $\mu^+\mu^-$) and therefore additional requirements are applied for the same-flavor final state. Firstly, the resonant component of the Drell–Yan background is rejected by requiring a dilepton mass outside a 30 GeV window centered on the Z -boson mass. The remaining off-peak contribution is further suppressed by requiring $E_{T, \text{projected}}^{\text{miss}} > 45$ GeV. For events with two jets, the dominant source of misreconstructed E_T^{miss} is the mismeasurement of the hadronic recoil, and optimal performance is obtained by requiring $E_T^{\text{miss}} > 45$ GeV. Finally, the momenta of the dilepton system and of the most energetic jet must not be back-to-back in the transverse plane. These selections reduce the Drell–Yan background by three orders of magnitude, while rejecting less than 50% of the signal.

These requirements form the set of “preselection” criteria. The preselected sample is dominated by non-resonant WW events. Figure 1(left) shows an example of the $m_{\ell\ell}$ distribution for the 0-jet different-flavor-leptons category after the preselection. The data are well reproduced by the simulation. To enhance the signal-to-background ratio, loose m_H -dependent requirements are applied on $m_{\ell\ell}$ and the transverse mass, given by:

$$m_T^{\ell\ell, E_T^{\text{miss}}} = \sqrt{2p_T^{\ell\ell} E_T^{\text{miss}} (1 - \cos \Delta\phi_{\ell\ell, E_T^{\text{miss}}})},$$

where $\Delta\phi_{\ell\ell, E_T^{\text{miss}}}$ is the difference in azimuth between \vec{E}_T^{miss} and $\vec{p}_T^{\ell\ell}$. After preselection, a multivariate technique is employed for the different-flavor final state in the 0-jet and 1-jet categories. In this approach, a boosted decision tree (BDT) [84] is trained for each Higgs boson mass hypothesis and jet category to discriminate signal from background.

The multivariate technique employs the variables used in the preselection and additional observables including $\Delta R_{\ell\ell}$ between the leptons and the $m_T^{\ell\ell, E_T^{\text{miss}}}$. For the 1-jet category the $\Delta\phi_{\ell\ell, E_T^{\text{miss}}}$ and azimuthal angle between the $\vec{p}_T^{\ell\ell}$ and the jet are also used. The BDT classifier distributions for $m_H = 500$ GeV are shown in Fig. 1(right) for the 0-jet different-flavor category. BDT training is performed using $H \rightarrow WW$ as signal and non-resonant WW as background. The sum of templates for the signal and background are fitted to the binned observed BDT distributions.

The 2-jet category is optimized for the VBF production mode [50, 51, 53, 85], for which the cross section is roughly ten times smaller than for the gluon fusion mode. Sequential selections are employed for this category. The main requirements for selecting the VBF-type events are on the mass of the dijet system, $m_{jj} > 450$ GeV, and on the angular separation of the two jets $|\Delta\eta_{jj}| > 3.5$. An m_H -dependent requirement on the dilepton mass is imposed, as well as other selection requirements that are independent of the Higgs boson mass hypothesis.

The normalization of the background contributions relies on data whenever possible and exploits a combination of techniques [15, 16]. The $t\bar{t}$ background is estimated by extrapolation from the observed number of events with the b-tagging requirement inverted. The Drell–Yan background measurement is based on extrapolation from the observed number of e^+e^- , $\mu^+\mu^-$ events with the Z-veto requirement inverted. The background of W + jets and QCD multi-jet events is estimated by measuring the number of events with one lepton passing a loose requirement on isolation. The probability for such loosely-isolated non-genuine leptons to pass the tight isolation criteria is measured in data using multi-jet events. The non-resonant WW contribution is estimated from simulation.

Experimental effects, theoretical predictions, and the choice of event generators are considered as sources of systematic uncertainty, and their impact on the signal efficiency is assessed. The impact on the kinematic distributions is also considered for the BDT analysis. The overall signal yield uncertainty is estimated to be about 20%, and is dominated by the theoretical uncertainty associated with missing higher-order QCD corrections and PDF uncertainties, estimated following the PDF4LHC recommendations [86–90]. The total uncertainty on the background estimation in the $H \rightarrow WW$ signal region is about 15% and is dominated by the statistical uncertainty on the observed number of events in the background control regions.

After applying the final selections, no evidence of a SM-like Higgs boson is observed over the mass range considered in this paper. Upper limits are derived on the ratio of the product of the Higgs boson production cross section and the $H \rightarrow WW$ branching fraction, $\sigma_H \times \mathcal{B}(H \rightarrow WW)$, to the SM expectation. The observed and expected upper limits at 95% confidence level

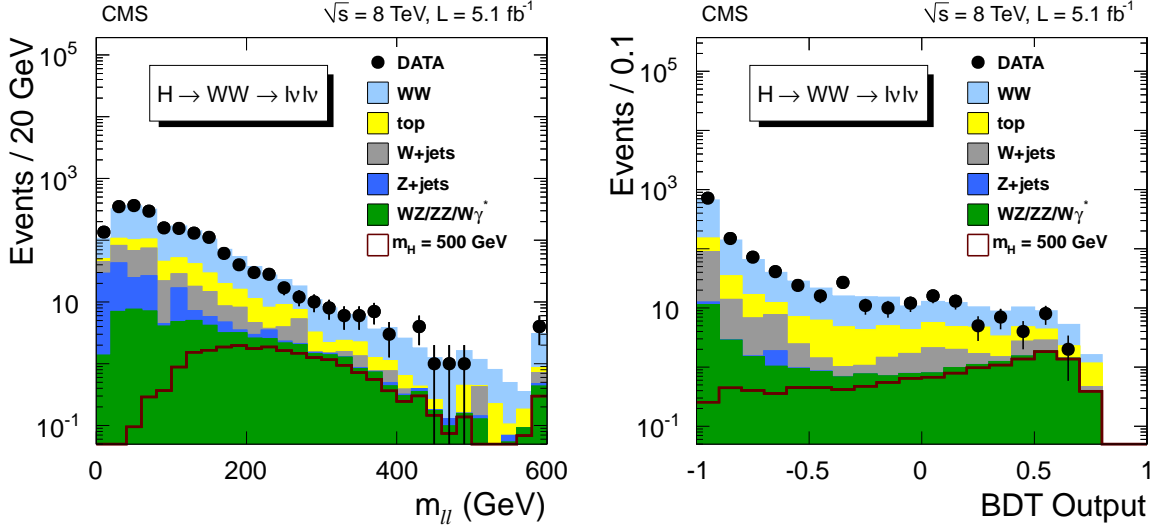


Figure 1: (left) Distributions of $m_{\ell\ell}$ in the 0-jet different-flavor category of the $WW \rightarrow \ell\nu\ell\nu$ channel for data (points with error bars), for the main backgrounds (stacked histograms), and for a SM Higgs boson signal with $m_H = 500 \text{ GeV}$. The standard preselection is applied. (right) BDT-classifier distributions for signal and background events for a SM Higgs boson with $m_H = 500 \text{ GeV}$ and for the main backgrounds in the 0-jet different-flavor category after requiring $80 < m_T^{\ell\ell, E_T^{\text{miss}}} < 500 \text{ GeV}$ and $m_{\ell\ell} < 500 \text{ GeV}$.

(CL) with all categories combined are shown in Fig. 2. The contribution of the 2-jet category to the expected limits is approximately 10%.

4.2 $H \rightarrow WW \rightarrow \ell\nu qq$

The WW semileptonic channel has the largest branching fraction of all the channels presented in this paper. Its advantage over the fully leptonic final state is that it has a reconstructable Higgs boson mass peak [93]. This comes at the price of a large $W + \text{jets}$ background. The level to which this background can be controlled largely determines the sensitivity of the analysis. This is the first time CMS is presenting a measurement in this decay channel.

The reconstructed electrons (muons) are required to have $p_T > 35$ (25) GeV, and are restricted to $|\eta| < 2.5$ (2.1). The jets are required to have $p_T > 30 \text{ GeV}$ and $|\eta| < 2.4$, and not to overlap with the leptons, with the overlap determined by a cone around the lepton axis of radius $\Delta R = 0.3$. Events with electrons and muons, and with exactly two or three jets are analysed separately, giving four categories in total. The two highest- p_T jets are assumed to arise from the hadronic decay of the W candidate. According to simulation, in the case of 2 (3) jet events, the correct jet-combination rate varies from 68 (26)% for $m_H = 200 \text{ GeV}$ to 88 (84)% for $m_H = 600 \text{ GeV}$. For low m_H values jets produced in initial or final state radiation are often more energetic than jets from W decay, therefore in 3 jet events the correct jet-combination rate decreases quickly with decreasing m_H . Events with an incorrect dijet combination result in a broad non-peaking background in the m_{WW} spectrum.

The leptonic W candidate is reconstructed from the $(\ell, E_T^{\text{miss}})$ system. Events are required to have $E_T^{\text{miss}} > 30$ (25) GeV for the electron (muon) categories. To reduce the background from processes that do not contain $W \rightarrow \ell\nu$ decays, requirements of $m_T^{\ell, E_T^{\text{miss}}} > 30 \text{ GeV}$ and

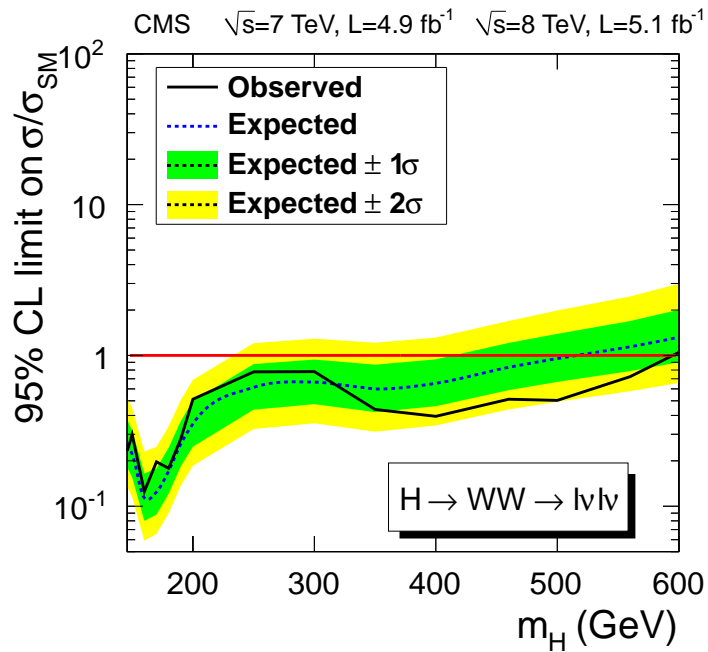


Figure 2: Observed (solid line) and expected (dashed line) 95% CL upper limit on the ratio of the product of production cross section and branching ratio to the SM expectation for the Higgs boson obtained using the asymptotic CL_S technique [91, 92] in the $WW \rightarrow l\nu l\nu$ channel. The 68% (1σ) and 95% (2σ) CL ranges of expectation for the background-only model are also shown with green and yellow bands, respectively. The horizontal solid line at unity indicates the SM expectation. Color figure online.

$|\Delta\phi_{\text{leading jet}, E_T^{\text{miss}}}| > 0.8$ (0.4) are imposed for electrons (muons). The $m_T^{\ell, E_T^{\text{miss}}}$ is defined as

$$m_T^{\ell, E_T^{\text{miss}}} = \sqrt{2p_T^\ell E_T^{\text{miss}}(1 - \cos \Delta\phi_{\ell, E_T^{\text{miss}}})},$$

where $\Delta\phi_{\ell, E_T^{\text{miss}}}$ is the difference in azimuth between \vec{E}_T^{miss} and \vec{p}_T^ℓ . These criteria reduce the QCD multijet background, for which in many cases the E_T^{miss} is generated by a mismeasurement of a jet energy.

To improve the m_{WW} resolution, both W candidates are constrained in a kinematic fit to the W -boson mass to within its known width. For the $W \rightarrow qq$ candidate the fit uses the four-momenta of the two highest- p_T jets. For the $W \rightarrow \ell\nu$ candidate the E_T^{miss} defines the transverse energy of the neutrino and the longitudinal component of the neutrino momentum, p_z , is unknown. The ambiguity is resolved by taking the solution that yields the smaller $|p_z|$ value for the neutrino. According to simulation over 85% of signal events receive a correct $|p_z|$ value, thus improving the mass resolution, especially at low m_H .

To exploit the differences in kinematics between signal and background events, a likelihood discriminant is constructed that incorporates a set of variables that best distinguishes the Higgs boson signal from the $W + \text{jets}$ background. These variables comprise five angles between the Higgs boson decay products, that describe the Higgs boson production kinematics [36]; the p_T and rapidity of the WW system; and the lepton charge. The likelihood discriminant is optimized with dedicated simulation samples for several discrete Higgs boson mass hypotheses, for each lepton flavor (e, μ) and for each jet multiplicity (2-jet, 3-jet) independently. Four different optimizations are therefore obtained per mass hypothesis. For each of them, events are retained if they survive a simple selection on the likelihood discriminant, chosen in order to optimize the expected limit for the Higgs boson production cross section.

To simultaneously extract the relative normalizations of all background components in the signal region, an unbinned maximum likelihood fit is performed on the invariant mass distribution of the dijet system, m_{jj} . The fit is performed independently for each Higgs boson mass hypothesis. The signal region corresponding to the W mass window, $65 < m_{jj} < 95 \text{ GeV}$, is excluded from the fit. The mass window corresponds to approximately twice the dijet mass resolution. The shape of the m_{jj} distribution for the $W + \text{jets}$ background is determined by simulation. The overall normalization of the $W + \text{jets}$ component is allowed to vary in the fit. The shapes for other backgrounds (electroweak diboson, $t\bar{t}$, single top quark, and Drell–Yan plus jets) are based on simulation, and their normalizations are constrained to theoretical predictions, within the corresponding uncertainties. The multijet background normalization is estimated from data by relaxing lepton isolation and identification requirements. Its contribution to the total number of events is evaluated from a separate two-component likelihood fit to the $m_T^{\ell, E_T^{\text{miss}}}$ distribution, and constrained in the m_{jj} fit according to this fraction within uncertainties. For electrons, the multijet fraction accounts for several percent of the event sample, depending on the number of jets in the event, while for muons it is negligible.

Limits are established based on the measured invariant mass of the WW system, $m_{\ell\nu jj}$. The $m_{\ell\nu jj}$ shape for the major background, $W + \text{jets}$, is extracted from data as a linear combination of the shapes measured in two signal-free sideband regions of m_{jj} ($55 < m_{jj} < 65 \text{ GeV}$, $95 < m_{jj} < 115 \text{ GeV}$). The relative fraction of the two sidebands is determined through simulation, separately for each Higgs boson mass hypothesis, by minimizing the χ^2 between the interpolated $m_{\ell\nu jj}$ shape in the signal region and the expected one. The $m_{\ell\nu jj}$ shape for multijet background events is obtained from data with the procedure described above. All other background categories use the $m_{\ell\nu jj}$ shape from simulation. The m_{jj} and $m_{\ell\nu jj}$ distributions with

final background estimates are shown in Fig. 3, with selections optimized for a 500 GeV Higgs boson mass hypothesis, for the $(\mu, 2 \text{ jets})$ category. The final background $m_{\ell\nu jj}$ distribution is obtained by summing up all the individual contributions and smoothing it with an exponential function. The shapes of the $m_{\ell\nu jj}$ distribution for total background, signal and data for each mass hypothesis and event category are binned, with bin size approximately equal to the mass resolution, and fed as input to the limit-setting procedure.

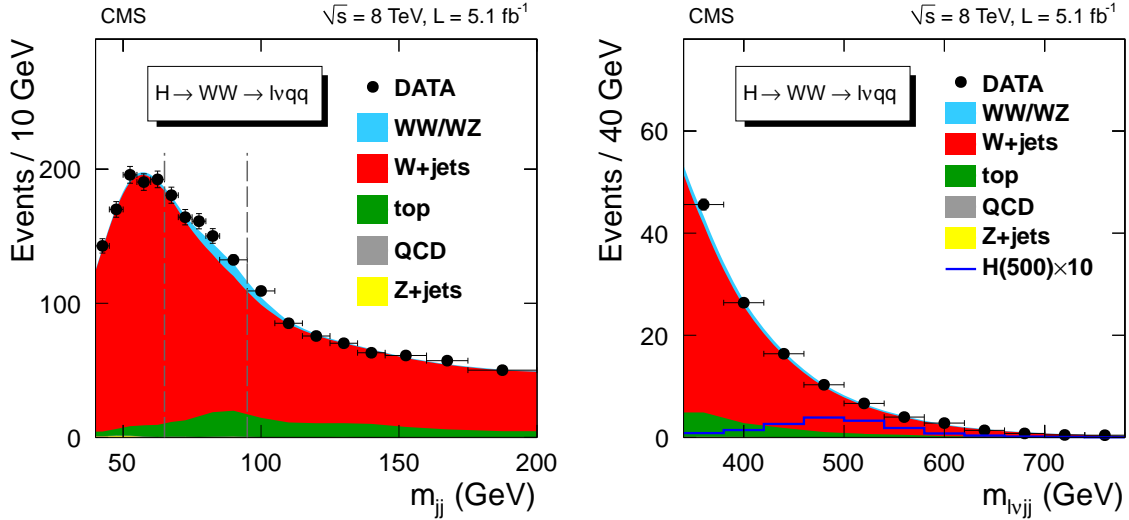


Figure 3: Invariant mass distributions for the $m_H = 500 \text{ GeV}$ mass hypothesis, $(\mu, 2 \text{ jets})$ category in the $H \rightarrow WW \rightarrow \ell\nu qq$ channel. (left) The dijet invariant mass distribution with the major background contributions. The vertical lines correspond to the signal region of this analysis $65 < m_{jj} < 95 \text{ GeV}$. (right) The WW invariant mass distribution with the major background contributions in the signal region.

The largest source of systematic uncertainty on the background is due to the uncertainty in the shape of the $m_{\ell\nu jj}$ distribution of the total background. The shape uncertainty is derived by varying the parameters of the exponential fit function up and down by one standard deviation. The only other uncertainty assigned to background is the normalization uncertainty from the m_{jj} fit. Both of these uncertainties are estimated from data. The dominant systematic uncertainties on the signal include theoretical uncertainties for the cross section (14–19% for gluon fusion) [41] and on jet energy scale (4–28%), as well as the efficiency of the likelihood selection (10%). The latter effect is computed by taking the relative difference in efficiency between data and simulation using a control sample of top-quark pair events in data. These events are good proxies for the signal, since in both cases the primary production mechanism is gluon fusion, and the semi-leptonic final states contain decays of two W bosons.

The upper limits on the ratio of the production cross section for the Higgs boson compared to the SM expectation are presented in Fig. 4.

4.3 $H \rightarrow ZZ \rightarrow 2\ell 2\ell'$

This analysis seeks to identify Higgs boson decays to a pair of Z bosons, with both decaying to a pair of leptons. This channel has extremely low background, and the presence of four leptons in the final state allows reconstruction and isolation requirements to be loose. Due to very good mass resolution and high efficiency of the selection requirements, this channel is one of the major discovery channels at both low and high Higgs boson masses. A detailed description of this analysis may be found in [15, 16, 94, 95].

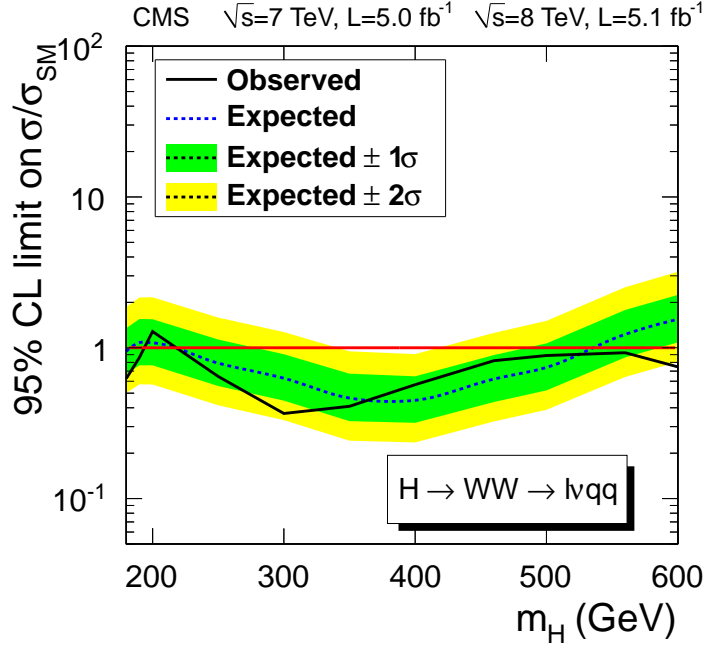


Figure 4: Observed (solid line) and expected (dashed line) 95% CL upper limit on the ratio of the product of production cross section and branching fraction to the SM expectation for the Higgs boson in the WW semileptonic channel.

Events included in the analysis contain Z candidates formed from a pair of leptons of the same flavor and opposite charge. Electrons (muons, τ_h) are required to be isolated, to originate from the primary vertex, and to have $p_T > 7$ (5, 20) GeV and $|\eta| < 2.5$ (2.1, 2.3). The event selection procedure results in mutually exclusive sets of Z candidates in the $H \rightarrow 2\ell 2\ell$ and $H \rightarrow 2\ell 2\tau$ channels, with the former identified first.

For the $2\ell 2\ell$ final state, the lepton pair with invariant mass closest to the nominal Z boson mass, denoted Z_1 , is identified and retained if it satisfies $40 < m_{Z_1} < 120$ GeV. The second Z candidate is then constructed from the remaining leptons in the event, and is required to satisfy $12 < m_{Z_2} < 120$ GeV. If more than one Z_2 candidate remains, the ambiguity is resolved by choosing the leptons of highest p_T . Amongst the four candidate decay leptons, it is required that at least one should have $p_T > 20$ GeV, and that another should have $p_T > 10$ GeV. This requirement ensures that selected events correspond to the high-efficiency plateau of the trigger.

For the $2\ell 2\tau$ final state, events are required to have one $Z_1 \rightarrow \ell^+ \ell^-$ candidate, with one lepton having $p_T > 20$ GeV and the other $p_T > 10$ GeV, and a $Z_2 \rightarrow \tau^+ \tau^-$, with τ decaying to μ, e or hadrons. The leptons from τ leptonic decays are required to have $p_T > 10$ GeV. The invariant mass of the reconstructed Z_1 is required to satisfy $60 < m_{\ell\ell} < 120$ GeV, and that of the Z_2 to satisfy $m_{\tau\tau} < 90$ GeV, where $m_{\tau\tau}$ is the invariant mass of the visible τ -decay products.

Simulation is used to evaluate the expected non-resonant ZZ background as a function of $m_{2\ell 2\ell'}$. The cross section for ZZ production at NLO is calculated with MCFM [96–98]. The theoretical uncertainty on the cross-section is evaluated as a function of $m_{2\ell 2\ell'}$, by varying the QCD renormalization and factorization scales and the PDF set, following the PDF4LHC recommendations. The uncertainties associated with the QCD and PDF scales for each final state are on average 8%. The number of predicted $ZZ \rightarrow 2\ell 2\ell'$ events and their associated uncertainties, after the signal selection, are given in Table 2.

To allow estimation of the $t\bar{t}$, $Z + \text{jets}$, and $WZ + \text{jets}$ reducible backgrounds a $Z_1 + \ell_{\text{ng}}$ control region is defined, with at least one loosely defined non-genuine lepton candidate, ℓ_{ng} , in addition to a Z candidate. To avoid possible contamination from WZ events, $E_{\text{T}}^{\text{miss}} < 25 \text{ GeV}$ is required. This control region is used to determine the misidentification probability for ℓ_{ng} to pass the final lepton selections as a function of p_{T} and η . To estimate the number of expected background events in the signal region, $Z_1 + \ell^{\pm}\ell^{\mp}$, this misidentification probability is applied to two control regions, $Z_1 + \ell^{\pm}\ell_{\text{ng}}^{\mp}$ and $Z_1 + \ell_{\text{ng}}^{\pm}\ell_{\text{ng}}^{\mp}$. The contamination from WZ events containing a genuine additional lepton is suppressed by requiring the imbalance of the measured energy deposition in the transverse plane to be below 25 GeV. The estimated reducible background yield in the signal region is denoted as $Z+X$ in Table 2. The systematic uncertainties associated with the reducible background estimate vary from 30% to 70%, and are presented in the table combined in quadrature with the statistical uncertainties.

Table 2: Observed and expected background and signal yields for each final state in the $H \rightarrow ZZ \rightarrow 2\ell 2\ell'$ channel. For the $Z+X$ background, the estimations are based on data. The uncertainties represent the statistical and systematic uncertainties combined in quadrature.

Channel	4e	4 μ	2e2 μ	2 ℓ 2 τ
ZZ background	28.6 ± 3.3	44.6 ± 4.6	70.8 ± 7.5	12.1 ± 1.5
Z+X	$2.3^{+2.1}_{-1.5}$	$1.1^{+0.8}_{-0.7}$	$3.6^{+2.9}_{-2.2}$	8.9 ± 2.5
All backgrounds	$30.9^{+3.9}_{-3.6}$	$45.7^{+4.7}_{-4.7}$	$74.4^{+8.0}_{-7.8}$	21.0 ± 2.9
Observed	26	42	88	20
$m_{\text{H}} = 350 \text{ GeV}$	5.4 ± 1.4	7.6 ± 1.6	13.2 ± 3.0	3.1 ± 0.8
$m_{\text{H}} = 500 \text{ GeV}$	1.9 ± 0.9	2.7 ± 1.2	4.6 ± 2.1	1.4 ± 0.7

The reconstructed invariant mass distributions for $2\ell 2\ell'$ are shown in Fig. 5 for the combination of the 4e, 4 μ , and 2e2 μ final states in the left plot and for the combination of the 2 ℓ 2 τ states in the right one. The data are compared with the expectation from SM background processes. The observed mass distributions are consistent with the SM background expectation.

The kinematics of the $H \rightarrow ZZ \rightarrow 2\ell 2\ell'$ process, for a given invariant mass of the four-lepton system, are fully described at LO by five angles and the invariant masses of the two lepton pairs [36, 99, 100]. A kinematic discriminant (KD), based on these seven variables, is constructed based on the probability ratio of the signal and background hypotheses [101]. The distribution of KD versus $m_{2\ell 2\ell'}$ is shown in Fig. 6(left) for the selected event sample, and is consistent with the SM background expectation. The two-dimensional KD- $m_{2\ell 2\ell'}$ distribution is used to set upper limits on the cross-section in the $2\ell 2\ell'$ channel. For the 2 ℓ 2 τ final state, limits are set using the $m_{2\ell 2\tau}$ distribution. The combined upper limits from all channels are shown in Fig. 6 (right).

4.4 $H \rightarrow ZZ \rightarrow 2\ell 2q$

This channel has the largest branching fraction of all $H \rightarrow ZZ$ channels considered in this paper, but also a large background contribution from $Z + \text{jets}$ production. The hadronically-decaying Z bosons produce quark jets, with a large fraction of heavy quarks compared to the background that is dominated by gluon and light quark jets. This feature allows the use of a heavy-flavor tagging algorithm to enhance the signal with respect to background. The analysis presented here updates the previously published result [101] by the use of the most recent theoretical predictions for the Higgs boson mass lineshape and the correction of a problem in the background description. The measurement in this channel uses the same $\sqrt{s} = 7 \text{ TeV}$ data set as the published paper [101] and uses the same selection requirements.

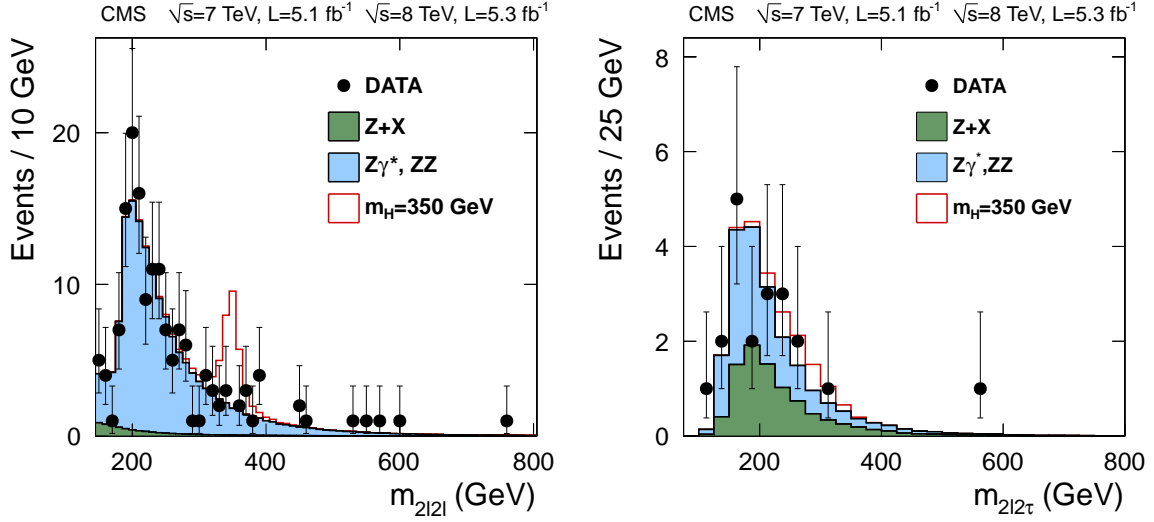


Figure 5: Distribution of the four-lepton reconstructed mass for (left) the sum of the $4e$, 4μ , and $2e2\mu$ channels, and for (right) the sum over all $2\ell 2\tau$ channels. Points represent the data, shaded histograms represent the background, and unshaded histogram the signal expectations. The reconstructed masses in $2\ell 2\tau$ states are shifted downwards with respect to the true masses by about 30% due to the undetected neutrinos in τ decays.

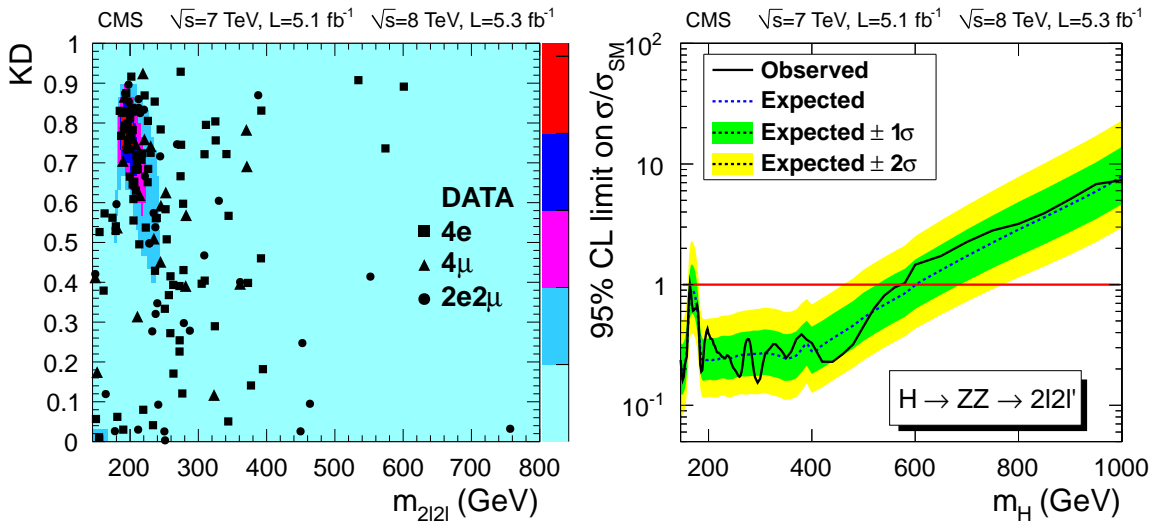


Figure 6: (left) The distribution of events selected in the $2\ell 2\ell$ subchannels for the kinematic discriminant, KD , versus $m_{2\ell 2\ell}$. Events in the three final states are marked by filled symbols (defined in the legend). The colored contours (with the measure on the color scale of the right axis) represent the expected relative density of background events. (right) Observed (solid line) and expected (dashed line) 95% CL upper limits on the ratio of the product of the production cross section and branching fraction to the SM expectation in the $H \rightarrow ZZ \rightarrow 2\ell 2\ell'$ channel. The 68% (1σ) and 95% (2σ) ranges of expectation for the background-only model are also shown with green and yellow bands, respectively. Color figure online.

Reconstructed electrons and muons are required to have $p_T > 40(20)$ GeV for the highest- p_T (second-highest- p_T) lepton. Electrons (muons) are required to have $|\eta| < 2.5(2.4)$, with the transition region between ECAL barrel and endcap, $1.44 < |\eta| < 1.57$, excluded for electrons. Jets are required to have $p_T > 30$ GeV and $|\eta| < 2.4$. Each pair of oppositely-charged leptons of the same flavor, and each pair of jets, are considered as Z candidates. Background contributions are reduced by requiring $75 < m_{jj} < 105$ GeV and $70 < m_{\ell\ell} < 110$ GeV.

In order to exploit the different jet composition of signal and background, events are classified into three mutually exclusive categories, according to the number of selected b-tagged jets: 0b-tag, 1b-tag and 2b-tag. An angular likelihood discriminant is used to separate signal-like from background-like events in each category [36]. A ‘‘quark-gluon’’ likelihood discriminant (qgLD), intended to distinguish gluon jets from light-quark jets, is employed for the 0b-tag category, which is expected to be dominated by Z + jets background. A requirement on the qgLD value reduces backgrounds by approximately 40% without any loss in the signal efficiency. In order to suppress the substantial $t\bar{t}$ background in the 2b-tag category, a discriminant λ is used. This variable is defined as the ratio of the likelihoods of a hypothesis with E_T^{miss} equal to the value measured with the PF algorithm, and the null hypothesis $E_T^{\text{miss}} = 0$ GeV [102]. This discriminant provides a measure of whether the event contains genuine missing transverse energy. Events in the 2b-tag category are required to have $2 \ln \lambda < 10$. When an event contains multiple Z candidates passing the selection requirements, only the ones with jets in the highest b-tag category are retained for analysis. If multiple candidates are still present, the ones with m_{jj} and $m_{\ell\ell}$ values closest to the Z mass are retained.

The statistical analysis is based on the invariant mass of the Higgs boson candidate, m_{ZZ} , applying the constraint that the dijet invariant mass is consistent with that of the Z boson. Data containing a Higgs boson signal are expected to show a resonance peak over a continuum background distribution.

The background distributions are estimated from the m_{jj} sidebands, defined as $60 < m_{jj} < 75$ GeV and $105 < m_{jj} < 130$ GeV. In simulation, the composition and distribution of the dominant backgrounds in the sidebands are observed to be similar to those in the signal region. The distributions derived from data sidebands are measured for each of the three b-tag categories and used to estimate the normalization of the background and its dependence on m_{ZZ} . The results of the sideband interpolation procedure are in good agreement with the observed distributions in data. In all cases, the dominant backgrounds include Z + jets with either light- or heavy-flavor jets and $t\bar{t}$ background, both of which populate the m_{jj} signal region and the m_{jj} sidebands. The diboson background amounts to less than 5% of the total in the 0b and 1b-tag categories, and about 10% in the 2b-tag category. No significant difference is observed between results from data and the background expectation.

The distribution of m_{ZZ} for the background is parametrized by an empirical function constructed of a Crystal Ball distribution [103–105] multiplied by a Fermi function, $f(m_{ZZ}) = 1/[1 + e^{-(m_{ZZ}-a)/b}]$, fitted to the shape and with normalization determined from the sidebands. The dominant normalization uncertainty in the background estimation is due to statistical uncertainty of the number of events in the sidebands. The reconstructed signal distribution has two components. The Double Crystal Ball function [103–105] is used to describe the events with well reconstructed Higgs boson decay products. The m_{ZZ} spectrum for misreconstructed events is described with a triangle function with linear rising and falling edges, convoluted with Crystal Ball function for better description of the peak and tail regions. The signal reconstruction efficiency and the m_{ZZ} distribution are parametrized as a function of m_H . The main uncertainties in the signal m_{ZZ} parametrization are due to experimental resolution, which is

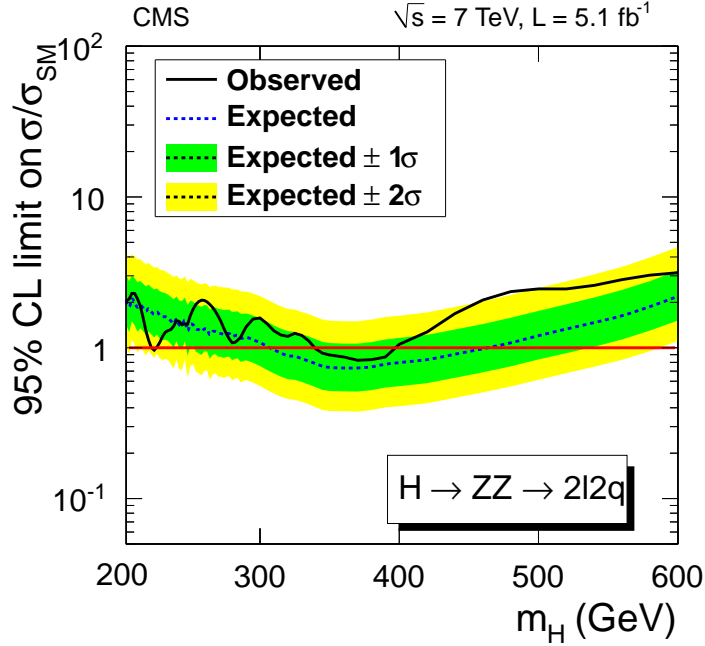


Figure 7: Observed (solid line) and expected (dashed line) 95% CL upper limit on the ratio of the product of the production cross section and branching fraction, to the SM expectation for the Higgs boson in the $H \rightarrow ZZ \rightarrow 2\ell 2q$ channel.

predominantly due to the uncertainty on the jet energy scale [77]. Uncertainties in b-tagging efficiency are evaluated with a sample of jet events enriched in heavy flavors by requiring a muon to be spatially close to a jet. The uncertainty associated with the qqLD selection efficiency is evaluated using the $\gamma + \text{jet}$ sample in data, which predominantly contains light quark jets.

The upper limits at 95% CL on the ratio of the production cross section for the Higgs boson to the SM expectation, obtained from the combination of all categories, are presented in Fig. 7. This exclusion limit supersedes the previously published one [101].

4.5 $H \rightarrow ZZ \rightarrow 2\ell 2\nu$

This analysis identifies Higgs boson decays to a pair of Z bosons, with one of Z bosons decaying leptonically and the other to neutrinos. A detailed description of the analysis can be found in [106]. The analysis strategy is based on a set of m_H -dependent selection requirements applied on E_T^{miss} and m_T , where

$$m_T^2 = \left[\sqrt{(p_T^{\ell\ell})^2 + m_{\ell\ell}^2} + \sqrt{(E_T^{\text{miss}})^2 + m_{\ell\ell}^2} \right]^2 - \left[\vec{p}_T^{\ell\ell} + \vec{E}_T^{\text{miss}} \right]^2.$$

Events are required to have a pair of well identified, isolated leptons of same flavor (e^+e^- or $\mu^+\mu^-$), each with $p_T > 20$ GeV, with an invariant mass within a 30 GeV window centered on the Z mass. The p_T of the dilepton system is required to be greater than 55 GeV. Jets are considered only if they have $p_T > 30$ GeV and $|\eta| < 5$. The presence of large missing transverse energy in the event is also an essential feature of the signal.

To suppress Z + jets background, events are excluded from the analysis if the angle in the azimuthal plane between the \vec{E}_T^{miss} and the closest jet is smaller than 0.5 radians. In order to

remove events where the lepton is mismeasured, events are rejected if $E_T^{\text{miss}} > 60 \text{ GeV}$ and $\Delta\phi(\ell, \vec{E}_T^{\text{miss}}) < 0.2$. The top-quark background is suppressed by applying a veto on events having a b-tagged jet with $p_T > 30 \text{ GeV}$ and $|\eta| < 2.4$. To further suppress the top-quark background, a veto is applied on events containing a “soft muon”, with $p_T > 3 \text{ GeV}$, which is typically produced in the leptonic decay of a bottom quark. To reduce the WZ background, in which both bosons decay leptonically, any event with a third lepton (e or μ) with $p_T > 10 \text{ GeV}$, and passing the identification and isolation requirements, is rejected.

The search is carried out in two mutually exclusive categories. The VBF category contains events with at least two jets with $|\Delta\eta_{jj}| > 4$ and $m_{jj} > 500 \text{ GeV}$. Both leptons forming the Z candidate are required to lie in this $\Delta\eta_{jj}$ region, and there should be no other jets in it. The gluon fusion category includes all events failing the VBF selection, and is subdivided into subsamples according to the presence or absence of reconstructed jets. The event categories are chosen in order to optimize the expected cross section limit. In the case of the VBF category, a constant $E_T^{\text{miss}} > 70 \text{ GeV}$ and no m_T requirement are used, as no gain in sensitivity is obtained with a m_H -dependent selection.

The background composition is expected to vary with the hypothesised value of m_H . At low m_H , Z + jets and $t\bar{t}$ are the largest contributions, whilst at higher m_H (above 400 GeV), the irreducible ZZ and WZ backgrounds dominate. The ZZ and WZ backgrounds are taken from simulation [37, 61] and are normalized to their respective NLO cross sections. The Z + jets background is modeled from a control sample of γ + jets events. This procedure yields an accurate model of the E_T^{miss} distribution in Z + jets events, shown in Fig. 8.

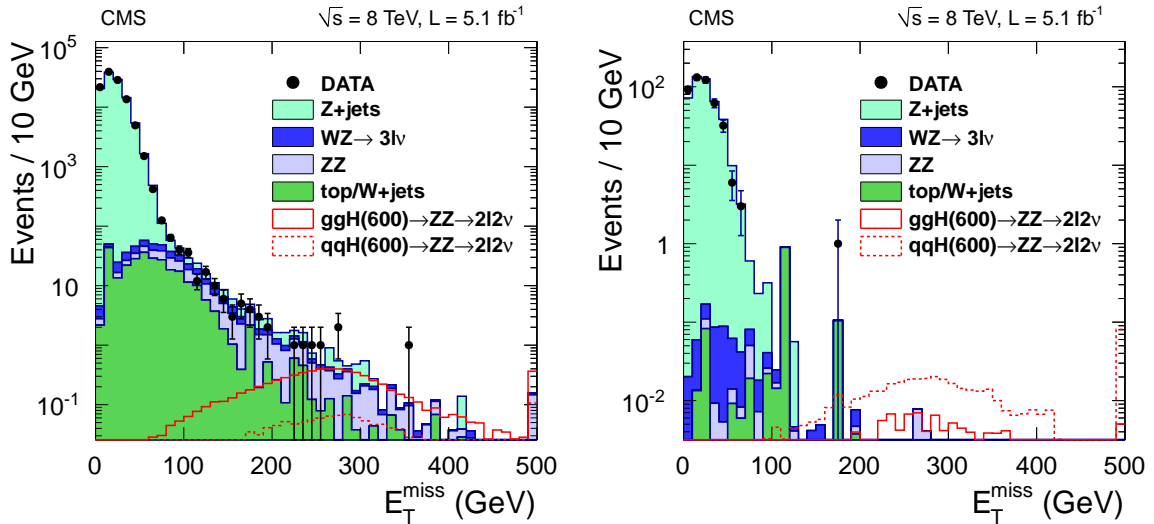


Figure 8: The E_T^{miss} distribution in data compared to the estimated background in the (left) gluon fusion and (right) VBF categories of the $H \rightarrow ZZ \rightarrow 2\ell 2\nu$ channel. The dielectron and dimuon channels are combined. Contributions from ZZ, WZ, non-resonant background and Z + jets background are stacked on top of each other. The E_T^{miss} distribution in signal events for $m_H = 600 \text{ GeV}$ is also shown. The last bin in each plot contain the overflow entries.

The uncertainty associated with the Z + jets background estimate is affected by any residual contamination in the γ + jets control sample from processes involving a photon and genuine E_T^{miss} . This contamination could be as large as 50% of the total Z + jets background. It is not subtracted, but assigned a 100% uncertainty.

Background processes that do not involve a Z resonance (non-resonant background) are estimated with a control sample of events with dileptons of different flavor ($e^\pm\mu^\mp$) that pass the full analysis selection. This method cannot distinguish between the non-resonant background and a possible contribution from $H \rightarrow WW \rightarrow 2\ell 2\nu$ events, which are treated as part of the non-resonant background estimate. This treatment considers only the $H \rightarrow ZZ$ channel as signal and is combined with the $H \rightarrow WW$ channel for the limit calculation. The interference between ZZ and WW channels is also taken into account [106]. The non-resonant background in the e^+e^- and $\mu^+\mu^-$ final states is estimated by applying a scale factor to the selected $e^\pm\mu^\mp$ events, estimated from the sidebands of the Z peak events ($40 < m_{\ell\ell} < 70$ GeV and $110 < m_{\ell\ell} < 200$ GeV). The uncertainty associated with the estimate of the non-resonant background is evaluated to be 25%. No significant excess of events is observed over the SM background expectation. The observed and expected upper limits as a function of m_H are shown in Fig. 9.

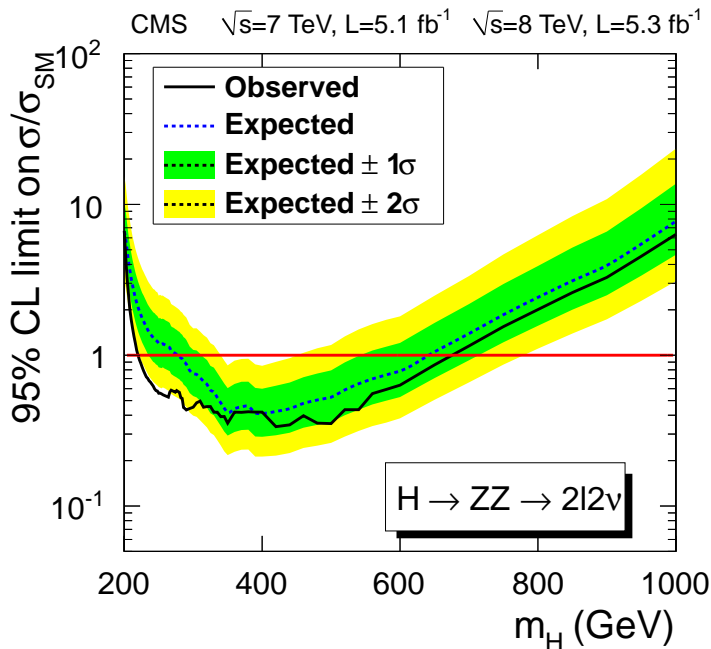


Figure 9: Observed (solid line) and expected (dashed line) 95% CL upper limit on the ratio of the product of the production cross section and branching fraction to the SM expectation for the Higgs boson in the $H \rightarrow ZZ \rightarrow 2\ell 2\nu$ channel.

5 Combined results

The expected and observed upper limits on the ratio of the production cross section for the Higgs boson to the SM expectation, for each of the individual channels presented in this paper, are shown in Fig. 10. This figure also shows a combined limit, calculated using the methods outlined in Ref. [13, 82]. The combination procedure assumes the relative branching fractions to be those predicted by the SM, and takes into account the statistical and experimental systematic uncertainties as well as theoretical uncertainties. In the mass region $145 < m_H < 200$ GeV the branching fraction of the most sensitive channel, $H \rightarrow ZZ$, is decreasing and has a typical dependence on m_H , which is reflected in both the expected and observed limits. In this mass region the result of the combination is determined by the $WW \rightarrow \ell\nu\ell\nu$ channel. At masses above

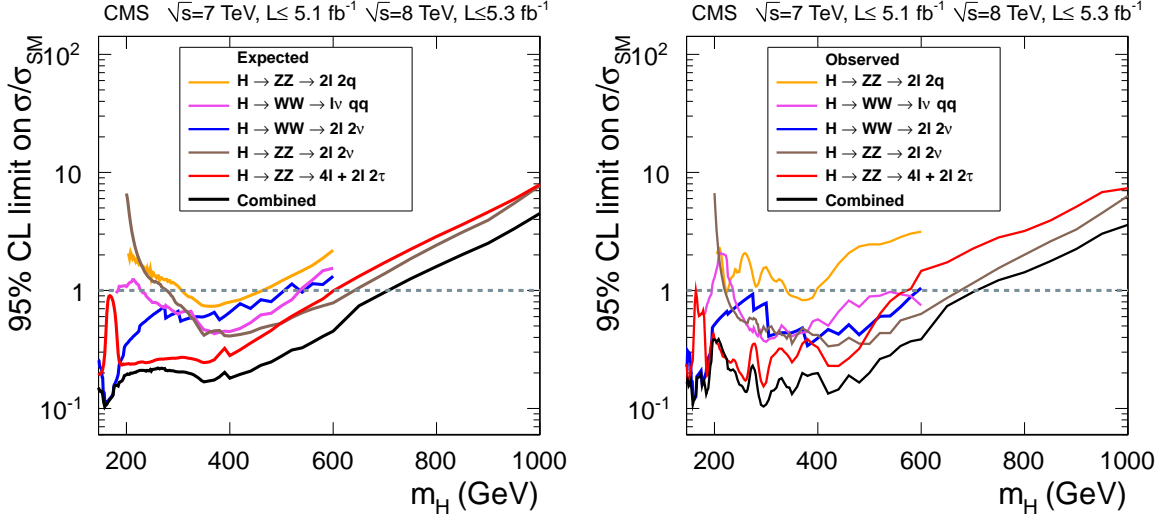


Figure 10: (left) Expected and (right) observed 95% CL limits for all individual channels and their combination. The horizontal dashed line at unity indicates the SM expectation.

200 GeV the $ZZ \rightarrow 2\ell 2\ell'$ channel becomes dominant, since low background contributions in this channel allow to keep high efficiency of the selection requirements. Starting at approximately 400 GeV the $ZZ \rightarrow 2\ell 2\nu$ starts to contribute significantly. The branching fraction of $ZZ \rightarrow 2\ell 2\nu$ is higher than $ZZ \rightarrow 2\ell 2\ell'$, and the major background contributions decrease with m_H increase, thus allowing for selection requirements to be more and more effective in the $2\ell 2\nu$ channel. The combined observed and expected limits agree well within uncertainties as shown in Fig. 11.

The previously expected exclusion range at 95% CL, 118–543 GeV, is extended up to 700 GeV. Previously published results exclude at 95% CL the SM-like Higgs boson in the range $127 < m_H < 600$ GeV [13]. The results of this analysis extend the upper exclusion limit to $m_H = 710$ GeV.

6 Summary

Results are presented from searches for a standard-model-like Higgs boson in $H \rightarrow WW$ and $H \rightarrow ZZ$ decay channels, for Higgs boson mass hypotheses in the range $145 < m_H < 1000$ GeV. The analysis uses proton-proton collision data recorded by the CMS detector at the LHC, corresponding to integrated luminosities of up to 5.1 fb^{-1} at $\sqrt{s} = 7$ TeV and up to 5.3 fb^{-1} at $\sqrt{s} = 8$ TeV. The final states analysed include two leptons and two neutrinos, $H \rightarrow WW \rightarrow \ell\nu\ell\nu$ and $H \rightarrow ZZ \rightarrow 2\ell 2\nu$, a lepton, a neutrino, and two jets, $H \rightarrow WW \rightarrow \ell\nu qq$, two leptons and two jets, $H \rightarrow ZZ \rightarrow 2\ell 2q$, and four leptons, $H \rightarrow ZZ \rightarrow 2\ell 2\ell'$, where $\ell = e$ or μ and $\ell' = e$ or μ , or τ . The results are consistent with standard model background expectations. The combined upper limits at 95% confidence level on products of the cross section and branching fractions exclude a standard-model-like Higgs boson in the range $145 < m_H < 710$ GeV, thus extending the mass region excluded by CMS from 127–600 GeV up to 710 GeV.

Acknowledgements

We congratulate our colleagues in the CERN accelerator departments for the excellent performance of the LHC and thank the technical and administrative staffs at CERN and at other CMS

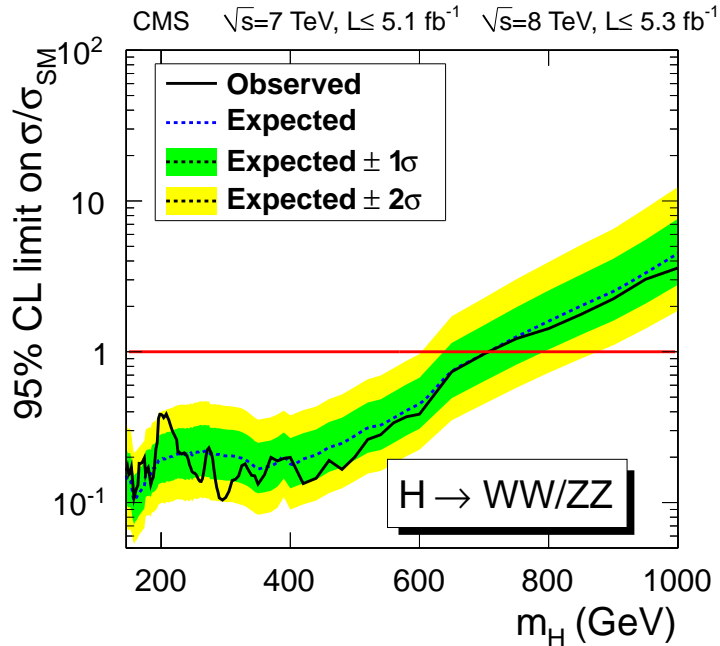


Figure 11: Observed (solid line) and expected (dashed line) 95% CL upper limit on the ratio of the production cross section to the SM expectation for the Higgs boson with all WW and ZZ channels combined.

institutes for their contributions to the success of the CMS effort. In addition, we gratefully acknowledge the computing centres and personnel of the Worldwide LHC Computing Grid for delivering so effectively the computing infrastructure essential to our analyses. Finally, we acknowledge the enduring support for the construction and operation of the LHC and the CMS detector provided by the following funding agencies: BMWF and FWF (Austria); FNRS and FWO (Belgium); CNPq, CAPES, FAPERJ, and FAPESP (Brazil); MEYS (Bulgaria); CERN; CAS, MoST, and NSFC (China); COLCIENCIAS (Colombia); MSES (Croatia); RPF (Cyprus); MoER, SF0690030s09 and ERDF (Estonia); Academy of Finland, MEC, and HIP (Finland); CEA and CNRS/IN2P3 (France); BMBF, DFG, and HGF (Germany); GSRT (Greece); OTKA and NKTH (Hungary); DAE and DST (India); IPM (Iran); SFI (Ireland); INFN (Italy); NRF and WCU (Republic of Korea); LAS (Lithuania); CINVESTAV, CONACYT, SEP, and UASLP-FAI (Mexico); MSI (New Zealand); PAEC (Pakistan); MSHE and NSC (Poland); FCT (Portugal); JINR (Armenia, Belarus, Georgia, Ukraine, Uzbekistan); MON, RosAtom, RAS and RFBR (Russia); MSTD (Serbia); SEIDI and CPAN (Spain); Swiss Funding Agencies (Switzerland); NSC (Taipei); ThEP-Center, IPST and NSTDA (Thailand); TUBITAK and TAEK (Turkey); NASU (Ukraine); STFC (United Kingdom); DOE and NSF (USA).

Individuals have received support from the Marie-Curie programme and the European Research Council and EPLANET (European Union); the Leventis Foundation; the A. P. Sloan Foundation; the Alexander von Humboldt Foundation; the Belgian Federal Science Policy Office; the Fonds pour la Formation à la Recherche dans l'Industrie et dans l'Agriculture (FRIA-Belgium); the Agentschap voor Innovatie door Wetenschap en Technologie (IWT-Belgium); the Ministry of Education, Youth and Sports (MEYS) of Czech Republic; the Council of Science and Industrial Research, India; the Compagnia di San Paolo (Torino); and the HOMING PLUS programme of Foundation for Polish Science, cofinanced from European Union, Regional Development Fund.

References

- [1] S. L. Glashow, "Partial-Symmetries of Weak Interactions", *Nucl. Phys.* **22** (1961) 579, doi:10.1016/0029-5582(61)90469-2.
- [2] S. Weinberg, "A Model of Leptons", *Phys. Rev. Lett.* **19** (1967) 1264, doi:10.1103/PhysRevLett.19.1264.
- [3] A. Salam, "Weak and electromagnetic interactions", in *Elementary particle physics: relativistic groups and analyticity*, N. Svartholm, ed., p. 367. Almqvist & Wiksell, 1968. Proceedings of the eighth Nobel symposium.
- [4] F. Englert and R. Brout, "Broken Symmetry and the Mass of Gauge Vector Mesons", *Phys. Rev. Lett.* **13** (1964) 321, doi:10.1103/PhysRevLett.13.321.
- [5] P. W. Higgs, "Broken symmetries, massless particles and gauge fields", *Phys. Lett.* **12** (1964) 132, doi:10.1016/0031-9163(64)91136-9.
- [6] P. W. Higgs, "Broken Symmetries and the Masses of Gauge Bosons", *Phys. Rev. Lett.* **13** (1964) 508, doi:10.1103/PhysRevLett.13.508.
- [7] G. S. Guralnik, C. R. Hagen, and T. W. B. Kibble, "Global Conservation Laws and Massless Particles", *Phys. Rev. Lett.* **13** (1964) 585, doi:10.1103/PhysRevLett.13.585.
- [8] P. W. Higgs, "Spontaneous Symmetry Breakdown without Massless Bosons", *Phys. Rev.* **145** (1966) 1156, doi:10.1103/PhysRev.145.1156.
- [9] T. W. B. Kibble, "Symmetry breaking in non-Abelian gauge theories", *Phys. Rev.* **155** (1967) 1554, doi:10.1103/PhysRev.155.1554.
- [10] ALEPH, DELPHI, L3, OPAL Collaborations, and the LEP Working Group for Higgs boson searches, "Search for the standard model Higgs boson at LEP", *Phys. Lett. B* **565** (2003) 61, doi:10.1016/S0370-2693(03)00614-2, arXiv:hep-ex/0306033.
- [11] CDF and D0 Collaborations, "Combination of Tevatron searches for the standard model Higgs boson in the WW decay mode", *Phys. Rev. Lett.* **104** (2010) 061802, doi:10.1103/PhysRevLett.104.061802, arXiv:1001.4162.
- [12] L. Evans and P. Bryant, "LHC Machine", *JINST* **3** (2008) S08001, doi:10.1088/1748-0221/3/08/S08001.
- [13] CMS Collaboration, "Combined results of searches for the standard model Higgs boson in pp collisions at $\sqrt{s} = 7$ TeV", *Phys. Lett. B* **710** (2012) 26, doi:10.1016/j.physletb.2012.02.064, arXiv:1202.1488.
- [14] ATLAS Collaboration, "Observation of a new particle in the search for the Standard Model Higgs boson with the ATLAS detector at the LHC", *Phys. Lett. B* **716** (2012) 1, doi:10.1016/j.physletb.2012.08.020, arXiv:1207.7214.
- [15] CMS Collaboration, "Observation of a new boson at a mass of 125 GeV with the CMS experiment at the LHC", *Phys. Lett. B* **716** (2012) 30, doi:10.1016/j.physletb.2012.08.021, arXiv:1207.7235.
- [16] CMS Collaboration, "Observation of a new boson with mass near 125 GeV in pp collisions at $\sqrt{s} = 7$ and 8 TeV", (2013). arXiv:1303.4571. Submitted to JHEP.

- [17] D. A. Dicus and V. S. Mathur, "Upper bounds on the values of masses in unified gauge theories", *Phys. Rev. D* **7** (1973) 3111, doi:10.1103/PhysRevD.7.3111.
- [18] M. J. G. Veltman, "Second Threshold in Weak Interactions", *Acta Phys. Polon. B* **8** (1977) 475.
- [19] B. W. Lee, C. Quigg, and H. B. Thacker, "Weak Interactions at Very High-Energies: The Role of the Higgs Boson Mass", *Phys. Rev. D* **16** (1977) 1519, doi:10.1103/PhysRevD.16.1519.
- [20] B. W. Lee, C. Quigg, and H. B. Thacker, "The Strength of Weak Interactions at Very High-Energies and the Higgs Boson Mass", *Phys. Rev. Lett.* **38** (1977) 883, doi:10.1103/PhysRevLett.38.883.
- [21] G. Passarino, "WW scattering and perturbative unitarity", *Nucl. Phys. B* **343** (1990) 31, doi:10.1016/0550-3213(90)90593-3.
- [22] M. S. Chanowitz and M. K. Gaillard, "The TeV Physics of Strongly Interacting W's and Z's", *Nucl. Phys. B* **261** (1985) 379, doi:10.1016/0550-3213(85)90580-2.
- [23] M. J. Duncan, G. L. Kane, and W. W. Repko, "WW Physics at Future Colliders", *Nucl. Phys. B* **272** (1986) 517, doi:10.1016/0550-3213(86)90234-8.
- [24] D. A. Dicus and R. Vega, "WW Production from pp collisions", *Phys. Rev. Lett.* **57** (1986) 1110, doi:10.1103/PhysRevLett.57.1110.
- [25] J. Bagger et al., "CERN LHC analysis of the strongly interacting WW system: Gold-plated modes", *Phys. Rev. D* **52** (1995) 3878, doi:10.1103/PhysRevD.52.3878, arXiv:hep-ph/9504426.
- [26] A. Ballestrero et al., "How well can the LHC distinguish between the SM light Higgs scenario, a composite Higgs and the Higgsless case using VV scattering channels?", *JHEP* **11** (2009) 126, doi:10.1088/1126-6708/2009/11/126, arXiv:0909.3838.
- [27] I. Low, J. Lykken, and G. Shaughnessy, "Singlet scalars as Higgs imposters at the Large Hadron Collider", *Phys. Rev. D* **84** (2011) 035027, doi:10.1103/PhysRevD.84.035027, arXiv:1105.4587.
- [28] I. Low, J. Lykken, and G. Shaughnessy, "Have We Observed the Higgs (Imposter)?", *Phys. Rev. D* **86** (2012) 093012, doi:10.1103/PhysRevD.86.093012, arXiv:1207.1093.
- [29] G. C. Branco et al., "Theory and phenomenology of two-Higgs-doublet models", *Phys. Rept.* **516** (2012) 1, doi:10.1016/j.physrep.2012.02.002, arXiv:1106.0034.
- [30] N. Craig and T. Scott, "Exclusive Signals of an Extended Higgs Sector", *JHEP* **11** (2012) 083, doi:10.1007/JHEP11(2012)083, arXiv:1207.4835.
- [31] B. Patt and F. Wilczek, "Higgs-field portal into hidden sectors", (2006). arXiv:hep-ph/0605188.
- [32] CMS Collaboration, "The CMS experiment at the CERN LHC", *JINST* **3** (2008) S08004, doi:10.1088/1748-0221/3/08/S08004.

- [33] S. Alioli et al., “NLO vector-boson production matched with shower in POWHEG”, *JHEP* **07** (2008) 060, doi:10.1088/1126-6708/2008/07/060, arXiv:0805.4802.
- [34] P. Nason, “A new method for combining NLO QCD with shower Monte Carlo algorithms”, *JHEP* **11** (2004) 040, doi:10.1088/1126-6708/2004/11/040, arXiv:hep-ph/0409146.
- [35] S. Frixione, P. Nason, and C. Oleari, “Matching NLO QCD computations with Parton Shower simulations: the POWHEG method”, *JHEP* **11** (2007) 070, doi:10.1088/1126-6708/2007/11/070, arXiv:0709.2092.
- [36] Y. Gao et al., “Spin determination of single-produced resonances at hadron colliders”, *Phys. Rev. D* **81** (2010) 075022, doi:10.1103/PhysRevD.81.075022, arXiv:1001.3396.
- [37] T. Sjöstrand, S. Mrenna, and P. Z. Skands, “PYTHIA 6.4 Physics and Manual”, *JHEP* **05** (2006) 026, doi:10.1088/1126-6708/2006/05/026, arXiv:hep-ph/0603175.
- [38] C. Anastasiou, R. Boughezal, and F. Petriello, “Mixed QCD-electroweak corrections to Higgs boson production in gluon fusion”, *JHEP* **04** (2009) 003, doi:10.1088/1126-6708/2009/04/003, arXiv:0811.3458.
- [39] D. de Florian and M. Grazzini, “Higgs production through gluon fusion: updated cross sections at the Tevatron and the LHC”, *Phys. Lett. B* **674** (2009) 291, doi:10.1016/j.physletb.2009.03.033, arXiv:0901.2427.
- [40] J. Baglio and A. Djouadi, “Higgs production at the LHC”, *JHEP* **03** (2011) 055, doi:10.1007/JHEP03(2011)055, arXiv:1012.0530.
- [41] LHC Higgs Cross Section Working Group, “Handbook of LHC Higgs Cross Sections: 1. Inclusive Observables”, CERN Report CERN-2011-002, (2011).
- [42] A. Djouadi, M. Spira, and P. M. Zerwas, “Production of Higgs bosons in proton colliders: QCD corrections”, *Phys. Lett. B* **264** (1991) 440, doi:10.1016/0370-2693(91)90375-Z.
- [43] S. Dawson, “Radiative corrections to Higgs boson production”, *Nucl. Phys. B* **359** (1991) 283, doi:10.1016/0550-3213(91)90061-2.
- [44] M. Spira et al., “Higgs boson production at the LHC”, *Nucl. Phys. B* **453** (1995) 17, doi:10.1016/0550-3213(95)00379-7, arXiv:hep-ph/9504378.
- [45] R. V. Harlander and W. B. Kilgore, “Next-to-next-to-leading order Higgs production at hadron colliders”, *Phys. Rev. Lett.* **88** (2002) 201801, doi:10.1103/PhysRevLett.88.201801, arXiv:hep-ph/0201206.
- [46] C. Anastasiou and K. Melnikov, “Higgs boson production at hadron colliders in NNLO QCD”, *Nucl. Phys. B* **646** (2002) 220, doi:10.1016/S0550-3213(02)00837-4, arXiv:hep-ph/0207004.
- [47] V. Ravindran, J. Smith, and W. L. van Neerven, “NNLO corrections to the total cross section for Higgs boson production in hadron-hadron collisions”, *Nucl. Phys. B* **665** (2003) 325, doi:10.1016/S0550-3213(03)00457-7, arXiv:hep-ph/0302135.

- [48] S. Catani et al., “Soft-gluon resummation for Higgs boson production at hadron colliders”, *JHEP* **07** (2003) 028, doi:10.1088/1126-6708/2003/07/028, arXiv:hep-ph/0306211.
- [49] S. Actis et al., “NLO electroweak corrections to Higgs boson production at hadron colliders”, *Phys. Lett. B* **670** (2008) 12, doi:10.1016/j.physletb.2008.10.018, arXiv:0809.1301.
- [50] M. Ciccolini, A. Denner, and S. Dittmaier, “Strong and electroweak corrections to the production of Higgs + 2-jets via weak interactions at the LHC”, *Phys. Rev. Lett.* **99** (2007) 161803, doi:10.1103/PhysRevLett.99.161803, arXiv:0707.0381.
- [51] M. Ciccolini, A. Denner, and S. Dittmaier, “Electroweak and QCD corrections to Higgs production via vector-boson fusion at the LHC”, *Phys. Rev. D* **77** (2008) 013002, doi:10.1103/PhysRevD.77.013002, arXiv:0710.4749.
- [52] T. Figy, C. Oleari, and D. Zeppenfeld, “Next-to-leading order jet distributions for Higgs boson production via weak-boson fusion”, *Phys. Rev. D* **68** (2003) 073005, doi:10.1103/PhysRevD.68.073005, arXiv:hep-ph/0306109.
- [53] K. Arnold et al., “VBFNLO: A parton level Monte Carlo for processes with electroweak bosons”, *Comput. Phys. Commun.* **180** (2009) 1661, doi:10.1016/j.cpc.2009.03.006, arXiv:0811.4559.
- [54] P. Bolzoni et al., “Higgs production via vector-boson fusion at NNLO in QCD”, *Phys. Rev. Lett.* **105** (2010) 011801, doi:10.1103/PhysRevLett.105.011801, arXiv:1003.4451.
- [55] G. Passarino, C. Sturm, and S. Uccirati, “Higgs Pseudo-Observables, Second Riemann Sheet and All That”, *Nucl. Phys. B* **834** (2010) 77, doi:10.1016/j.nuclphysb.2010.03.013, arXiv:1001.3360.
- [56] S. Gorja, G. Passarino, and D. Rosco, “The Higgs Boson Lineshape”, *Nucl. Phys. B* **864** (2012) 530, doi:10.1016/j.nuclphysb.2012.07.006, arXiv:1112.5517.
- [57] N. Kauer and G. Passarino, “Inadequacy of zero-width approximation for a light Higgs boson signal”, *JHEP* **08** (2012) 116, doi:10.1007/JHEP08(2012)116, arXiv:1206.4803.
- [58] G. Passarino, “Higgs Interference Effects in $gg \rightarrow ZZ$ and their Uncertainty”, *JHEP* **08** (2012) 146, doi:10.1007/JHEP08(2012)146, arXiv:1206.3824.
- [59] J. M. Campbell, R. Ellis, and C. Williams, “Gluon-Gluon Contributions to WW Production and Higgs Interference Effects”, *JHEP* **10** (2011) 0055, doi:10.1007/JHEP10(2011)005, arXiv:1107.5569.
- [60] N. Kauer, “Signal-background interference in $gg \rightarrow H \rightarrow VV$ ”, (2012). arXiv:1201.1667.
- [61] J. Alwall et al., “MadGraph/MadEvent v4: the new web generation”, *JHEP* **09** (2007) 028, doi:10.1088/1126-6708/2007/09/028, arXiv:0706.2334.
- [62] T. Binoth et al., “Gluon-induced W-boson pair production at the LHC”, *JHEP* **12** (2006) 046, doi:10.1088/1126-6708/2006/12/046.

- [63] T. Binoth, N. Kauer, and P. Mertsch, “Gluon-induced QCD corrections to $pp \rightarrow ZZ \rightarrow \ell\bar{\ell}\ell'\bar{\ell}'$ ”, in *Proceedings of the XVI Int. Workshop on Deep-Inelastic Scattering and Related Topics (DIS'07)*. 2008. arXiv:0807.0024.
doi:10.3360/dis.2008.142.
- [64] H.-L. Lai et al., “Uncertainty induced by QCD coupling in the CTEQ global analysis of parton distributions”, *Phys. Rev. D* **82** (2010) 054021,
doi:10.1103/PhysRevD.82.054021, arXiv:1004.4624.
- [65] H.-L. Lai et al., “New parton distributions for collider physics”, *Phys. Rev. D* **82** (2010) 074024, doi:10.1103/PhysRevD.82.074024, arXiv:1007.2241.
- [66] S. Jadach et al., “The tau decay library TAUOLA, version 2.4”, *Comput. Phys. Commun.* **76** (1993) 361, doi:10.1016/0010-4655(93)90061-G.
- [67] J. Allison et al., “Geant4 developments and applications”, *IEEE Trans. Nucl. Sci.* **53** (2006) 270, doi:10.1109/TNS.2006.869826.
- [68] CMS Collaboration, “Measurement of the underlying event activity at the LHC with $\sqrt{s} = 7$ TeV and comparison with $\sqrt{s} = 0.9$ TeV”, *JHEP* **09** (2011) 109,
doi:10.1007/JHEP09(2011)109, arXiv:1107.0330.
- [69] CMS Collaboration, “Particle-Flow Event Reconstruction in CMS and Performance for Jets, Taus, and MET”, CMS Physics Analysis Summary CMS-PAS-PFT-09-001, (2009).
- [70] CMS Collaboration, “Commissioning of the Particle-Flow Reconstruction in Minimum-Bias and Jet Events from pp Collisions at 7 TeV”, CMS Physics Analysis Summary CMS-PAS-PFT-10-002, (2010).
- [71] S. Baffioni et al., “Electron reconstruction in CMS”, *Eur. Phys. J. C* **49** (2007) 1099,
doi:10.1140/epjc/s10052-006-0175-5.
- [72] CMS Collaboration, “Electron reconstruction and identification at $\sqrt{s} = 7$ TeV”, CMS Physics Analysis Summary CMS-PAS-EGM-10-004, (2010).
- [73] CMS Collaboration, “Commissioning of the particle-flow event reconstruction with leptons from J/ψ and W decays at 7 TeV”, CMS Physics Analysis Summary CMS-PAS-PFT-10-003, (2010).
- [74] CMS Collaboration, “Performance of τ -lepton reconstruction and identification in CMS”, *JINST* **7** (2012) P01001, doi:10.1088/1748-0221/7/01/P01001,
arXiv:1109.6034.
- [75] M. Cacciari, G. P. Salam, and G. Soyez, “The anti- k_t jet clustering algorithm”, *JHEP* **04** (2008) 063, doi:10.1088/1126-6708/2008/04/063, arXiv:0802.1189.
- [76] M. Cacciari, G. P. Salam, and G. Soyez, “FastJet user manual”, *Eur. Phys. J. C* **72** (2012) 1896, doi:10.1140/epjc/s10052-012-1896-2, arXiv:1111.6097.
- [77] CMS Collaboration, “Determination of Jet Energy Calibration and Transverse Momentum Resolution in CMS”, *JINST* **6** (2011) P11002,
doi:10.1088/1748-0221/6/11/P11002, arXiv:1107.4277.
- [78] M. Cacciari, G. P. Salam, and G. Soyez, “The catchment area of jets”, *JHEP* **04** (2008) 005, doi:10.1088/1126-6708/2008/04/005, arXiv:0802.1188.

- [79] CMS Collaboration, "Identification of b-quark jets with the CMS experiment", *JINST* **8** (2013) P04013, doi:10.1088/1748-0221/8/04/P04013, arXiv:1211.4462.
- [80] M. Cacciari and G. P. Salam, "Pileup subtraction using jet areas", *Phys. Lett. B* **659** (2008) 119, doi:10.1016/j.physletb.2007.09.077, arXiv:0707.1378.
- [81] CMS Collaboration, "Measurement of the inclusive W and Z Production cross sections in pp Collisions at $\sqrt{s} = 7$ TeV", *JHEP* **10** (2011) 132, doi:10.1007/JHEP10(2011)132, arXiv:1107.4789.
- [82] ATLAS and CMS Collaborations, LHC Higgs Combination Group, "Procedure for the LHC Higgs boson search combination in Summer 2011", Technical Report ATL-PHYS-PUB 2011-11, CMS NOTE 2011/005, (2011).
- [83] CMS Collaboration, "Search for the standard model Higgs boson decaying to a W pair in the fully leptonic final state in pp collisions at $\sqrt{s} = 7$ TeV", *Phys. Lett. B* **710** (2012) 91, doi:10.1016/j.physletb.2012.02.076, arXiv:1202.1489.
- [84] A. Hoecker et al., "TMVA – toolkit for multivariate data analysis with ROOT", (2007). arXiv:physics/0703039.
- [85] R. Cahn et al., "Transverse-momentum signatures for heavy Higgs bosons", *Phys. Rev. D* **35** (1987) 1626, doi:10.1103/PhysRevD.35.1626.
- [86] S. Alekhin et al., "The PDF4LHC Working Group Interim Report", (2011). arXiv:1101.0536.
- [87] M. Botje et al., "The PDF4LHC Working Group Interim Recommendations", (2011). arXiv:1101.0538.
- [88] H.-L. Lai et al., "New parton distributions for collider physics", *Phys. Rev. D* **82** (2010) 074024, doi:10.1103/PhysRevD.82.074024, arXiv:1007.2241.
- [89] A. D. Martin et al., "Parton distributions for the LHC", *Eur. Phys. J. C* **63** (2009) 189, doi:10.1140/epjc/s10052-009-1072-5, arXiv:0901.0002.
- [90] R. D. Ball et al., "Impact of heavy quark masses on parton distributions and LHC phenomenology", *Nucl. Phys. B* **849** (2011) 296, doi:10.1016/j.nuclphysb.2011.03.021, arXiv:1101.1300.
- [91] T. Junk, "Confidence level computation for combining searches with small statistics", *Nucl. Instrum. Meth. A* **434** (1999) 435, doi:10.1016/S0168-9002(99)00498-2, arXiv:hep-ex/9902006.
- [92] A. L. Read, "Presentation of search results: the CL_s technique", *J. Phys. G: Nucl. Part. Phys.* **28** (2002) 2693, doi:10.1088/0954-3899/28/10/313.
- [93] B. A. Dobrescu and J. D. Lykken, "Semileptonic decays of the standard Higgs boson", *JHEP* **04** (2010) 083, doi:10.1007/JHEP04(2010)083, arXiv:0912.3543.
- [94] CMS Collaboration, "Search for the standard model Higgs boson in the decay channel $H \rightarrow ZZ \rightarrow 4\ell$ in pp collisions at $\sqrt{s} = 7$ TeV", *Phys. Rev. Lett.* **108** (2012) 111804, doi:10.1103/PhysRevLett.108.111804, arXiv:1202.1997.

- [95] CMS Collaboration, "Search for the standard model Higgs boson in the $H \rightarrow ZZ \rightarrow \ell\ell\tau\tau$ decay channel in pp collisions at $\sqrt{s} = 7$ TeV", *JHEP* **03** (2012) 081, doi:10.1007/JHEP03(2012)081, arXiv:1202.3617.
- [96] J. M. Campbell and R. K. Ellis, "MCFM for the Tevatron and the LHC", *Nucl. Phys. Proc. Suppl.* **205** (2010) 10, doi:10.1016/j.nuclphysbps.2010.08.011, arXiv:1007.3492.
- [97] J. M. Campbell and R. K. Ellis, "An update on vector boson pair production at hadron colliders", *Phys. Rev. D* **60** (1999) 113006, doi:10.1103/PhysRevD.60.113006, arXiv:hep-ph/9905386.
- [98] J. M. Campbell, R. K. Ellis, and C. Williams, "Vector boson pair production at the LHC", *JHEP* **07** (2011) 018, doi:10.1007/JHEP07(2011)018, arXiv:1105.0020.
- [99] N. Cabibbo and A. Maksymowicz, "Angular Correlations in K_{e4} Decays and Determination of Low-Energy π - π Phase Shifts", *Phys. Rev. B* **137** (1965) 438, doi:10.1103/PhysRev.137.B438. Also Erratum, *Phys. Rev.* **168** (1968) 1926 doi:10.1103/PhysRev.168.1926.
- [100] A. De Rujula et al., "Higgs look-alikes at the LHC", *Phys. Rev. D* **82** (2010) 013003, doi:10.1103/PhysRevD.82.013003, arXiv:1001.5300.
- [101] CMS Collaboration, "Search for a Higgs boson in the decay channel $H \rightarrow ZZ^* \rightarrow q\bar{q}\ell^+\ell^-$ in pp collisions at $\sqrt{s} = 7$ TeV", *JHEP* **04** (2012) 036, doi:10.1007/JHEP04(2012)036, arXiv:1202.1416.
- [102] CMS Collaboration, "Missing transverse energy performance of the CMS detector", *JINST* **6** (2011) P09001, doi:10.1088/1748-0221/6/09/P09001.
- [103] M. Oreglia, "A study of the reactions $\psi' \rightarrow \gamma\gamma\psi$ ". PhD thesis, Stanford University, 1980. SLAC-0236.
- [104] J. E. Gaiser, "Charmonium spectroscopy from radiative decays of the J/ψ and ψ' ". PhD thesis, Stanford University, 1982. SLAC-R-225.
- [105] T. Skwarnicki, "A study of the radiative cascade transitions between the Y and Y' resonances". PhD thesis, DESY, 1986. DESY F31-86-02.
- [106] CMS Collaboration, "Search for the standard model Higgs boson in the $H \rightarrow ZZ \rightarrow 2\ell 2\nu$ channel in pp collisions at $\sqrt{s} = 7$ TeV", *JHEP* **03** (2012) 040, doi:10.1007/JHEP03(2012)040, arXiv:1202.3478.

A The CMS Collaboration

Yerevan Physics Institute, Yerevan, Armenia

S. Chatrchyan, V. Khachatryan, A.M. Sirunyan, A. Tumasyan

Institut für Hochenergiephysik der OeAW, Wien, Austria

W. Adam, T. Bergauer, M. Dragicevic, J. Erö, C. Fabjan¹, M. Friedl, R. Frühwirth¹, V.M. Ghete, N. Hörmann, J. Hrubec, M. Jeitler¹, W. Kiesenhofer, V. Knünz, M. Krammer¹, I. Krätschmer, D. Liko, I. Mikulec, D. Rabady², B. Rahbaran, C. Rohringer, H. Rohringer, R. Schöfbeck, J. Strauss, A. Taurok, W. Treberer-treberspurg, W. Waltenberger, C.-E. Wulz¹

National Centre for Particle and High Energy Physics, Minsk, Belarus

V. Mossolov, N. Shumeiko, J. Suarez Gonzalez

Universiteit Antwerpen, Antwerpen, Belgium

S. Alderweireldt, M. Bansal, S. Bansal, T. Cornelis, E.A. De Wolf, X. Janssen, A. Knutsson, S. Luyckx, L. Mucibello, S. Ochesanu, B. Roland, R. Rougny, H. Van Haevevermaet, P. Van Mechelen, N. Van Remortel, A. Van Spilbeeck

Vrije Universiteit Brussel, Brussel, Belgium

F. Blekman, S. Blyweert, J. D'Hondt, A. Kalogeropoulos, J. Keaveney, M. Maes, A. Olbrechts, S. Tavernier, W. Van Doninck, P. Van Mulders, G.P. Van Onsem, I. Villella

Université Libre de Bruxelles, Bruxelles, Belgium

B. Clerbaux, G. De Lentdecker, A.P.R. Gay, T. Hreus, A. Léonard, P.E. Marage, A. Mohammadi, T. Reis, L. Thomas, C. Vander Velde, P. Vanlaer, J. Wang

Ghent University, Ghent, Belgium

V. Adler, K. Beernaert, L. Benucci, A. Cimmino, S. Costantini, S. Dildick, G. Garcia, B. Klein, J. Lellouch, A. Marinov, J. McCartin, A.A. Ocampo Rios, D. Ryckbosch, M. Sigamani, N. Strobbe, F. Thyssen, M. Tytgat, S. Walsh, E. Yazgan, N. Zaganidis

Université Catholique de Louvain, Louvain-la-Neuve, Belgium

S. Basegmez, G. Bruno, R. Castello, L. Ceard, C. Delaere, T. du Pree, D. Favart, L. Forthomme, A. Giammanco³, J. Hollar, V. Lemaitre, J. Liao, O. Militaru, C. Nuttens, D. Pagano, A. Pin, K. Piotrkowski, A. Popov⁴, M. Selvaggi, J.M. Vizan Garcia

Université de Mons, Mons, Belgium

N. Belyi, T. Caebergs, E. Daubie, G.H. Hammad

Centro Brasileiro de Pesquisas Físicas, Rio de Janeiro, Brazil

G.A. Alves, M. Correa Martins Junior, T. Martins, M.E. Pol, M.H.G. Souza

Universidade do Estado do Rio de Janeiro, Rio de Janeiro, Brazil

W.L. Aldá Júnior, W. Carvalho, J. Chinellato⁵, A. Custódio, E.M. Da Costa, D. De Jesus Damiao, C. De Oliveira Martins, S. Fonseca De Souza, H. Malbouisson, M. Malek, D. Matos Figueiredo, L. Mundim, H. Nogima, W.L. Prado Da Silva, A. Santoro, L. Soares Jorge, A. Sznajder, E.J. Tonelli Manganote⁵, A. Vilela Pereira

Universidade Estadual Paulista ^a, Universidade Federal do ABC ^b, São Paulo, Brazil

T.S. Anjos^b, C.A. Bernardes^b, F.A. Dias^{a,6}, T.R. Fernandez Perez Tomei^a, E.M. Gregores^b, C. Lagana^a, F. Marinho^a, P.G. Mercadante^b, S.F. Novaes^a, Sandra S. Padula^a

Institute for Nuclear Research and Nuclear Energy, Sofia, Bulgaria

V. Genchev², P. Iaydjiev², S. Piperov, M. Rodozov, S. Stoykova, G. Sultanov, V. Tcholakov, R. Trayanov, M. Vutova

University of Sofia, Sofia, Bulgaria

A. Dimitrov, R. Hadjiiska, V. Kozhuharov, L. Litov, B. Pavlov, P. Petkov

Institute of High Energy Physics, Beijing, China

J.G. Bian, G.M. Chen, H.S. Chen, C.H. Jiang, D. Liang, S. Liang, X. Meng, J. Tao, J. Wang, X. Wang, Z. Wang, H. Xiao, M. Xu

State Key Laboratory of Nuclear Physics and Technology, Peking University, Beijing, China

C. Asawatangtrakuldee, Y. Ban, Y. Guo, Q. Li, W. Li, S. Liu, Y. Mao, S.J. Qian, D. Wang, L. Zhang, W. Zou

Universidad de Los Andes, Bogota, Colombia

C. Avila, C.A. Carrillo Montoya, J.P. Gomez, B. Gomez Moreno, J.C. Sanabria

Technical University of Split, Split, Croatia

N. Godinovic, D. Lelas, R. Plestina⁷, D. Polic, I. Puljak

University of Split, Split, Croatia

Z. Antunovic, M. Kovac

Institute Rudjer Boskovic, Zagreb, Croatia

V. Brigljevic, S. Duric, K. Kadija, J. Luetic, D. Mekterovic, S. Morovic, L. Tikvica

University of Cyprus, Nicosia, Cyprus

A. Attikis, G. Mavromanolakis, J. Mousa, C. Nicolaou, F. Ptochos, P.A. Razis

Charles University, Prague, Czech Republic

M. Finger, M. Finger Jr.

Academy of Scientific Research and Technology of the Arab Republic of Egypt, Egyptian Network of High Energy Physics, Cairo, Egypt

Y. Assran⁸, A. Ellithi Kamel⁹, M.A. Mahmoud¹⁰, A. Mahrous¹¹, A. Radi^{12,13}

National Institute of Chemical Physics and Biophysics, Tallinn, Estonia

M. Kadastik, M. Müntel, M. Murumaa, M. Raidal, L. Rebane, A. Tiko

Department of Physics, University of Helsinki, Helsinki, Finland

P. Eerola, G. Fedi, M. Voutilainen

Helsinki Institute of Physics, Helsinki, Finland

J. Härkönen, V. Karimäki, R. Kinnunen, M.J. Kortelainen, T. Lampén, K. Lassila-Perini, S. Lehti, T. Lindén, P. Luukka, T. Mäenpää, T. Peltola, E. Tuominen, J. Tuominiemi, E. Tuovinen, L. Wendland

Lappeenranta University of Technology, Lappeenranta, Finland

A. Korpela, T. Tuuva

DSM/IRFU, CEA/Saclay, Gif-sur-Yvette, France

M. Besancon, S. Choudhury, F. Couderc, M. Dejardin, D. Denegri, B. Fabbro, J.L. Faure, F. Ferri, S. Ganjour, A. Givernaud, P. Gras, G. Hamel de Monchenault, P. Jarry, E. Locci, J. Malcles, L. Millischer, A. Nayak, J. Rander, A. Rosowsky, M. Titov

Laboratoire Leprince-Ringuet, Ecole Polytechnique, IN2P3-CNRS, Palaiseau, France

S. Baffioni, F. Beaudette, L. Benhabib, L. Bianchini, M. Bluj¹⁴, P. Busson, C. Charlot, N. Daci, T. Dahms, M. Dalchenko, L. Dobrzynski, A. Florent, R. Granier de Cassagnac, M. Haguenaer, P. Miné, C. Mironov, I.N. Naranjo, M. Nguyen, C. Ochando, P. Paganini, D. Sabes, R. Salerno, Y. Sirois, C. Veelken, A. Zabi

Institut Pluridisciplinaire Hubert Curien, Université de Strasbourg, Université de Haute Alsace Mulhouse, CNRS/IN2P3, Strasbourg, France

J.-L. Agram¹⁵, J. Andrea, D. Bloch, D. Bodin, J.-M. Brom, E.C. Chabert, C. Collard, E. Conte¹⁵, F. Drouhin¹⁵, J.-C. Fontaine¹⁵, D. Gelé, U. Goerlach, C. Goetzmann, P. Juillot, A.-C. Le Bihan, P. Van Hove

Université de Lyon, Université Claude Bernard Lyon 1, CNRS-IN2P3, Institut de Physique Nucléaire de Lyon, Villeurbanne, France

S. Beauceron, N. Beaupere, O. Bondu, G. Boudoul, S. Brochet, J. Chasserat, R. Chierici², D. Contardo, P. Depasse, H. El Mamouni, J. Fay, S. Gascon, M. Gouzevitch, B. Ille, T. Kurca, M. Lethuillier, L. Mirabito, S. Perries, L. Sgandurra, V. Sordini, Y. Tschudi, M. Vander Donckt, P. Verdier, S. Viret

Institute of High Energy Physics and Informatization, Tbilisi State University, Tbilisi, Georgia

Z. Tsamalaidze¹⁶

RWTH Aachen University, I. Physikalisches Institut, Aachen, Germany

C. Autermann, S. Beranek, B. Calpas, M. Edelhoff, L. Feld, N. Heracleous, O. Hindrichs, K. Klein, J. Merz, A. Ostapchuk, A. Perieanu, F. Raupach, J. Sammet, S. Schael, D. Sprenger, H. Weber, B. Wittmer, V. Zhukov⁴

RWTH Aachen University, III. Physikalisches Institut A, Aachen, Germany

M. Ata, J. Caudron, E. Dietz-Laursonn, D. Duchardt, M. Erdmann, R. Fischer, A. Güth, T. Hebbeker, C. Heidemann, K. Hoepfner, D. Klingebiel, P. Kreuzer, M. Merschmeyer, A. Meyer, M. Olschewski, K. Padeken, P. Papacz, H. Pieta, H. Reithler, S.A. Schmitz, L. Sonnenschein, J. Steggemann, D. Teyssier, S. Thüer, M. Weber

RWTH Aachen University, III. Physikalisches Institut B, Aachen, Germany

V. Cherepanov, Y. Erdogan, G. Flügge, H. Geenen, M. Geisler, W. Haj Ahmad, F. Hoehle, B. Kargoll, T. Kress, Y. Kuessel, J. Lingemann², A. Nowack, I.M. Nugent, L. Perchalla, O. Pooth, A. Stahl

Deutsches Elektronen-Synchrotron, Hamburg, Germany

M. Aldaya Martin, I. Asin, N. Bartosik, J. Behr, W. Behrenhoff, U. Behrens, M. Bergholz¹⁷, A. Bethani, K. Borras, A. Burgmeier, A. Cakir, L. Calligaris, A. Campbell, F. Costanza, D. Dammann, C. Diez Pardos, T. Dorland, G. Eckerlin, D. Eckstein, G. Flucke, A. Geiser, I. Glushkov, P. Gunnellini, S. Habib, J. Hauk, G. Hellwig, H. Jung, M. Kasemann, P. Katsas, C. Kleinwort, H. Kluge, M. Krämer, D. Krücker, E. Kuznetsova, W. Lange, J. Leonard, K. Lipka, W. Lohmann¹⁷, B. Lutz, R. Mankel, I. Marfin, M. Marienfeld, I.-A. Melzer-Pellmann, A.B. Meyer, J. Mnich, A. Mussgiller, S. Naumann-Emme, O. Novgorodova, F. Nowak, J. Olzem, H. Perrey, A. Petrukhin, D. Pitzl, A. Raspereza, P.M. Ribeiro Cipriano, C. Riedl, E. Ron, M. Rosin, J. Salfeld-Nebgen, R. Schmidt¹⁷, T. Schoerner-Sadenius, N. Sen, M. Stein, R. Walsh, C. Wissing

University of Hamburg, Hamburg, Germany

V. Blobel, H. Enderle, J. Erfle, U. Gebbert, M. Görner, M. Gosselink, J. Haller, K. Heine, R.S. Höing, K. Kaschube, G. Kaussen, H. Kirschenmann, R. Klanner, J. Lange, T. Peiffer, N. Pietsch, D. Rathjens, C. Sander, H. Schettler, P. Schleper, E. Schlieckau, A. Schmidt, T. Schum, M. Seidel, J. Sibille¹⁸, V. Sola, H. Stadie, G. Steinbrück, J. Thomsen, L. Vanelderen

Institut für Experimentelle Kernphysik, Karlsruhe, Germany

C. Barth, C. Baus, J. Berger, C. Böser, T. Chwalek, W. De Boer, A. Descroix, A. Dierlamm,

M. Feindt, M. Guthoff², C. Hackstein, F. Hartmann², T. Hauth², M. Heinrich, H. Held, K.H. Hoffmann, U. Husemann, I. Katkov⁴, J.R. Komaragiri, A. Kornmayer², P. Lobelle Pardo, D. Martschei, S. Mueller, Th. Müller, M. Niegel, A. Nürnberg, O. Oberst, J. Ott, G. Quast, K. Rabbertz, F. Ratnikov, N. Ratnikova, S. Röcker, F.-P. Schilling, G. Schott, H.J. Simonis, F.M. Stober, D. Troendle, R. Ulrich, J. Wagner-Kuhr, S. Wayand, T. Weiler, M. Zeise

Institute of Nuclear and Particle Physics (INPP), NCSR Demokritos, Aghia Paraskevi, Greece

G. Anagnostou, G. Daskalakis, T. Gerasis, S. Kesisoglou, A. Kyriakis, D. Loukas, A. Markou, C. Markou, E. Ntomari

University of Athens, Athens, Greece

L. Gouskos, T.J. Mertzimekis, A. Panagiotou, N. Saoulidou, E. Stiliaris

University of Ioánnina, Ioánnina, Greece

X. Aslanoglou, I. Evangelou, G. Flouris, C. Foudas, P. Kokkas, N. Manthos, I. Papadopoulos, E. Paradis

KFKI Research Institute for Particle and Nuclear Physics, Budapest, Hungary

G. Bencze, C. Hajdu, P. Hidas, D. Horvath¹⁹, B. Radics, F. Sikler, V. Veszpremi, G. Vesztergombi²⁰, A.J. Zsigmond

Institute of Nuclear Research ATOMKI, Debrecen, Hungary

N. Beni, S. Czellar, J. Molnar, J. Palinkas, Z. Szillasi

University of Debrecen, Debrecen, Hungary

J. Karacsi, P. Raics, Z.L. Trocsanyi, B. Ujvari

Panjab University, Chandigarh, India

S.B. Beri, V. Bhatnagar, N. Dhingra, R. Gupta, M. Kaur, M.Z. Mehta, M. Mittal, N. Nishu, L.K. Saini, A. Sharma, J.B. Singh

University of Delhi, Delhi, India

Ashok Kumar, Arun Kumar, S. Ahuja, A. Bhardwaj, B.C. Choudhary, S. Malhotra, M. Naimuddin, K. Ranjan, P. Saxena, V. Sharma, R.K. Shivpuri

Saha Institute of Nuclear Physics, Kolkata, India

S. Banerjee, S. Bhattacharya, K. Chatterjee, S. Dutta, B. Gomber, Sa. Jain, Sh. Jain, R. Khurana, A. Modak, S. Mukherjee, D. Roy, S. Sarkar, M. Sharan

Bhabha Atomic Research Centre, Mumbai, India

A. Abdulsalam, D. Dutta, S. Kailas, V. Kumar, A.K. Mohanty², L.M. Pant, P. Shukla, A. Topkar

Tata Institute of Fundamental Research - EHEP, Mumbai, India

T. Aziz, R.M. Chatterjee, S. Ganguly, M. Guchait²¹, A. Gurtu²², M. Maity²³, G. Majumder, K. Mazumdar, G.B. Mohanty, B. Parida, K. Sudhakar, N. Wickramage

Tata Institute of Fundamental Research - HECR, Mumbai, India

S. Banerjee, S. Dugad

Institute for Research in Fundamental Sciences (IPM), Tehran, Iran

H. Arfaei²⁴, H. Bakhshiansohi, S.M. Etesami²⁵, A. Fahim²⁴, H. Hesari, A. Jafari, M. Khakzad, M. Mohammadi Najafabadi, S. Paktinat Mehdiabadi, B. Safarzadeh²⁶, M. Zeinali

University College Dublin, Dublin, Ireland

M. Grunewald

INFN Sezione di Bari ^a, Università di Bari ^b, Politecnico di Bari ^c, Bari, Italy

M. Abbrescia^{a,b}, L. Barbone^{a,b}, C. Calabria^{a,b,2}, S.S. Chhibra^{a,b}, A. Colaleo^a, D. Creanza^{a,c}, N. De Filippis^{a,c,2}, M. De Palma^{a,b}, L. Fiore^a, G. Iaselli^{a,c}, G. Maggi^{a,c}, M. Maggi^a, B. Marangelli^{a,b}, S. My^{a,c}, S. Nuzzo^{a,b}, N. Pacifico^a, A. Pompili^{a,b}, G. Pugliese^{a,c}, G. Selvaggi^{a,b}, L. Silvestris^a, G. Singh^{a,b}, R. Venditti^{a,b}, P. Verwilligen^a, G. Zito^a

INFN Sezione di Bologna ^a, Università di Bologna ^b, Bologna, Italy

G. Abbiendi^a, A.C. Benvenuti^a, D. Bonacorsi^{a,b}, S. Braibant-Giacomelli^{a,b}, L. Brigliadori^{a,b}, R. Campanini^{a,b}, P. Capiluppi^{a,b}, A. Castro^{a,b}, F.R. Cavallo^a, M. Cuffiani^{a,b}, G.M. Dallavalle^a, F. Fabbri^a, A. Fanfani^{a,b}, D. Fasanella^{a,b}, P. Giacomelli^a, C. Grandi^a, L. Guiducci^{a,b}, S. Marcellini^a, G. Masetti^a, M. Meneghelli^{a,b,2}, A. Montanari^a, F.L. Navarra^{a,b}, F. Odorici^a, A. Perrotta^a, F. Primavera^{a,b}, A.M. Rossi^{a,b}, T. Rovelli^{a,b}, G.P. Siroli^{a,b}, N. Tosi^{a,b}, R. Travaglini^{a,b}

INFN Sezione di Catania ^a, Università di Catania ^b, Catania, Italy

S. Albero^{a,b}, M. Chiorboli^{a,b}, S. Costa^{a,b}, R. Potenza^{a,b}, A. Tricomi^{a,b}, C. Tuve^{a,b}

INFN Sezione di Firenze ^a, Università di Firenze ^b, Firenze, Italy

G. Barbagli^a, V. Ciulli^{a,b}, C. Civinini^a, R. D'Alessandro^{a,b}, E. Focardi^{a,b}, S. Frosali^{a,b}, E. Gallo^a, S. Gonzi^{a,b}, P. Lenzi^{a,b}, M. Meschini^a, S. Paoletti^a, G. Sguazzoni^a, A. Tropiano^{a,b}

INFN Laboratori Nazionali di Frascati, Frascati, Italy

L. Benussi, S. Bianco, F. Fabbri, D. Piccolo

INFN Sezione di Genova ^a, Università di Genova ^b, Genova, Italy

P. Fabbri^a, R. Musenich^a, S. Tosi^{a,b}

INFN Sezione di Milano-Bicocca ^a, Università di Milano-Bicocca ^b, Milano, Italy

A. Benaglia^a, F. De Guio^{a,b}, L. Di Matteo^{a,b,2}, S. Fiorendi^{a,b}, S. Gennai^{a,2}, A. Ghezzi^{a,b}, P. Govoni, M.T. Lucchini², S. Malvezzi^a, R.A. Manzoni^{a,b}, A. Martelli^{a,b}, A. Massironi^{a,b}, D. Menasce^a, L. Moroni^a, M. Paganoni^{a,b}, D. Pedrini^a, S. Ragazzi^{a,b}, N. Redaelli^a, T. Tabarelli de Fatis^{a,b}

INFN Sezione di Napoli ^a, Università di Napoli 'Federico II' ^b, Università della Basilicata (Potenza) ^c, Università G. Marconi (Roma) ^d, Napoli, Italy

S. Buontempo^a, N. Cavallo^{a,c}, A. De Cosa^{a,b,2}, O. Dogangun^{a,b}, F. Fabozzi^{a,c}, A.O.M. Iorio^{a,b}, L. Lista^a, S. Meola^{a,d,2}, M. Merola^a, P. Paolucci^{a,2}

INFN Sezione di Padova ^a, Università di Padova ^b, Università di Trento (Trento) ^c, Padova, Italy

P. Azzi^a, N. Bacchetta^{a,2}, M. Bellato^a, D. Bisello^{a,b}, A. Branca^{a,b}, R. Carlin^{a,b}, P. Checchia^a, T. Dorigo^a, U. Dosselli^a, S. Fantinel^{a,27}, M. Galanti^{a,b}, F. Gasparini^{a,b}, U. Gasparini^{a,b}, P. Giubileo^{a,b}, A. Gozzelino^a, K. Kanishchev^{a,c}, S. Lacaprarà^a, I. Lazzizzera^{a,c}, M. Margoni^{a,b}, A.T. Meneguzzo^{a,b}, M. Nespolo^a, J. Pazzini^{a,b}, N. Pozzobon^{a,b}, P. Ronchese^{a,b}, F. Simonetto^{a,b}, E. Torassa^a, M. Tosi^{a,b}, S. Vanini^{a,b}, P. Zotto^{a,b}, G. Zumerle^{a,b}

INFN Sezione di Pavia ^a, Università di Pavia ^b, Pavia, Italy

M. Gabusi^{a,b}, S.P. Ratti^{a,b}, C. Riccardi^{a,b}, P. Vitulo^{a,b}

INFN Sezione di Perugia ^a, Università di Perugia ^b, Perugia, Italy

M. Biasini^{a,b}, G.M. Bilei^a, L. Fanò^{a,b}, P. Lariccia^{a,b}, G. Mantovani^{a,b}, M. Menichelli^a, A. Nappi^{a,b†}, F. Romeo^{a,b}, A. Saha^a, A. Santocchia^{a,b}, A. Spiezia^{a,b}

INFN Sezione di Pisa ^a, Università di Pisa ^b, Scuola Normale Superiore di Pisa ^c, Pisa, Italy

P. Azzurri^{a,c}, G. Bagliesi^a, T. Boccali^a, G. Broccolo^{a,c}, R. Castaldi^a, R.T. D'Agnolo^{a,c,2}, R. Dell'Orso^a, F. Fiori^{a,c,2}, L. Foà^{a,c}, A. Giassi^a, A. Kraan^a, F. Ligabue^{a,c}, T. Lomtadze^a,

L. Martini^{a,28}, A. Messineo^{a,b}, F. Palla^a, A. Rizzi^{a,b}, A.T. Serban^a, P. Spagnolo^a, P. Squillacioti^a, R. Tenchini^a, G. Tonelli^{a,b}, A. Venturi^a, P.G. Verdini^a, C. Vernieri^{a,c}

INFN Sezione di Roma ^a, Università di Roma ^b, Roma, Italy

L. Barone^{a,b}, F. Cavallari^a, D. Del Re^{a,b}, M. Diemoz^a, C. Fanelli^{a,b}, M. Grassi^{a,b,2}, E. Longo^{a,b}, F. Margaroli^{a,b}, P. Meridiani^{a,2}, F. Micheli^{a,b}, S. Nourbakhsh^{a,b}, G. Organtini^{a,b}, R. Paramatti^a, S. Rahatlou^{a,b}, L. Soffi^{a,b}

INFN Sezione di Torino ^a, Università di Torino ^b, Università del Piemonte Orientale (Novara) ^c, Torino, Italy

N. Amapane^{a,b}, R. Arcidiacono^{a,c}, S. Argiro^{a,b}, M. Arneodo^{a,c}, C. Biino^a, N. Cartiglia^a, S. Casasso^{a,b}, M. Costa^{a,b}, P. De Remigis^a, N. Demaria^a, C. Mariotti^{a,2}, S. Maselli^a, E. Migliore^{a,b}, V. Monaco^{a,b}, M. Musich^{a,2}, M.M. Obertino^{a,c}, N. Pastrone^a, M. Pelliccioni^a, A. Potenza^{a,b}, A. Romero^{a,b}, M. Ruspa^{a,c}, R. Sacchi^{a,b}, A. Solano^{a,b}, A. Staiano^a, U. Tamponi^a

INFN Sezione di Trieste ^a, Università di Trieste ^b, Trieste, Italy

S. Belforte^a, V. Candelise^{a,b}, M. Casarsa^a, F. Cossutti^{a,2}, G. Della Ricca^{a,b}, B. Gobbo^a, C. La Licata^{a,b}, M. Marone^{a,b,2}, D. Montanino^{a,b}, A. Penzo^a, A. Schizzi^{a,b}, A. Zanetti^a

Kangwon National University, Chunchon, Korea

T.Y. Kim, S.K. Nam

Kyungpook National University, Daegu, Korea

S. Chang, D.H. Kim, G.N. Kim, J.E. Kim, D.J. Kong, Y.D. Oh, H. Park, D.C. Son

Chonnam National University, Institute for Universe and Elementary Particles, Kwangju, Korea

J.Y. Kim, Zero J. Kim, S. Song

Korea University, Seoul, Korea

S. Choi, D. Gyun, B. Hong, M. Jo, H. Kim, T.J. Kim, K.S. Lee, D.H. Moon, S.K. Park, Y. Roh

University of Seoul, Seoul, Korea

M. Choi, J.H. Kim, C. Park, I.C. Park, S. Park, G. Ryu

Sungkyunkwan University, Suwon, Korea

Y. Choi, Y.K. Choi, J. Goh, M.S. Kim, E. Kwon, B. Lee, J. Lee, S. Lee, H. Seo, I. Yu

Vilnius University, Vilnius, Lithuania

I. Grigelionis, A. Juodagalvis

Centro de Investigacion y de Estudios Avanzados del IPN, Mexico City, Mexico

H. Castilla-Valdez, E. De La Cruz-Burelo, I. Heredia-de La Cruz, R. Lopez-Fernandez, J. Martínez-Ortega, A. Sanchez-Hernandez, L.M. Villasenor-Cendejas

Universidad Iberoamericana, Mexico City, Mexico

S. Carrillo Moreno, F. Vazquez Valencia

Benemerita Universidad Autonoma de Puebla, Puebla, Mexico

H.A. Salazar Ibarguen

Universidad Autónoma de San Luis Potosí, San Luis Potosí, Mexico

E. Casimiro Linares, A. Morelos Pineda, M.A. Reyes-Santos

University of Auckland, Auckland, New Zealand

D. Krofcheck

University of Canterbury, Christchurch, New Zealand

A.J. Bell, P.H. Butler, R. Doesburg, S. Reucroft, H. Silverwood

National Centre for Physics, Quaid-I-Azam University, Islamabad, Pakistan

M. Ahmad, M.I. Asghar, J. Butt, H.R. Hoorani, S. Khalid, W.A. Khan, T. Khurshid, S. Qazi, M.A. Shah, M. Shoaib

National Centre for Nuclear Research, Swierk, Poland

H. Bialkowska, B. Boimska, T. Frueboes, M. Górski, M. Kazana, K. Nawrocki, K. Romanowska-Rybinska, M. Szleper, G. Wrochna, P. Zalewski

Institute of Experimental Physics, Faculty of Physics, University of Warsaw, Warsaw, Poland

G. Brona, K. Bunkowski, M. Cwiok, W. Dominik, K. Doroba, A. Kalinowski, M. Konecki, J. Krolikowski, M. Misiura, W. Wolszczak

Laboratório de Instrumentação e Física Experimental de Partículas, Lisboa, Portugal

N. Almeida, P. Bargassa, A. David, P. Faccioli, P.G. Ferreira Parracho, M. Gallinaro, J. Seixas², J. Varela, P. Vischia

Joint Institute for Nuclear Research, Dubna, Russia

P. Bunin, I. Golutvin, I. Gorbunov, V. Karjavin, V. Konoplyanikov, G. Kozlov, A. Lanev, A. Malakhov, P. Moisezenz, V. Palichik, V. Perelygin, M. Savina, S. Shmatov, S. Shulha, V. Smirnov, A. Volodko, A. Zarubin

Petersburg Nuclear Physics Institute, Gatchina (St. Petersburg), Russia

S. Evstyukhin, V. Golovtsov, Y. Ivanov, V. Kim, P. Levchenko, V. Murzin, V. Oreshkin, I. Smirnov, V. Sulimov, L. Uvarov, S. Vavilov, A. Vorobyev, An. Vorobyev

Institute for Nuclear Research, Moscow, Russia

Yu. Andreev, A. Dermenev, S. Gninenko, N. Golubev, M. Kirsanov, N. Krasnikov, V. Matveev, A. Pashenkov, D. Tlisov, A. Toropin

Institute for Theoretical and Experimental Physics, Moscow, Russia

V. Epshteyn, M. Erofeeva, V. Gavrilov, N. Lychkovskaya, V. Popov, G. Safronov, S. Semenov, A. Spiridonov, V. Stolin, E. Vlasov, A. Zhokin

P.N. Lebedev Physical Institute, Moscow, Russia

V. Andreev, M. Azarkin, I. Dremin, M. Kirakosyan, A. Leonidov, G. Mesyats, S.V. Rusakov, A. Vinogradov

Skobeltsyn Institute of Nuclear Physics, Lomonosov Moscow State University, Moscow, Russia

A. Belyaev, E. Boos, V. Bunichev, M. Dubinin⁶, L. Dudko, A. Gribushin, V. Klyukhin, O. Kodolova, I. Lokhtin, A. Markina, S. Obraztsov, S. Petrushanko, V. Savrin, A. Snigirev

State Research Center of Russian Federation, Institute for High Energy Physics, Protvino, Russia

I. Azhgirey, I. Bayshev, S. Bitioukov, V. Kachanov, A. Kalinin, D. Konstantinov, V. Krychkine, V. Petrov, R. Ryutin, A. Sobol, L. Tourtchanovitch, S. Troshin, N. Tyurin, A. Uzunian, A. Volkov

University of Belgrade, Faculty of Physics and Vinca Institute of Nuclear Sciences, Belgrade, Serbia

P. Adzic²⁹, M. Ekmedzic, D. Krpic²⁹, J. Milosevic

Centro de Investigaciones Energéticas Medioambientales y Tecnológicas (CIEMAT), Madrid, Spain

M. Aguilar-Benitez, J. Alcaraz Maestre, C. Battilana, E. Calvo, M. Cerrada, M. Chamizo Llatas², N. Colino, B. De La Cruz, A. Delgado Peris, D. Domínguez Vázquez, C. Fernandez Bedoya, J.P. Fernández Ramos, A. Ferrando, J. Flix, M.C. Fouz, P. Garcia-Abia, O. Gonzalez Lopez, S. Goy Lopez, J.M. Hernandez, M.I. Josa, G. Merino, E. Navarro De Martino, J. Puerta Pelayo, A. Quintario Olmeda, I. Redondo, L. Romero, J. Santaolalla, M.S. Soares, C. Willmott

Universidad Autónoma de Madrid, Madrid, Spain

C. Albajar, J.F. de Trocóniz

Universidad de Oviedo, Oviedo, Spain

H. Brun, J. Cuevas, J. Fernandez Menendez, S. Folgueras, I. Gonzalez Caballero, L. Lloret Iglesias, J. Piedra Gomez

Instituto de Física de Cantabria (IFCA), CSIC-Universidad de Cantabria, Santander, Spain

J.A. Brochero Cifuentes, I.J. Cabrillo, A. Calderon, S.H. Chuang, J. Duarte Campderros, M. Fernandez, G. Gomez, J. Gonzalez Sanchez, A. Graziano, C. Jorda, A. Lopez Virto, J. Marco, R. Marco, C. Martinez Rivero, F. Matorras, F.J. Munoz Sanchez, T. Rodrigo, A.Y. Rodríguez-Marrero, A. Ruiz-Jimeno, L. Scodellaro, I. Vila, R. Vilar Cortabitarte

CERN, European Organization for Nuclear Research, Geneva, Switzerland

D. Abbaneo, E. Auffray, G. Auzinger, M. Bachtis, P. Baillon, A.H. Ball, D. Barney, J. Bendavid, J.F. Benitez, C. Bernet⁷, G. Bianchi, P. Bloch, A. Bocci, A. Bonato, C. Botta, H. Breuker, T. Camporesi, G. Cerminara, T. Christiansen, J.A. Coarasa Perez, S. Colafranceschi³⁰, D. d'Enterria, A. Dabrowski, A. De Roeck, S. De Visscher, S. Di Guida, M. Dobson, N. Dupont-Sagorin, A. Elliott-Peisert, J. Eugster, W. Funk, G. Georgiou, M. Giffels, D. Gigi, K. Gill, D. Giordano, M. Girone, M. Giunta, F. Glege, R. Gomez-Reino Garrido, S. Gowdy, R. Guida, J. Hammer, M. Hansen, P. Harris, C. Hartl, B. Hegner, A. Hinzmann, V. Innocente, P. Janot, K. Kaadze, E. Karavakis, K. Kousouris, K. Krajczar, P. Lecoq, Y.-J. Lee, C. Lourenço, N. Magini, M. Malberti, L. Malgeri, M. Mannelli, L. Masetti, F. Meijers, S. Mersi, E. Meschi, R. Moser, M. Mulders, P. Musella, E. Nesvold, L. Orsini, E. Palencia Cortezon, E. Perez, L. Perrozzi, A. Petrilli, A. Pfeiffer, M. Pierini, M. Pimiä, D. Piparo, G. Polese, L. Quertenmont, A. Racz, W. Reece, J. Rodrigues Antunes, G. Rolandi³¹, C. Rovelli³², M. Rovere, H. Sakulin, F. Santanastasio, C. Schäfer, C. Schwick, I. Segoni, S. Sekmen, A. Sharma, P. Siegrist, P. Silva, M. Simon, P. Sphicas³³, D. Spiga, M. Stoye, A. Tsiros, G.I. Veres²⁰, J.R. Vlimant, H.K. Wöhri, S.D. Worm³⁴, W.D. Zeuner

Paul Scherrer Institut, Villigen, Switzerland

W. Bertl, K. Deiters, W. Erdmann, K. Gabathuler, R. Horisberger, Q. Ingram, H.C. Kaestli, S. König, D. Kotlinski, U. Langenegger, F. Meier, D. Renker, T. Rohe

Institute for Particle Physics, ETH Zurich, Zurich, Switzerland

F. Bachmair, L. Bäni, P. Bortignon, M.A. Buchmann, B. Casal, N. Chanon, A. Deisher, G. Dissertori, M. Dittmar, M. Donegà, M. Dünser, P. Eller, C. Grab, D. Hits, P. Lecomte, W. Luster, A.C. Marini, P. Martinez Ruiz del Arbol, N. Mohr, F. Moortgat, C. Nägeli³⁵, P. Nef, F. Nessi-Tedaldi, F. Pandolfi, L. Pape, F. Pauss, M. Peruzzi, F.J. Ronga, M. Rossini, L. Sala, A.K. Sanchez, A. Starodumov³⁶, B. Stieger, M. Takahashi, L. Tauscher[†], A. Thea, K. Theofilatos, D. Treille, C. Urscheler, R. Wallny, H.A. Weber

Universität Zürich, Zurich, Switzerland

C. AMSLER³⁷, V. Chiochia, C. Favaro, M. Ivova Rikova, B. Kilminster, B. Millan Mejias, P. Otiougova, P. Robmann, H. Snoek, S. Taroni, S. Tupputi, M. Verzetti

National Central University, Chung-Li, Taiwan

M. Cardaci, K.H. Chen, C. Ferro, C.M. Kuo, S.W. Li, W. Lin, Y.J. Lu, R. Volpe, S.S. Yu

National Taiwan University (NTU), Taipei, Taiwan

P. Bartalini, P. Chang, Y.H. Chang, Y.W. Chang, Y. Chao, K.F. Chen, C. Dietz, U. Grundler, W.-S. Hou, Y. Hsiung, K.Y. Kao, Y.J. Lei, R.-S. Lu, D. Majumder, E. Petrakou, X. Shi, J.G. Shiu, Y.M. Tzeng, M. Wang

Chulalongkorn University, Bangkok, Thailand

B. Asavapibhop, N. Suwonjandee

Cukurova University, Adana, Turkey

A. Adiguzel, M.N. Bakirci³⁸, S. Cerci³⁹, C. Dozen, I. Dumanoglu, E. Eskut, S. Girgis, G. Gokbulut, E. Gurpinar, I. Hos, E.E. Kangal, A. Kayis Topaksu, G. Onengut, K. Ozdemir, S. Ozturk⁴⁰, A. Polatoz, K. Sogut⁴¹, D. Sunar Cerci³⁹, B. Tali³⁹, H. Topakli³⁸, M. Vergili

Middle East Technical University, Physics Department, Ankara, Turkey

I.V. Akin, T. Aliev, B. Bilin, S. Bilmis, M. Deniz, H. Gamsizkan, A.M. Guler, G. Karapinar⁴², K. Ocalan, A. Ozpineci, M. Serin, R. Sever, U.E. Surat, M. Yalvac, M. Zeyrek

Bogazici University, Istanbul, Turkey

E. Gülmez, B. Isildak⁴³, M. Kaya⁴⁴, O. Kaya⁴⁴, S. Ozkorucuklu⁴⁵, N. Sonmez⁴⁶

Istanbul Technical University, Istanbul, Turkey

H. Bahtiyar⁴⁷, E. Barlas, K. Cankocak, Y.O. Günaydin⁴⁸, F.I. Vardarli, M. Yücel

National Scientific Center, Kharkov Institute of Physics and Technology, Kharkov, Ukraine

L. Levchuk, P. Sorokin

University of Bristol, Bristol, United Kingdom

J.J. Brooke, E. Clement, D. Cussans, H. Flacher, R. Frazier, J. Goldstein, M. Grimes, G.P. Heath, H.F. Heath, L. Kreczko, S. Metson, D.M. Newbold³⁴, K. Nirunpong, A. Poll, S. Senkin, V.J. Smith, T. Williams

Rutherford Appleton Laboratory, Didcot, United Kingdom

L. Basso⁴⁹, K.W. Bell, A. Belyaev⁴⁹, C. Brew, R.M. Brown, D.J.A. Cockerill, J.A. Coughlan, K. Harder, S. Harper, J. Jackson, E. Olaiya, D. Petyt, B.C. Radburn-Smith, C.H. Shepherd-Themistocleous, I.R. Tomalin, W.J. Womersley

Imperial College, London, United Kingdom

R. Bainbridge, G. Ball, O. Buchmuller, D. Burton, D. Colling, N. Cripps, M. Cutajar, P. Dauncey, G. Davies, M. Della Negra, W. Ferguson, J. Fulcher, D. Futyan, A. Gilbert, A. Guneratne Bryer, G. Hall, Z. Hatherell, J. Hays, G. Iles, M. Jarvis, G. Karapostoli, M. Kenzie, R. Lane, R. Lucas, L. Lyons, A.-M. Magnan, J. Marrouche, B. Mathias, R. Nandi, J. Nash, A. Nikitenko³⁶, J. Pela, M. Pesaresi, K. Petridis, M. Pioppi⁵⁰, D.M. Raymond, S. Rogerson, A. Rose, C. Seez, P. Sharp[†], A. Sparrow, A. Tapper, M. Vazquez Acosta, T. Virdee, S. Wakefield, N. Wardle, T. Whyntie

Brunel University, Uxbridge, United Kingdom

M. Chadwick, J.E. Cole, P.R. Hobson, A. Khan, P. Kyberd, D. Leggat, D. Leslie, W. Martin, I.D. Reid, P. Symonds, L. Teodorescu, M. Turner

Baylor University, Waco, USA

J. Dittmann, K. Hatakeyama, A. Kasmi, H. Liu, T. Scarborough

The University of Alabama, Tuscaloosa, USA

O. Charaf, S.I. Cooper, C. Henderson, P. Rumerio

Boston University, Boston, USA

A. Avetisyan, T. Bose, C. Fantasia, A. Heister, P. Lawson, D. Lazic, J. Rohlf, D. Sperka, J. St. John, L. Sulak

Brown University, Providence, USA

J. Alimena, S. Bhattacharya, G. Christopher, D. Cutts, Z. Demiragli, A. Ferapontov, A. Garabedian, U. Heintz, G. Kukartsev, E. Laird, G. Landsberg, M. Luk, M. Narain, M. Segala, T. Sinthuprasith, T. Speer

University of California, Davis, Davis, USA

R. Breedon, G. Breto, M. Calderon De La Barca Sanchez, S. Chauhan, M. Chertok, J. Conway, R. Conway, P.T. Cox, R. Erbacher, M. Gardner, R. Houtz, W. Ko, A. Kopecky, R. Lander, O. Mall, T. Miceli, R. Nelson, D. Pellett, F. Ricci-Tam, B. Rutherford, M. Searle, J. Smith, M. Squires, M. Tripathi, R. Yohay

University of California, Los Angeles, USA

V. Andreev, D. Cline, R. Cousins, S. Erhan, P. Everaerts, C. Farrell, M. Felcini, J. Hauser, M. Ignatenko, C. Jarvis, G. Rakness, P. Schlein[†], P. Traczyk, V. Valuev, M. Weber

University of California, Riverside, Riverside, USA

J. Babb, R. Clare, M.E. Dinardo, J. Ellison, J.W. Gary, F. Giordano, G. Hanson, H. Liu, O.R. Long, A. Luthra, H. Nguyen, S. Paramesvaran, J. Sturdy, S. Sumowidagdo, R. Wilken, S. Wimpenny

University of California, San Diego, La Jolla, USA

W. Andrews, J.G. Branson, G.B. Cerati, S. Cittolin, D. Evans, A. Holzner, R. Kelley, M. Lebourgeois, J. Letts, I. Macneill, B. Mangano, S. Padhi, C. Palmer, G. Petrucciani, M. Pieri, M. Sani, V. Sharma, S. Simon, E. Sudano, M. Tadel, Y. Tu, A. Vartak, S. Wasserbaech⁵¹, F. Würthwein, A. Yagil, J. Yoo

University of California, Santa Barbara, Santa Barbara, USA

D. Barge, R. Bellan, C. Campagnari, M. D'Alfonso, T. Danielson, K. Flowers, P. Geffert, C. George, F. Golf, J. Incandela, C. Justus, P. Kalavase, D. Kovalskyi, V. Krutelyov, S. Lowette, R. Magaña Villalba, N. Mccoll, V. Pavlunin, J. Ribnik, J. Richman, R. Rossin, D. Stuart, W. To, C. West

California Institute of Technology, Pasadena, USA

A. Apresyan, A. Bornheim, J. Bunn, Y. Chen, E. Di Marco, J. Duarte, D. Kcira, Y. Ma, A. Mott, H.B. Newman, C. Rogan, M. Spiropulu, V. Timciuc, J. Veverka, R. Wilkinson, S. Xie, Y. Yang, R.Y. Zhu

Carnegie Mellon University, Pittsburgh, USA

V. Azzolini, A. Calamba, R. Carroll, T. Ferguson, Y. Iiyama, D.W. Jang, Y.F. Liu, M. Paulini, J. Russ, H. Vogel, I. Vorobiev

University of Colorado at Boulder, Boulder, USA

J.P. Cumalat, B.R. Drell, W.T. Ford, A. Gaz, E. Luiggi Lopez, U. Nauenberg, J.G. Smith, K. Stenson, K.A. Ulmer, S.R. Wagner

Cornell University, Ithaca, USA

J. Alexander, A. Chatterjee, N. Eggert, L.K. Gibbons, W. Hopkins, A. Khukhunaishvili, B. Kreis, N. Mirman, G. Nicolas Kaufman, J.R. Patterson, A. Ryd, E. Salvati, W. Sun, W.D. Teo, J. Thom, J. Thompson, J. Tucker, Y. Weng, L. Winstrom, P. Wittich

Fairfield University, Fairfield, USA

D. Winn

Fermi National Accelerator Laboratory, Batavia, USA

S. Abdullin, M. Albrow, J. Anderson, G. Apollinari, L.A.T. Bauerdick, A. Beretvas, J. Berryhill, P.C. Bhat, K. Burkett, J.N. Butler, V. Chetluru, H.W.K. Cheung, F. Chlebana, S. Cihangir, V.D. Elvira, I. Fisk, J. Freeman, Y. Gao, E. Gottschalk, L. Gray, D. Green, O. Gutsche, R.M. Harris, J. Hirschauer, B. Hooberman, S. Jindariani, M. Johnson, U. Joshi, B. Klima, S. Kunori, S. Kwan, J. Linacre, D. Lincoln, R. Lipton, J. Lykken, K. Maeshima, J.M. Marraffino, V.I. Martinez Outschoorn, S. Maruyama, D. Mason, P. McBride, K. Mishra, S. Mrenna, Y. Musienko⁵², C. Newman-Holmes, V. O'Dell, O. Prokofyev, E. Sexton-Kennedy, S. Sharma, W.J. Spalding, L. Spiegel, L. Taylor, S. Tkaczyk, N.V. Tran, L. Uplegger, E.W. Vaandering, R. Vidal, J. Whitmore, W. Wu, F. Yang, J.C. Yun

University of Florida, Gainesville, USA

D. Acosta, P. Avery, D. Bourilkov, M. Chen, T. Cheng, S. Das, M. De Gruttola, G.P. Di Giovanni, D. Dobur, A. Drozdetskiy, R.D. Field, M. Fisher, Y. Fu, I.K. Furic, J. Hugon, B. Kim, J. Konigsberg, A. Korytov, A. Kropivnitskaya, T. Kypreos, J.F. Low, K. Matchev, P. Milenovic⁵³, G. Mitselmakher, L. Muniz, R. Remington, A. Rinkevicius, N. Skhirtladze, M. Snowball, J. Yelton, M. Zakaria

Florida International University, Miami, USA

V. Gaultney, S. Hewamanage, L.M. Lebolo, S. Linn, P. Markowitz, G. Martinez, J.L. Rodriguez

Florida State University, Tallahassee, USA

T. Adams, A. Askew, J. Bochenek, J. Chen, B. Diamond, S.V. Gleyzer, J. Haas, S. Hagopian, V. Hagopian, K.F. Johnson, H. Prosper, V. Veeraraghavan, M. Weinberg

Florida Institute of Technology, Melbourne, USA

M.M. Baarmand, B. Dorney, M. Hohlmann, H. Kalakhety, F. Yumiceva

University of Illinois at Chicago (UIC), Chicago, USA

M.R. Adams, L. Apanasevich, V.E. Bazterra, R.R. Betts, I. Bucinskaite, J. Callner, R. Cavanaugh, O. Evdokimov, L. Gauthier, C.E. Gerber, D.J. Hofman, S. Khalatyan, P. Kurt, F. Lacroix, C. O'Brien, C. Silkworth, D. Strom, P. Turner, N. Varelas

The University of Iowa, Iowa City, USA

U. Akgun, E.A. Albayrak, B. Bilki⁵⁴, W. Clarida, K. Dilsiz, F. Duru, S. Griffiths, J.-P. Merlo, H. Mermerkaya⁵⁵, A. Mestvirishvili, A. Moeller, J. Nachtman, C.R. Newsom, H. Ogul, Y. Onel, F. Ozok⁴⁷, S. Sen, P. Tan, E. Tiras, J. Wetzel, T. Yetkin⁵⁶, K. Yi

Johns Hopkins University, Baltimore, USA

B.A. Barnett, B. Blumenfeld, S. Bolognesi, D. Fehling, G. Giurgiu, A.V. Gritsan, G. Hu, P. Maksimovic, M. Swartz, A. Whitbeck

The University of Kansas, Lawrence, USA

P. Baringer, A. Bean, G. Benelli, R.P. Kenny III, M. Murray, D. Noonan, S. Sanders, R. Stringer, J.S. Wood

Kansas State University, Manhattan, USA

A.F. Barfuss, I. Chakaberia, A. Ivanov, S. Khalil, M. Makouski, Y. Maravin, S. Shrestha, I. Svintradze

Lawrence Livermore National Laboratory, Livermore, USA

J. Gronberg, D. Lange, F. Rebassoo, D. Wright

University of Maryland, College Park, USA

A. Baden, B. Calvert, S.C. Eno, J.A. Gomez, N.J. Hadley, R.G. Kellogg, T. Kolberg, Y. Lu,

M. Marionneau, A.C. Mignerey, K. Pedro, A. Peterman, A. Skuja, J. Temple, M.B. Tonjes, S.C. Tonwar

Massachusetts Institute of Technology, Cambridge, USA

A. Apyan, G. Bauer, W. Busza, E. Butz, I.A. Cali, M. Chan, V. Dutta, G. Gomez Ceballos, M. Goncharov, Y. Kim, M. Klute, A. Levin, P.D. Luckey, T. Ma, S. Nahn, C. Paus, D. Ralph, C. Roland, G. Roland, G.S.F. Stephans, F. Stöckli, K. Sumorok, K. Sung, D. Velicanu, R. Wolf, B. Wyslouch, M. Yang, Y. Yilmaz, A.S. Yoon, M. Zanetti, V. Zhukova

University of Minnesota, Minneapolis, USA

B. Dahmes, A. De Benedetti, G. Franzoni, A. Gude, J. Haupt, S.C. Kao, K. Klapoetke, Y. Kubota, J. Mans, N. Pastika, R. Rusack, M. Sasseville, A. Singovsky, N. Tambe, J. Turkewitz

University of Mississippi, Oxford, USA

L.M. Cremaldi, R. Kroeger, L. Perera, R. Rahmat, D.A. Sanders, D. Summers

University of Nebraska-Lincoln, Lincoln, USA

E. Avdeeva, K. Bloom, S. Bose, D.R. Claes, A. Dominguez, M. Eads, R. Gonzalez Suarez, J. Keller, I. Kravchenko, J. Lazo-Flores, S. Malik, G.R. Snow

State University of New York at Buffalo, Buffalo, USA

J. Dolen, A. Godshalk, I. Iashvili, S. Jain, A. Kharchilava, A. Kumar, S. Rappoccio, Z. Wan

Northeastern University, Boston, USA

G. Alverson, E. Barberis, D. Baumgartel, M. Chasco, J. Haley, D. Nash, T. Orimoto, D. Trocino, D. Wood, J. Zhang

Northwestern University, Evanston, USA

A. Anastasov, K.A. Hahn, A. Kubik, L. Lusito, N. Mucia, N. Odell, B. Pollack, A. Pozdnyakov, M. Schmitt, S. Stoynev, M. Velasco, S. Won

University of Notre Dame, Notre Dame, USA

D. Berry, A. Brinkerhoff, K.M. Chan, M. Hildreth, C. Jessop, D.J. Karmgard, J. Kolb, K. Lannon, W. Luo, S. Lynch, N. Marinelli, D.M. Morse, T. Pearson, M. Planer, R. Ruchti, J. Slaunwhite, N. Valls, M. Wayne, M. Wolf

The Ohio State University, Columbus, USA

L. Antonelli, B. Bylsma, L.S. Durkin, C. Hill, R. Hughes, K. Kotov, T.Y. Ling, D. Puigh, M. Rodenburg, G. Smith, C. Vuosalo, G. Williams, B.L. Winer, H. Wolfe

Princeton University, Princeton, USA

E. Berry, P. Elmer, V. Halyo, P. Hebda, J. Hegeman, A. Hunt, P. Jindal, S.A. Koay, D. Lopes Pegna, P. Lujan, D. Marlow, T. Medvedeva, M. Mooney, J. Olsen, P. Piroué, X. Quan, A. Raval, H. Saka, D. Stickland, C. Tully, J.S. Werner, S.C. Zenz, A. Zuranski

University of Puerto Rico, Mayaguez, USA

E. Brownson, A. Lopez, H. Mendez, J.E. Ramirez Vargas

Purdue University, West Lafayette, USA

E. Alagoz, D. Benedetti, G. Bolla, D. Bortoletto, M. De Mattia, A. Everett, Z. Hu, M. Jones, O. Koybasi, M. Kress, N. Leonardo, V. Maroussov, P. Merkel, D.H. Miller, N. Neumeister, I. Shipsey, D. Silvers, A. Svyatkovskiy, M. Vidal Marono, H.D. Yoo, J. Zablocki, Y. Zheng

Purdue University Calumet, Hammond, USA

S. Guragain, N. Parashar

Rice University, Houston, USA

A. Adair, B. Akgun, K.M. Ecklund, F.J.M. Geurts, W. Li, B.P. Padley, R. Redjimi, J. Roberts, J. Zabel

University of Rochester, Rochester, USA

B. Betchart, A. Bodek, R. Covarelli, P. de Barbaro, R. Demina, Y. Eshaq, T. Ferbel, A. Garcia-Bellido, P. Goldenzweig, J. Han, A. Harel, D.C. Miner, G. Petrillo, D. Vishnevskiy, M. Zielinski

The Rockefeller University, New York, USA

A. Bhatti, R. Ciesielski, L. Demortier, K. Goulios, G. Lungu, S. Malik, C. Mesropian

Rutgers, The State University of New Jersey, Piscataway, USA

S. Arora, A. Barker, J.P. Chou, C. Contreras-Campana, E. Contreras-Campana, D. Duggan, D. Ferencek, Y. Gershtein, R. Gray, E. Halkiadakis, D. Hidas, A. Lath, S. Panwalkar, M. Park, R. Patel, V. Rekovic, J. Robles, K. Rose, S. Salur, S. Schnetzer, C. Seitz, S. Somalwar, R. Stone, M. Walker

University of Tennessee, Knoxville, USA

G. Cerizza, M. Hollingsworth, S. Spanier, Z.C. Yang, A. York

Texas A&M University, College Station, USA

R. Eusebi, W. Flanagan, J. Gilmore, T. Kamon⁵⁷, V. Khotilovich, R. Montalvo, I. Osipenkov, Y. Pakhotin, A. Perloff, J. Roe, A. Safonov, T. Sakuma, I. Suarez, A. Tatarinov, D. Toback

Texas Tech University, Lubbock, USA

N. Akchurin, J. Damgov, C. Dragoiu, P.R. Duder, C. Jeong, K. Kovitanggoon, S.W. Lee, T. Libeiro, I. Volobouev

Vanderbilt University, Nashville, USA

E. Appelt, A.G. Delannoy, S. Greene, A. Gurrola, W. Johns, C. Maguire, Y. Mao, A. Melo, M. Sharma, P. Sheldon, B. Snook, S. Tuo, J. Velkovska

University of Virginia, Charlottesville, USA

M.W. Arenton, M. Balazs, S. Boutle, B. Cox, B. Francis, J. Goodell, R. Hirosky, A. Ledovskoy, C. Lin, C. Neu, J. Wood

Wayne State University, Detroit, USA

S. Gollapinni, R. Harr, P.E. Karchin, C. Kottachchi Kankanamge Don, P. Lamichhane, A. Sakharov

University of Wisconsin, Madison, USA

M. Anderson, D.A. Belknap, L. Borrello, D. Carlsmith, M. Cepeda, S. Dasu, E. Friis, K.S. Grogg, M. Grothe, R. Hall-Wilton, M. Herndon, A. Hervé, P. Klabbers, J. Klukas, A. Lanaro, C. Lazaridis, R. Loveless, A. Mohapatra, M.U. Mozer, I. Ojalvo, G.A. Pierro, I. Ross, A. Savin, W.H. Smith, J. Swanson

†: Deceased

1: Also at Vienna University of Technology, Vienna, Austria

2: Also at CERN, European Organization for Nuclear Research, Geneva, Switzerland

3: Also at National Institute of Chemical Physics and Biophysics, Tallinn, Estonia

4: Also at Skobeltsyn Institute of Nuclear Physics, Lomonosov Moscow State University, Moscow, Russia

5: Also at Universidade Estadual de Campinas, Campinas, Brazil

6: Also at California Institute of Technology, Pasadena, USA

7: Also at Laboratoire Leprince-Ringuet, Ecole Polytechnique, IN2P3-CNRS, Palaiseau, France

- 8: Also at Suez Canal University, Suez, Egypt
- 9: Also at Cairo University, Cairo, Egypt
- 10: Also at Fayoum University, El-Fayoum, Egypt
- 11: Also at Helwan University, Cairo, Egypt
- 12: Also at British University in Egypt, Cairo, Egypt
- 13: Now at Ain Shams University, Cairo, Egypt
- 14: Also at National Centre for Nuclear Research, Swierk, Poland
- 15: Also at Université de Haute Alsace, Mulhouse, France
- 16: Also at Joint Institute for Nuclear Research, Dubna, Russia
- 17: Also at Brandenburg University of Technology, Cottbus, Germany
- 18: Also at The University of Kansas, Lawrence, USA
- 19: Also at Institute of Nuclear Research ATOMKI, Debrecen, Hungary
- 20: Also at Eötvös Loránd University, Budapest, Hungary
- 21: Also at Tata Institute of Fundamental Research - HECR, Mumbai, India
- 22: Now at King Abdulaziz University, Jeddah, Saudi Arabia
- 23: Also at University of Visva-Bharati, Santiniketan, India
- 24: Also at Sharif University of Technology, Tehran, Iran
- 25: Also at Isfahan University of Technology, Isfahan, Iran
- 26: Also at Plasma Physics Research Center, Science and Research Branch, Islamic Azad University, Tehran, Iran
- 27: Also at Laboratori Nazionali di Legnaro dell' INFN, Legnaro, Italy
- 28: Also at Università degli Studi di Siena, Siena, Italy
- 29: Also at Faculty of Physics, University of Belgrade, Belgrade, Serbia
- 30: Also at Facoltà Ingegneria, Università di Roma, Roma, Italy
- 31: Also at Scuola Normale e Sezione dell'INFN, Pisa, Italy
- 32: Also at INFN Sezione di Roma, Roma, Italy
- 33: Also at University of Athens, Athens, Greece
- 34: Also at Rutherford Appleton Laboratory, Didcot, United Kingdom
- 35: Also at Paul Scherrer Institut, Villigen, Switzerland
- 36: Also at Institute for Theoretical and Experimental Physics, Moscow, Russia
- 37: Also at Albert Einstein Center for Fundamental Physics, Bern, Switzerland
- 38: Also at Gaziosmanpasa University, Tokat, Turkey
- 39: Also at Adiyaman University, Adiyaman, Turkey
- 40: Also at The University of Iowa, Iowa City, USA
- 41: Also at Mersin University, Mersin, Turkey
- 42: Also at Izmir Institute of Technology, Izmir, Turkey
- 43: Also at Ozyegin University, Istanbul, Turkey
- 44: Also at Kafkas University, Kars, Turkey
- 45: Also at Suleyman Demirel University, Isparta, Turkey
- 46: Also at Ege University, Izmir, Turkey
- 47: Also at Mimar Sinan University, Istanbul, Istanbul, Turkey
- 48: Also at Kahramanmaras Sütcü Imam University, Kahramanmaras, Turkey
- 49: Also at School of Physics and Astronomy, University of Southampton, Southampton, United Kingdom
- 50: Also at INFN Sezione di Perugia; Università di Perugia, Perugia, Italy
- 51: Also at Utah Valley University, Orem, USA
- 52: Also at Institute for Nuclear Research, Moscow, Russia
- 53: Also at University of Belgrade, Faculty of Physics and Vinca Institute of Nuclear Sciences, Belgrade, Serbia

54: Also at Argonne National Laboratory, Argonne, USA

55: Also at Erzincan University, Erzincan, Turkey

56: Also at Yildiz Technical University, Istanbul, Turkey

57: Also at Kyungpook National University, Daegu, Korea