CHARTER COUNTY OF WAYNE, MICHIGAN

BUDGET

Adopted by the Wayne County Commission

Adopted Budget FY 2020-21
and Projected Budget FY 2021-22

Warren C. Evans
Wayne County Executive

TABLE OF CONTENTS

Introduction

County Wide Organization Chart 1-1
Wayne County Executive Leadership 1-2
County Executive Branch Organization Chart 1-3
Budget Message. 1-5
Commission Changes to County Executive Recommended Budget 1-10
Wayne County Vision 1-12
Wayne County Mission 1-13
Wayne County Values 1-14
Long Term Strategic Priorities 1-15
Long Term Strategic Priorities- Supporting Objectives 1-16
Wayne County Strategic Focus Areas 1-17
Wayne County Strategic Priorities- One Time Enabling Initiatives 1-23
Wayne County Commission and Other Elected Officials 1-24
Commission Committees, Task Forces and Advisory Boards 1-25

Budget Overview

Budget Cycle ..... Inside tab
Reader's Guide 2-1
The Annual Budget Process 2-5
Summary of Financial Policies 2-7
2020-21 Adopted Budget Overview 2-19
Budget Assumptions. 2-27
Budget Actions. 2-28
Budget Changes by Fund Type 2-29
Budget Format Changes 2-30
County Fund Structure Organization Chart 2-31
Fund Description 2-33
Department and Activity Accounts 2-38
Chart of Revenue and Expenditure Accounts 2-38

Budget Summary All Funds

Summary of Revenue and Expenditures 3-1
Summary by Fund 3-2
Comparison of Expenditures Chart 3-4
Description of Major Revenues - All Funds 3-5
Summary of Revenues by Fund and Source 3-14
All Funds Expenditures by Department 3-16
Revenues by Fund and Activity 3-20
Summary of Expenditures by Fund and Object 3-26
Expenditures by Fund and Activity 3-28
Fund Balance - Graph 3-34
Projected Unassigned Fund Balances and Unrestricted Net Assets 3-35
Full-Time Positions - Graph 3-37
Summary of Positions 3-38

TABLE OF CONTENTS

Impact of Full Time Equivalent Changes 3-43

Budget Summary General Fund

Summary of Revenues and Expenditures 4-1
Detail Revenues and Expenditures 4-2
Comparison of Expenditures-Gen Fund Chart 4-5
Description of Major General Fund Revenues 4-6

Department Summaries (Tabs include Expenditure Charts and Trend Analysis)

Circuit Court 5-1
Corporation Counsel 6-1
County Clerk 7-1
County Commission 8-1
County Executive 9-1
Economic Development 10-1
Health, Veterans and Community Wellness 11-1
Homeland Security/Emergency Management 12-1
Management and Budget 13-1
Personnel/Human Resources 14-1
Probate Court 15-1
Prosecuting Attorney 16-1
Public Services 17-1
Register of Deeds 18-1
Retirement Commission 19-1
Senior Citizens 20-1
Sheriff 21-1
Technology 22-1
Treasurer 23-1
Non-Departmental 24-1

Debt Summary 25-1

Capital Projects 26-1

Appendix

Enrolled Appropriation Ordinance 27-1
Financial Ordinances 27-41
Statistics and Demographics 27-67
Glossary of Terms 27-73
List of Acronyms 27-83
Index 27-97
Acknowledgments 27-101

GOVERNMENT FINANCE OFFICERS ASSOCIATION

Distinguished Budget Presentation Award

PRESENTED TO

Wayne County

Michigan

For the Fiscal Year Beginning

October 1, 2019

Christopher P. Morrill

Executive Director

The Government Finance Officers Association of the United States and Canada (GFOA) presented a Distinguished Budget Presentation Award to Wayne County, Michigan for its annual budget for the fiscal year beginning October 1, 2019.

In order to receive this award, a governmental unit must publish a budget document that meets program criteria as a policy document, as an operations guide, as a financial plan and as a communications device.

The award is valid for a period of one year only. We believe our current budget continues to conform to program requirements, and we are submitting it to GFOA to determine its eligibility for another award.

This page intentionally left blank.

WAYNE COUNTY, MICHIGAN
ORGANIZATION CHART

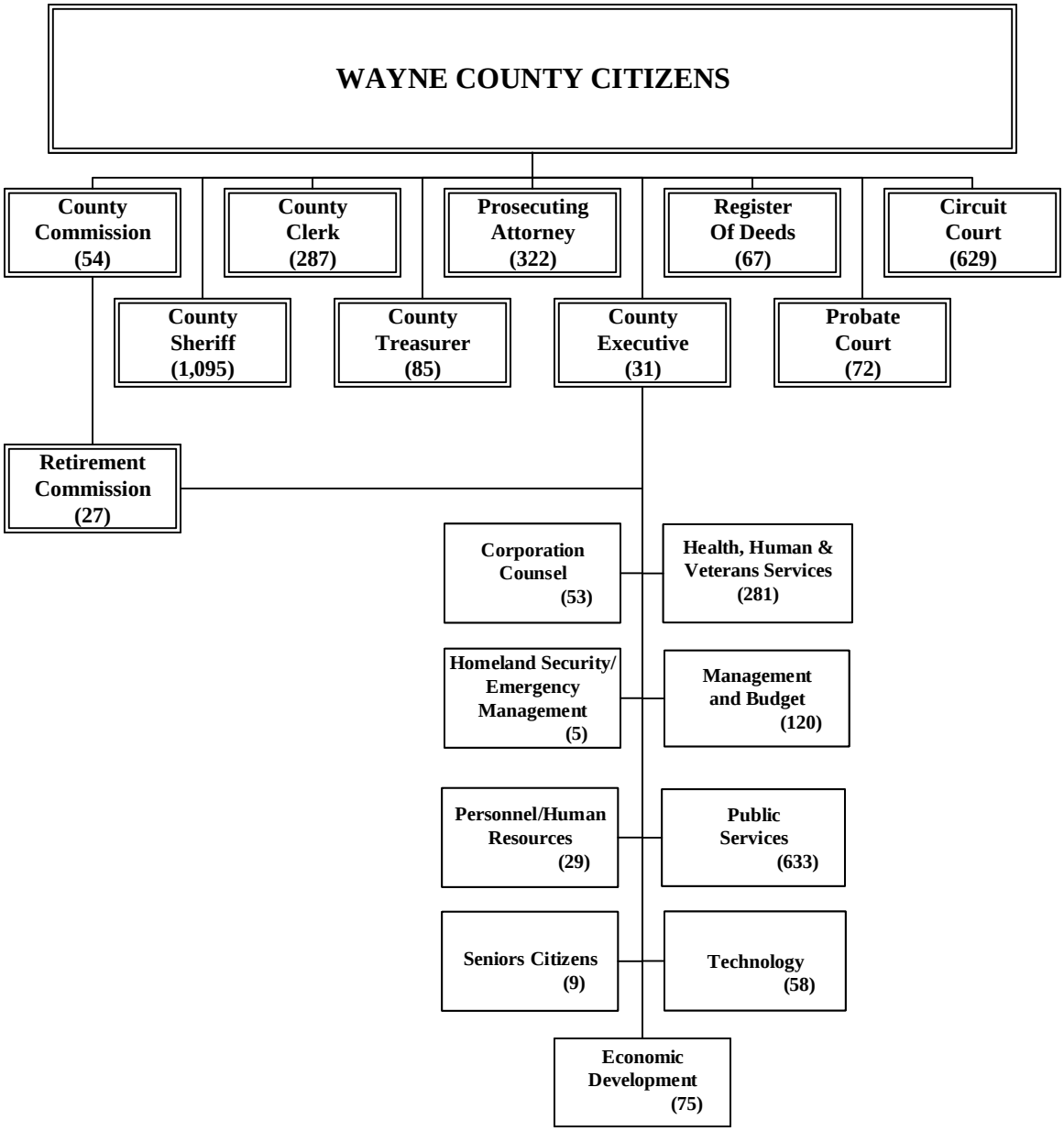

TOTAL NUMBER OF POSITIONS: 3,932

OFFICE OF THE COUNTY EXECUTIVE

Warren C. Evans
County Executive Officer

Richard C. Kaufman
Deputy County Executive

Genelle M. Allen
Chief Operating Officer

Assad Turfe
Chief of Staff

Hughey Newsome
Chief Financial Officer

Khalil Rahal
Assistant County Executive

COUNTY EXECUTIVE DEPARTMENT HEADS

Corporation Counsel
James Heath

Management and Budget
Hughey Newsome

Economic Development
Khalil Rahal

Personnel/Human Resources
Steve Mahlin

Health, Human and Veterans Services
Genelle M. Allen

Public Services
Beverly Watts

Homeland Security/Emergency Management
Tadarial Sturdivant

Senior Services
Lisa Whitmore Davis

Information Technology
Carlos Perez

WAYNE COUNTY, MICHIGAN
COUNTY EXECUTIVE
2020-2021 ORGANIZATION CHART

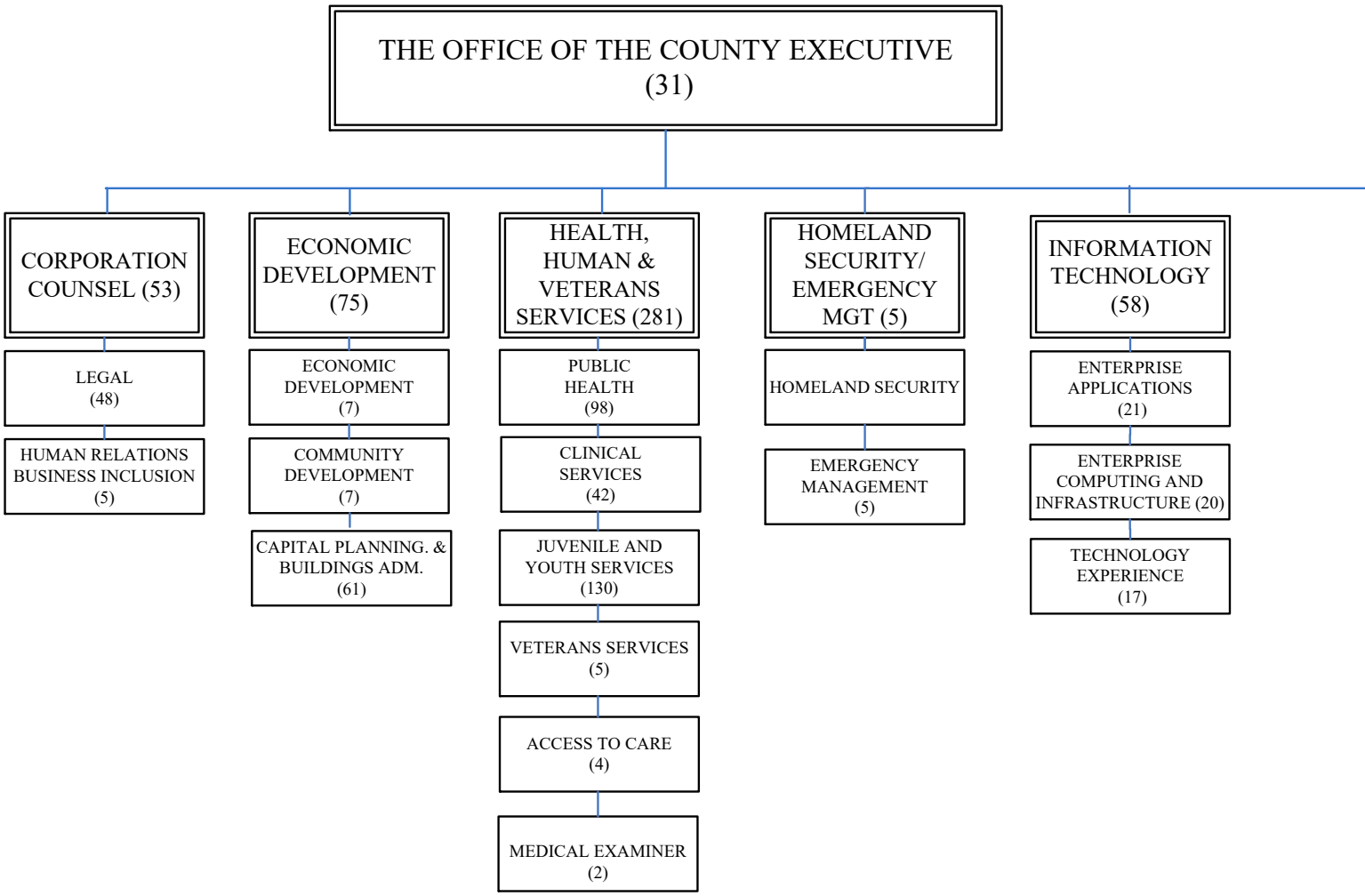

WAYNE COUNTY, MICHIGAN
COUNTY EXECUTIVE
2020-2021 ORGANIZATION CHART

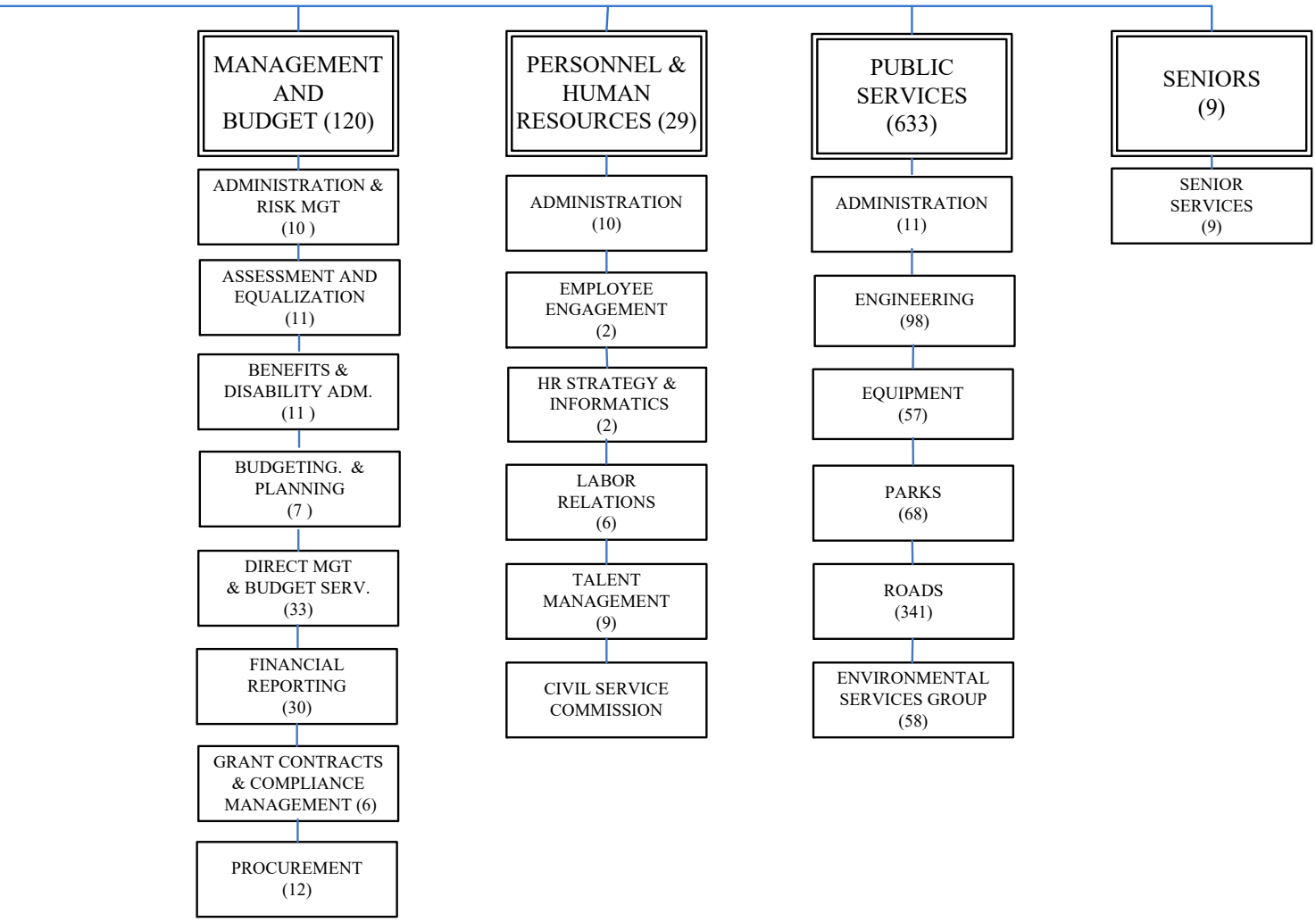

TOTAL NUMBER OF POSITIONS: 1,294

Adopted Budget FY 2020-2021
and
Projected FY 2021-2022

WAYNE COUNTY EXECUTIVE'S BUDGET MESSAGE

Warren C. Evans
Wayne County Executive

September 30, 2020

The Honorable Alisha R. Bell
Chair, Wayne County Commission
500 Griswold, 7th Floor
Detroit, Michigan 48226

Dear Commission Chair Bell:

Today I am pleased to present my sixth, two-year operating and capital budget plan to the Wayne County Commission and the citizens of Wayne County (the County). This Budget represents the county's financial plan for the fiscal year beginning October 1, 2020 through September 30, 2021. This budget continues this Administration's continued fiscal philosophy of presenting a balanced, fiscally sound and sustainable financial plan. It is prepared in accordance with applicable State of Michigan statutes and Wayne County's budget and fiscal policies.

Included as part of this document are the operating and capital budget plans for Fiscal Year (FY) 2020-21 that establish the legal spending limits for the County and the projected operating and capital budgets for FY 2020-21. The FY 2021-22 budget is a projection that will serve as the foundation for the 2021 budget cycle.

Over the past year, our financial outlook has been challenging. The COVID-19 ("COVID" or "pandemic") pandemic has hit our nation and Wayne County particularly hard. My administration continues working to address both the public health crisis and the impending financial impact of the crisis. This budget reflects several changes based on COVID-19. First, it reflects aid from the Coronavirus Aid, Relief, and Economic Security (CARES) Act of 2020 received from the federal government to address the increased workloads our staff have had to take on due to COVID-19. The County was awarded $188 million for COVID relief for Wayne County. While most of the fund was earmarked and spent for COVID relief in FY 2020, this FY 2021 Budget reflects expense reductions of $28.7 million County wide and $24.8 million in the General Fund due to CARES carryover funding. The costs from the pandemic, however, are expected to outweigh and outlast the federal aid available.

The 2020-21 Budget anticipates net reductions in revenues of $56.0 million due to the pandemic in the General Fund alone from lost property taxes, state revenue sharing and state funding, and collections of charges and fees that were included in the baseline FY 2019-20 Adopted Budget.

Various departments took personnel and other spending cuts during FY 2019-20 to offset anticipated shortfalls projected when the pandemic first struck. The 2020-21 Budget restores these spending cuts to pre-COVID levels as the reductions were meant to be short-term in nature in order fight the initial wave of the pandemic. The 2020-21 budget also includes several other measures to offset the $56.0 million revenue reduction and balance the budget, like an increase of funding from the Delinquent Tax Revolving Fund program managed by the Wayne County Treasurer in the amount of $30.5 million.

Department of Management and Budget
500 Griswold, 20th Floor, Detroit, Michigan 48226 • (313) 224-0420 • www.waynecounty.com

The FY 2019-20 annual General Fund unrestricted surplus was $135.7 million. This surplus was reported in the Annual Comprehensive Financial Report (ACFR) submitted to the State of Michigan in March, 2020. We are expecting another surplus for 2019-2020. However, as a result of the pandemic, we anticipate it will be substantially less than the surplus recorded in FY 2018-19. The final surplus numbers for FY 2019-20 will not be available until early 2021. Continued general fund surpluses are the result of the commitment and actions taken by my Administration with the help and support of the County Commission and other Elected Officials of the County.

Maintaining the fiscal health of the County is not the only priority considered in this budget. The priorities of public health and public safety are paramount to my administration in this pandemic. Thus, although we made some reduction in departmental budgets, the departments that support public health and public safety have their budgets restored to their pre-COVID levels, reversing any cuts from the recovery plan created when the pandemic first started.

In the summer of FY 2017-18, we began to build a state of the art Criminal Justice Center (CJC) that will house our jail, criminal courts, juvenile detention center and offices for the prosecutor and sheriff. Construction continues and while construction stopped during the period of time that the state shut down in the Spring, 2020 in response to the pandemic, it is still anticipated to be completed by the fall of 2022. Once completed, the County will then focus on Phase II, the consolidation of the Civil, Juvenile and Probate Courts operations currently housed in separate facilities.

Through ongoing negotiations with our unions, we continue to strategically increase the salary base in order to attract and retain a talented workforce. We are reviewing the impact of increasing the minimum county wage to $15.00 per hour. We are currently in negotiations with a number of our unions and anticipate those negotiated outcomes will mutually benefit both labor and management. Additionally, we continue to invest in our people with a strategic and equitable approach.

We will continue to invest in our technology infrastructure. The Department of Information Technology has made great strides in upgrading our technology platforms and systems. Our continued approach is to invest $5 million annually until we have modernized our technology systems.

We are on schedule to replace our antiquated general ledger system (JD Edwards) and human resources/payroll system (PeopleSoft) with a Cloud Based ERP (Enterprise Resource Planning) system. The total cost of the implementation is expected to be approximately $30 million by the time it is fully implemented in FY 2022.

Summary of Adopted FY 2020-21 and FY 2021-2022 Operating Budgets

The Adopted Budget for FY 2020-21 and FY 2021-22 certifies revenues of $1.66 billion and $1.44 billion, respectively. The budget for non-General Fund operations is $1.13 billion for FY 2020-21 and $0.89 billion for FY 2021-22. It includes funding for Special Revenue, Enterprise and Internal Service activities such as the County Roads and Parks operations, the Juvenile Justice System and the Delinquent Tax Revolving Fund (DTRF) programs. While many of these activities are partially subsidized by the General Fund, the majority of their revenue sources are non-General Fund restricted sources.

The County's General Fund Budget is segregated into two major sources of revenue:

- General Fund General Purpose revenue (GFGP) – used to fund health and welfare programs, public safety, and general government.

- Non GFGP - revenue generated by departments and elected offices from specific sources. These revenues cannot be diverted to be used to fund other areas of General Fund expenditures.

In this FY 2020-21 Budget, the County General Fund Budget will total $526.78 million. This represents a net decrease of $55.96 million from the FY 2019-20 Adopted Budget.

The County's General Fund will have a total of $371.25 million in FY 2020-21 and $394.74 million in FY 2021-22 of GFGP revenue available to fund public safety, health and welfare programs and general government, a decrease of $37.10 million from the FY 2019-20 Adopted budget. The County will have to first fund its mandatory spending obligations of $92.47 million in FY 2020-21, a reduction of $1.09 million from the FY 2019-20 Adopted Budget. The mandatory spending obligations are budgeted at $93.11 million in following year's budget. The County's mandatory spending obligations includes other debt service payments, rent payments, amounts set aside for liability settlements, required funding to the Parks, and payments to the Detroit Wayne Integrated Health Network (DWIHN), the County's mental health provider.

The remaining GFGP of $278.78 million and $301.63 million, respectively, is available to allocate among the various GFGP supported departments and offices. Non-GFGP revenues, primarily grants, fees, and charges, are $155.53 million in FY 2020-21 and $158.64 million in FY 2021-22. Total General Fund combined GFGP and non-GFGP revenues are $526.78 million, and $553.38 million, respectively in FY 2020-21 and FY 2021-22.

General Fund Revenue Sources

Property Tax Collections – In FY 2019-20, property tax collections were budgeted at $301.93 million net of tax tribunals. In FY 2020-21, the estimated collections for property taxes were reduced to $264.35 million, a reduction of $37.44 million. This reduction was the result of the general economic impact of the pandemic and actions instituted at the state level and by the County Treasurer to ensure citizens did not lose their home by allowing them to postpone tax payments. In FY 2021-22, property taxes are projected to increase to $279.40 million.

State Revenue Sharing - For the FY 2019-20, the County expected to receive revenue sharing payments of $52.65 million in state revenue sharing payment. During the fiscal year, the state reduced revenue sharing payments to the County by $12.24 million and replaced it with one time additional CARES aid. This reduction is expected to continue in FY 2020-21 and the budgets for both FY 2020-21 and FY 2021-22 includes the reduced revenue sharing amounts of $40.10 million. No additional state CARES aid payments are budgeted in FY 2020-21. FY 2020-21 Court Equity payments, which are based on filing fees collected by the County's Circuit and District Courts and used to fund court operations, total $11.50 million, and $12.50 million in FY 2020-21 and FY 2021-22 respectively. These revenues are budgeted to be lower than the FY 2019-20 budget of $13.50 million as the result of closures of the Courts due to the pandemic.

State Personal Property Tax Reimbursement - A repeal of the Personal Property Tax (PPY) was implemented in FY 2015-16, and as a result the County lost an estimated $14 million in tax collections. Counties and local municipalities now receive the replacement of this lost tax revenue from sales tax revenues from the State. In FY 2020-21, the budget includes $12.50 million in PPT reimbursement and $13.50 million in FY 2021-22.

Delinquent Tax Revolving Fund (DTRF) - The transfer from the DTRF programs is budgeted at $30.50 million, an increase of $13.01 million as agreed to by the County Treasurer. In FY 2021-22, surplus

funding from the DTRF programs are budgeted to be eliminated as there is uncertainty on the availability of surplus funds in the program due to the pandemic and other contributing factors.

General Fund Priorities

In this time of economic uncertainty and public health crisis, there must be a heightened focus on financial stewardship. Our situation today could deteriorate over time, as this pandemic continues, and our economic situation becomes clearer. County leadership must understand that things are tenuous, at best, as this budget is reviewed and approved. We will need to have agility, not just during the budget development process but also once the budget is finalized. If things get worse and our revenue expectations change, we may need to reconsider what services we provide and at what levels to adjust to a more dire situation. That said, my priorities have not wavered and are primarily focuses on the following:

Public Safety and Criminal Justice - The FY 2020-21 Budget also demonstrates my Administration's continued full commitment to public safety and Criminal Justice. This budget fully funds all jail and jail-related operations at the current levels. In addition, this budget supports the Sheriff's and Prosecutor's vital roles in the Violent Crimes Joint Task Force.

The Budget for the County Prosecutor includes an increase of 16 additional positions and continues the additional $1.5 million in funding provided FY 2019-20 to invest in and retain talent in the Office. The budget funds 270 full-time and part-time attorneys and 132 support staff in the Prosecutor's Office.

The budget for the Third Circuit Court is funded at the levels agreed to Modification #1 of the 2016 agreement and subsequent memorandums of understanding. Included in the budget, is the continued rollout of the State funded initiative Michigan Indigent Defense Commission (MIDC) intended to improve the legal defense representation for indigent defendants in the Third Circuit Court adult criminal court system.

Retirement Funding - this budget funds 100% of the defined contribution retirement plan and funds the full required funding amount as determined by the independent actuary retained by the Wayne County Employee Retirement System (WCERS) for the County's defined benefit retirement plans. This budget sets aside an additional $5.0 million in the Road Fund as additional payments to WCERS to accelerate the reduction of the unfunded actuarial accrued liability of the retirement system. Our County funded liability has increased to 64% from 62%.

Looking Forward

States law mandates the County produce an annual balanced budget. The two largest sources of revenues for the county are its property tax collections and state shared revenues. Both of these revenues have limited prospects for upward growth under the State of Michigan's broken municipal funding system that places Michigan dead last in local government spending. As can be seen from the significant reductions included in this budget as well the economic downturns in recent past, these funding sources as structured continue to threaten our ability to serve the public effectively.

We will continue to insist that each department, including those headed by elected officials, manage its expenses to available revenues. Moreover, we must remain focused on right-sizing and streamlining all County functions, while managing the workload in a fiscally prudent and operationally sound manner. We are committed as "One County" to deliver the best possible services with the available resources.

These budgets assume that growth in enterprise and other non-general fund supported special revenue funds must not be exceeded by spending increases.

With the leadership and collaboration of my Administration, the Commission, other elected officials, and employees, the County is providing a budget that delivers core services to our citizens while strategically reinvesting public monies in county infrastructure and positions in order for the County to continue down the path of financial sustainability.

Sincerely,

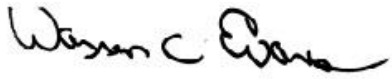

Warren C. Evans
Wayne County Executive

COUNTY COMMISSION CHANGES TO THE
COUNTY EXECUTIVE'S RECOMMENDED GENERAL FUND BUDGETS
FOR FISCAL YEARS 2020-2021 AND 2021-2022

DEPARTMENT/ACTIVITY	2020-21 RECOMMENDED BUDGET	INCREASE/ (DECREASE)	2020-21 BUDGET	2021-22 RECOMMENDED BUDGET	INCREASE/ (DECREASE)	2021-22 BUDGET
County Commission & Auditor General	$ 10,181,495	-	$ 10,181,495	$ 10,109,474	-	$ 10,109,474
Third Circuit Court	15,298,004	-	15,298,004	15,298,004	-	15,298,004
Adult Probation Services	1,834,273	-	1,834,273	1,845,273	-	1,845,273
Office of the County Executive	5,125,276	-	5,125,276	5,287,462	-	5,287,462
Pinnacle Aeropark	2,861,680	-	2,861,680	1,891,566	-	1,891,566
Economic Development Department	1,632,864	-	1,632,864	1,412,750	-	1,412,750
EDC & Land Bank Administration	1,083,636	-	1,083,636	1,092,354	-	1,092,354
County Elections	2,333,789	-	2,333,789	2,337,119	-	2,337,119
Management and Budget - Assessments	2,357,329	-	2,357,329	2,388,502	-	2,388,502
M and B Support Services	28,666,579	-	28,666,579	28,673,978	-	28,673,978
Department of Corporation Counsel	9,933,228	-	9,933,228	9,934,228	-	9,934,228
Office of the County Clerk	6,092,821	-	6,092,821	6,167,725	-	6,167,725
County Clerk - Court Services	17,945,051	-	17,945,051	18,006,717	-	18,006,717
Personnel/Human Resources	5,010,337	-	5,010,337	5,012,341	-	5,012,341
Office of the Prosecuting Attorney	44,816,733	-	44,816,733	46,328,295	-	46,328,295
Office of the Register of Deeds	8,061,574	-	8,061,574	7,810,000	-	7,810,000
R of D Remonumentation Grant	600,966	-	600,966	600,966	-	600,966
Office of the County Treasurer	7,034,304	-	7,034,304	7,121,131	-	7,121,131
Office of the Sheriff	3,889,833	-	3,889,833	4,583,475	-	4,583,475
Sheriff - Court Security	17,319,331	-	17,319,331	22,179,157	-	22,179,157
Sheriff - Non Jail Services	5,014,173	-	5,014,173	5,658,153	-	5,658,153
Sheriff - County Jails	92,129,901	-	92,129,901	108,809,954	-	108,809,954
Homeland Security/Emergency Mgt	3,159,523	-	3,159,523	3,301,479	-	3,301,479
Department of Environment	511,504	-	511,504	511,504	-	511,504
Senior Citizens - Adult Day Care	3,423,445	-	3,423,445	3,317,060	-	3,317,060
Indigent Health Care	17,270,417	-	17,270,417	17,270,949	-	17,270,949
Medical Examiner	7,840,230	-	7,840,230	7,963,056	-	7,963,056
Health/Community Programs	757,567	-	757,567	783,434	-	783,434
Veteran's Affairs	223,524	-	223,524	220,434	-	220,434
HHVS-Central Administration	4,061,949	-	4,061,949	4,066,655	-	4,066,655
Cooperative Extension	369,657	-	369,657	370,269	-	370,269
Non-Departmental [1]	54,262,505	-	54,262,505	54,897,390	-	54,897,390
Operating Transfers Out	145,679,118	-	145,679,118	148,131,419	-	148,131,419
TOTAL GENERAL FUND	**526,782,616**	**-**	**526,782,616**	**553,382,273**	**-**	**553,382,273**
ALL OTHER APPROPRIATED FUNDS	**1,129,027,569**	**-**	**1,129,027,569**	**890,740,474**	**-**	**890,740,474**
TOTAL APPROPRIATED FUNDS	**$ 1,655,810,185**	**$ -**	**$ 1,655,810,185**	**$ 1,444,122,747**	**$ -**	**$ 1,444,122,747**

The Wayne County Commission approved the 2020-21 Adopted Budget and 2021-22 Projected Budget on September 30, 2020 with General Fund Appropriation of $526.78 million and $553.38 million, respectively. The Countywide budgets total $1655.81 billion and $1444.12 billion respectively for FY 2020-21 and FY 2021-22. By Charter, only the FY 2020-21 Adopted Budget is appropriated by Ordiance.

Warren C. Evans
Wayne County Executive

Vision

A premier County with vibrant communities that serves as a gateway to prosperity.

Mission

Through effective leadership and excellent services, Wayne County provides the highest quality of life for its residents and an environment for businesses to thrive.

Values

Integrity	• We are honest and abide by ethical standards that govern our work.
Excellence	• We are committed to providing the highest quality of services.
Transparency	• We are open about what we do and why we do it.
Accountability	• We take full responsibility for our decisions and all outcomes.
Empowerment	• We equip our staff to be productive, resourceful, and innovative.
Diversity	• We promote uniqueness among individuals by valuing their ideas and experiences.

Long Term Strategic Priorities

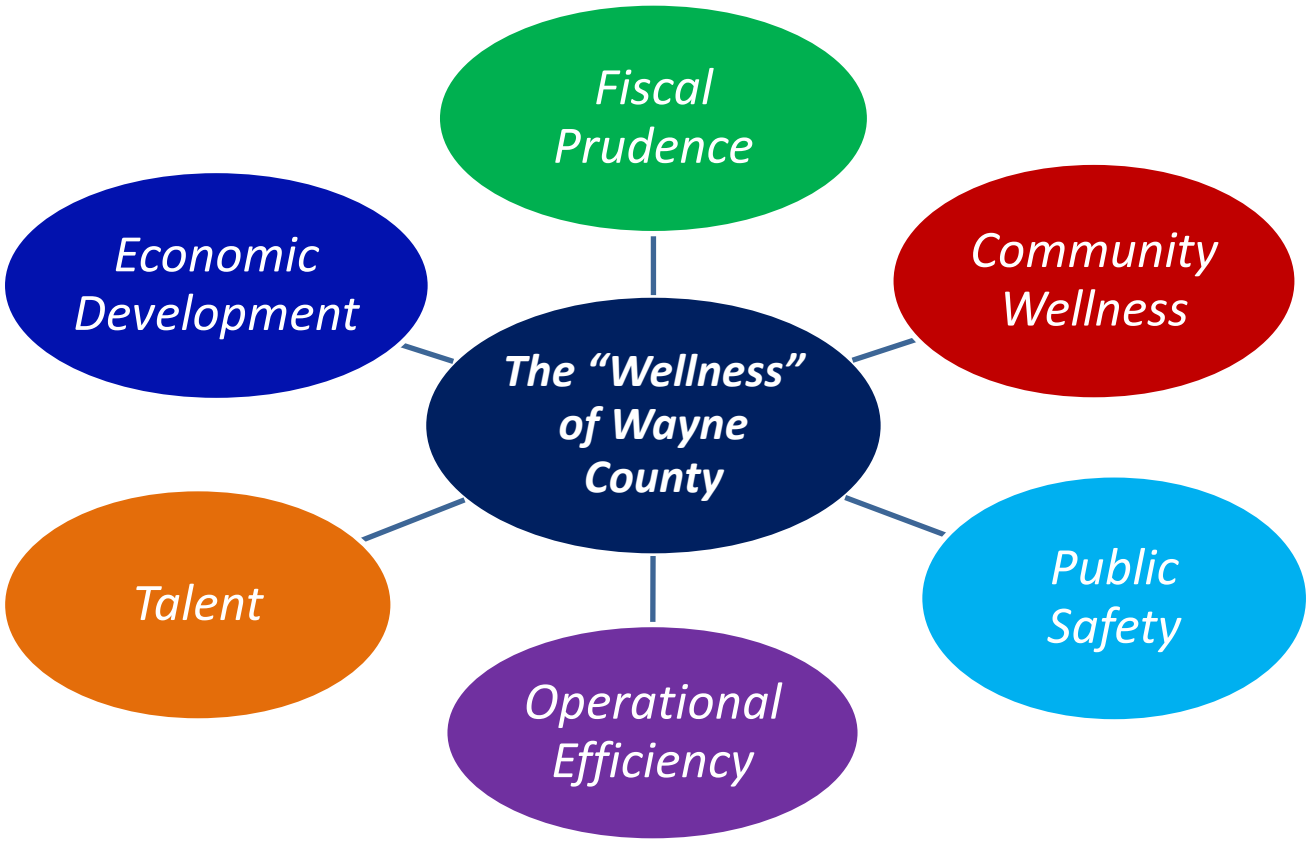

Long Term Strategic Priorities - Supporting Objectives

Fiscal Prudence	Wellness	Public Safety	Operational Efficiency	Talent	Economic Development
Provide financial stability	Ensure a safe and healthy community	Collaborate with key criminal justice partners to increase the effective use of jail resources	Procure goods and services in a timely and cost-effective manner	Engage and motivate employees of all levels	Partner with our communities to enhance local economic development efforts
Manage and maintain adequate reserves of resources	Increase access to health services	Divert people with mental illness from jails to community resources	Be a good business partner to our suppliers	Create positions that are well defined by requirements, competencies and results - aligned to current needs	Retain and spur growth of existing Wayne County businesses
	Promote a culture of wellness	Provide job readiness to juveniles	Provide timely assessment and approval of permits	Promote professional growth of employees through training and development	
		Divert juvenile offenders from being adjudicated to JDF	Provide technology systems and services that create a productive and up-to-date computing environment		

CHARTER COUNTY OF WAYNE, MICHIGAN

Strategic Focus Areas

Focus Area	Objective	Measurement
Fiscal Prudence	Provide financial stability	General Fund - fund balance as a percentage of fund expenditures
		Bond rating
	Manage and maintain adequate reserves of resources	General Fund - unrestricted fund Balance as a percentage of fund expenditures
		General cash pool monthly cash balance
		Forecast of general fund cash balances
Community Wellness	Ensure a safe and healthy community	Number of rehabilitation projects in low/moderate income communities completed
		Number of blighted structures removed
		Percentage of required food establishment inspections completed
		Number Community gardens established in underserved communities
		Percentage of required pool inspections completed
	Increase access to health services	Percentage of Wayne County residents utilizing Federal Qualified Health Clinics (FQHC)(based on total low income population/community)

CHARTER COUNTY OF WAYNE, MICHIGAN

Strategic Focus Areas

Focus Area	Objective	Measurement
Community Wellness	Increase access to health services (Continued)	Market penetration rate of existing WC-FQHC (based on total population)
		Percentage of Wayne County residents with a healthcare provider
		Percentage of Wayne County residents who received oral care (within a year)
		Percentage of small businesses newly enrolled in county health plan
	Promote a culture of wellness	Percentage of Wayne County residents who received a routine checkup (within a year)
		Percentage of Wayne County children ages 19 to 35 months who are immunized
		Percentage of Wayne County residents receiving routine screenings for cancer
Public Safety	Collaborate with key criminal justice partners to increase the effective use of jail resources	Number of days from the date of a tether order or administrative jail release until placement on electronic monitoring for general jail population
		Percentage of jail population diversion recommendations from community corrections that are accepted by the court
	Divert people with mental illness from jails to community resources	Percentage of mental health consumers released with a community services discharge plan
		Number of days from the date of a tether order or administrative jail release until a mental health consumer is placed on a tether

CHARTER COUNTY OF WAYNE, MICHIGAN

Strategic Focus Areas

Focus Area	Objective	Measurement
Public Safety	**Divert people with mental illness from jails to community resources (Continued)**	Number of days spent in jail until discharge plan completed for mental health consumers
	Ensure juvenile program effectiveness and accountability	Percentage of recidivism for eligible youth under Juvenile Justice supervision
		Percentage of escalations to higher levels of care
	Reduce the number of youth formally adjudicated into juvenile justice system and out-of-home placement	Number youth placed in Juvenile Justice diversion programs
		Length of Stay in CMO Out-of-home care
	Promote education, training and job readiness skills for adjudicated youth	Number of eligible youth under Juvenile Justice supervision that obtain a job or gain work experience
Operational Efficiency	**Procure goods and services in a timely and cost-effective manner**	Administrative lead time
		Customer satisfaction
		Average PO administrative cost
		Procurement Savings
		Procurement Return on Investment

CHARTER COUNTY OF WAYNE, MICHIGAN

Strategic Focus Areas

Focus Area	Objective	Measurement
Operational Efficiency	**Be a good business partner to our suppliers**	Days elapsed from invoice receipt to payment
	Provide timely assessment and approval of permits	Days elapsed from permit application to approval
	Provide technology systems and services that create a productive, and up-to-date computing environment.	Percentage of core software at planned version per roadmap
		Percentage of PCs that are four years old or less
		Percentage network availability
		Percentage trouble tickets resolved within one business day
		Number of waynecounty.com website outages
Talent	**Engage and motivate employees of all levels**	Employee engagement score
		Employee engagement survey response rate
		Number voluntary employee turnover excluding retirement
		Number employee grievances

CHARTER COUNTY OF WAYNE, MICHIGAN

Strategic Focus Areas

Focus Area	Objective	Measurement
Talent	**Create positions that are well defined by requirements, competencies and results aligned to current needs**	Number days from vacancy to position filled
		Vacancy rate
		Number of jobs filled with Wayne County government from economic development efforts
		Percentage new hires successfully completing probationary period
		Percentage of positions with position analyses
		Percentage of departmental operational needs assessments complete
	Promote professional growth of employees through training and development	Percentage of talent assessments complete
		Percentage of GAP analyses between needs and talent competency complete
		Training test: average effectiveness rating
		Training survey: average satisfaction rating
Economic Development	**Partner with our communities to enhance local economic development efforts**	Percentage of community participation in community partnership forums
		Number of leads shared between Wayne County and our communities

CHARTER COUNTY OF WAYNE, MICHIGAN

Strategic Focus Areas

Focus Area	Objective	Measurement
Economic Development	**Partner with our communities to enhance local economic development efforts (Continued)**	Number of jobs created from community projects
		Number of jobs created with businesses located in Wayne County
		$ investment created by community projects
		Percentage of grant dollars awarded that were spent
	Retain and spur growth of existing Wayne County businesses	Number of businesses contacted
		Percentage of total procurement that is spent with Wayne County businesses
		Percentage of total contracts awarded that are awarded to Wayne County businesses
		Number of education sessions conducted on how to do business with Wayne County

The administration is developing a long term strategic plan intended to improve the service delivery to the Citizens of Wayne County. The plan is anticipated to take a number of years to fully implement. The County wide Strategic Focus Areas identified above are color coded to map to the Chief Executives' Strategic Priorities on page 1-15 of this document. Departments under the authority of the Chief Executive in turn have identified department level Strategic Focus Areas as well. Performance measurements intended to measure the County's progress in each of these areas are being developed and will be presented in next year's document. The Department level Strategic Focus Areas can be found in the department sections of this document.

Strategic Priorities - One Time Enabling Initiatives

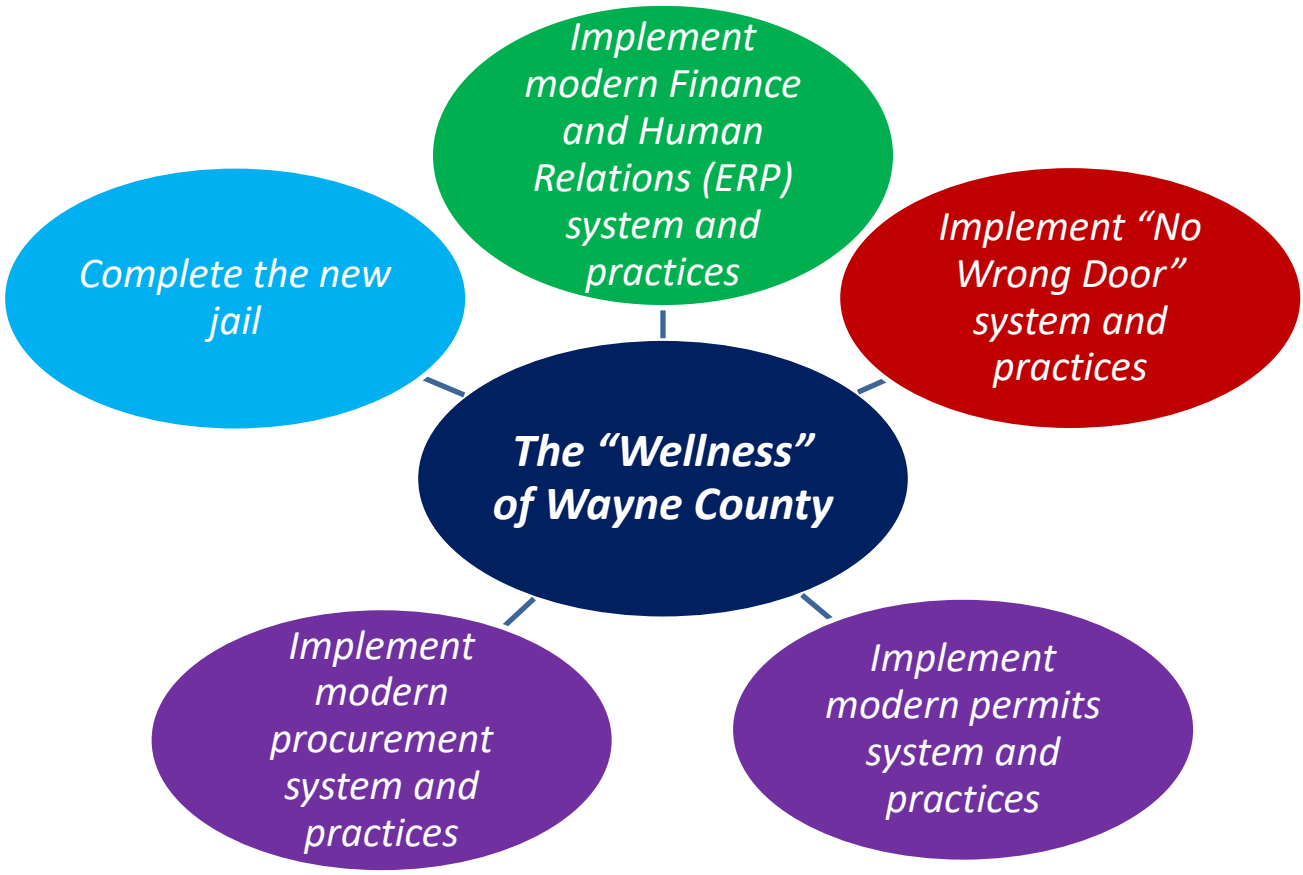

WAYNE COUNTY COMMISSION

Alisha R. Bell
Chair, 7th District

Joseph Palamara, Vice Chair 15th District
Jewel C. Ware, Vice Chair Pro Tempore 2nd District

Timothy P. Killeen
1st District

Martha G. Scott
3rd District

Ilona Varga
4th District

Irma Clark-Coleman
5th District

Monique Baker McCormick
6th District

David M. Knezek Jr.
8th District

Terry A. Marecki
9th District

Melissa Daub
10th District

Al Haidous
11th District

Glenn S. Anderson
12th District

Sam Baydoun
13th District

Raymond Basham
14th District

OTHER WAYNE COUNTY ELECTED OFFICIALS

Circuit Court
Timothy M. Kenny
Chief Judge

Patricia P. Fresard
Chief Judge Pro Tempore

Probate Court
Freddie G. Burton, Jr.
Chief Judge

David Braxton
Chief Judge Pro Tempore

County Clerk
Cathy M. Garrett

Register of Deeds
Bernard J. Youngblood

Prosecuting Attorney
Kym L. Worthy

Sheriff
Benny N. Napoleon

Treasurer
Eric R. Sabree

WAYNE COUNTY COMMISSION
COMMITTEES, TASK FORCES AND ADVISORY BOARDS

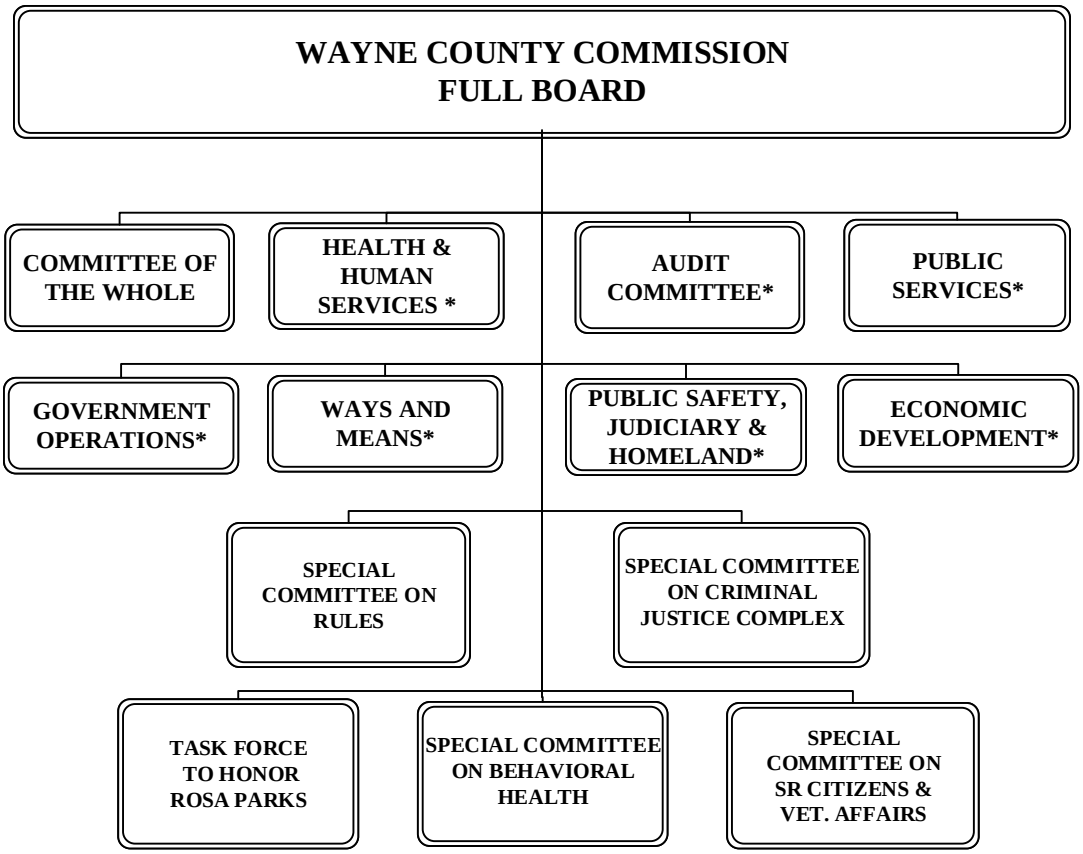

*Standing Committees serve as an oversight of County Departments as well as deliberate on matters referred by the Chairperson of the Commission or his/her designee.

This page intentionally left blank.

Adopted Budget FY 2020-2021
and
Projected FY 2021-2022

CHARTER COUNTY OF WAYNE
BUDGET CYCLE

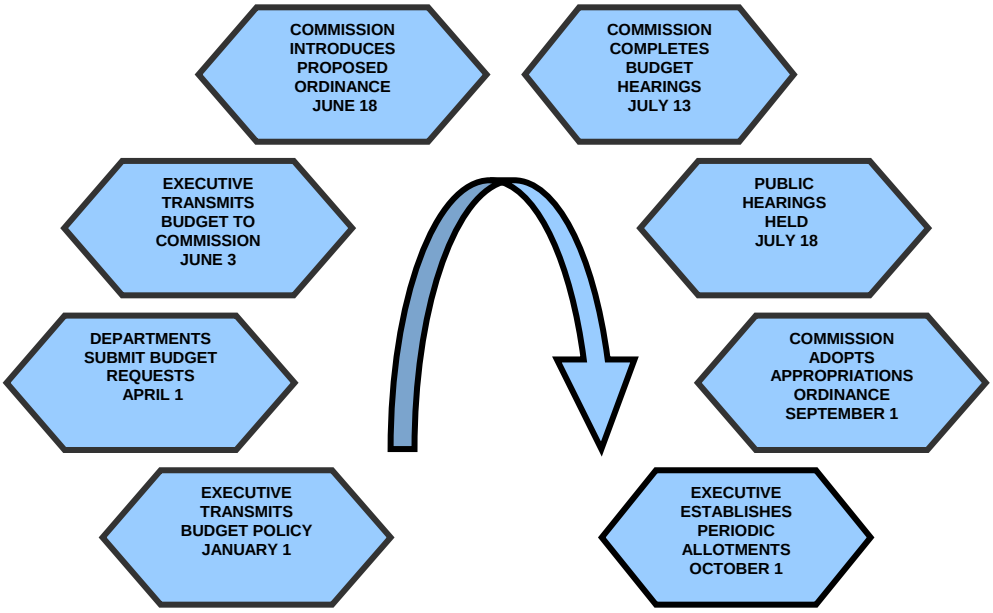

BUDGET CALENDAR

Article V in the Wayne County Charter establishes dates for budget preparation, transmission, adoption and implementation.

January 1	*The County Executive transmits the budget policy statement, including revenue estimates, to all departments and agencies.*
April 1	*All departments and agencies submit their budget requests and other required information to the County Executive.*
June 3	*The County Executive transmits the proposed budget to the County Commission.*
June 18	*The County Commission introduces the proposed Appropriation Ordinance.*
July 13	*The County Commission completes hearings on the budget.*
July 18	*The County Commission holds at least two public hearings to receive citizen testimony on the budget.*
September 1	*The County Commission adopts the appropriations ordinance.*
October 1	*The County Executive establishes a schedule of periodic allotments for the fiscal year.*

READER'S GUIDE TO WAYNE COUNTY'S BUDGET

The budget document is organized into the following sections: The first pages of the book, before the tabbed sections, provide an introduction to Wayne County Government. It includes a listing of all Elected Officials and Executive Department Heads, a countywide organizational chart and an Executive Branch organization chart. In addition, the County's Mission Statement, the County Executive's Vision, Values, Long Term Strategic Priorities, Long Term Strategic Priorities-Supporting Objectives, Strategic Priorities-One Time Enabling Initiatives, Budget Message and the County Commission's Changes to the County Executive's Recommended Budget for the fiscal year are included.

The tabbed sections of the book begin with Tab 1, a Budget Overview, including this Reader's Guide, format changes to the budget, the budget calendar, the budget process, a summary of the County's major financial policies that impact the development of the Budget, County profile, fund and account descriptions, assumptions used and actions taken in the development of the adopted budget.

Tab 2 is a Budget Summary of all appropriated funds and Position Summary and Tab 3, a Budget Summary of the General Fund. Tabs 2 and 3 include charts and graphs illustrating the adopted budget's funding and personnel.

The next twenty individual tabs include all of the Elected Officials and Executive Departments representing the Executive, Legislative and Judicial functions of Wayne County government.

At the department level, all departments continue to present the budget in the original format to provide historical information more consistently. The Department sections are arranged in alphabetical order separated by a divider. The back of each divider includes a pie chart depicting the department's major expenditure categories as well as a five-year expenditure trend bar chart. Included behind each department tab is: a summary of the Department's overall operations including the Mission Statement, Budget Summary showing the department's total expenditures, sources of revenues and an Organizational Chart.
New Initiatives and an Impact Statement which explains how this year's budget will effect each department's operations. Following the Department Narrative Section is the Financial Section which includes a three-year fiscal presentation of the budgeted revenues, expenditures and positions. This more detailed presentation is organized by fund and function. Also included in this section is a schedule highlighting and explaining the changes to the Department's budget from the prior year.

Since the Chief Executive Officer and his Administration took office January 1, 2015, the Departmental Goals, Objectives and Performance Measures have been revised to reflect the vision of the CEO. The process to fully incorporate the administration's vision, mission, values and strategic priorities at the departmental level is currently underway. The County has made significant progress in developing strategic priorities within all levels of County government. That being said, we consider this process as in a perpetual state of improvement. Included in this document represents the CEO's overall goals, objectives and performance measures as well as departmental objectives and performance measures. In addition, the intent is to report on a regular basis, departmental scorecards which are being used to depict goal and objectives as well as performance measures and results. The other County Elected Officials have been invited to use this format and several have included Strategic Focus Area data.

The final sections of the Budget document contains tabs related to the County's Non-Departmental allocations, Debt Service and Capital and concludes with an Appendix that includes the Adopted Appropriations Ordinance for the fiscal year, detailed financial policies, demographics, glossary and list of acronyms.

SAMPLE OF THE DEPARTMENTAL BUDGET SECTIONS

The Budget Summary is the first page of every department section allowing for a quick view of the overall budget for the current fiscal year as well as two years of budget history. The department's mission statement, positions and organizational charts are also included. All departments are organized in the same format and order. This information has been historically provided in the budget document.

Departments Performance Budget will have additional schedules explaining the department's budget from the performance programmatic view which will be discussed later in this section.

The first page of every department section of the Budget Document will be presented in the format diagramed below. It is meant to provide the reader with a snapshot of the operating budget for the department.

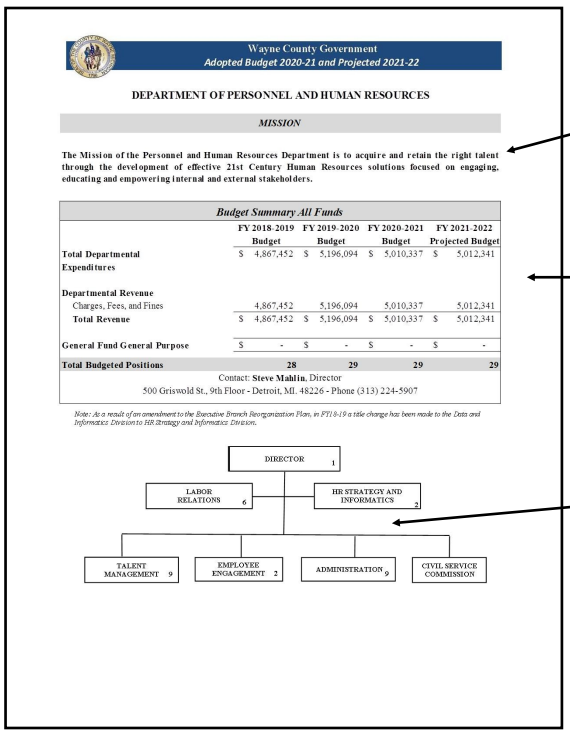

Wayne County Government
Adopted Budget 2020-21 and Projected 2021-22

DEPARTMENT OF PERSONNEL AND HUMAN RESOURCES

MISSION

The Mission of the Personnel and Human Resources Department is to acquire and retain the right talent through the development of effective 21st Century Human Resources solutions focused on engaging, educating and empowering internal and external stakeholders.

Budget Summary All Funds

	FY 2018-2019 Budget	FY 2019-2020 Budget	FY 2020-2021 Budget	FY 2021-2022 Projected Budget
Total Departmental Expenditures	$ 4,867,452	$ 5,196,094	$ 5,010,337	$ 5,012,341
Departmental Revenue				
Charges, Fees, and Fines	4,867,452	5,196,094	5,010,337	5,012,341
Total Revenue	$ 4,867,452	$ 5,196,094	$ 5,010,337	$ 5,012,341
General Fund General Purpose	$ -	$ -	$ -	$ -
Total Budgeted Positions	28	29	29	29

Contact: **Steve Mahlin**, Director
500 Griswold St., 9th Floor - Detroit, MI. 48226 - Phone (313) 224-5907

Note: As a result of an amendment to the Executive Branch Reorganization Plan, in FY18-19 a title change has been made to the Data and Informatics Division to HR Strategy and Informatics Division.

DIRECTOR 1
LABOR RELATIONS 6
HR STRATEGY AND INFORMATICS 2
TALENT MANAGEMENT 9
EMPLOYEE ENGAGEMENT 2
ADMINISTRATION 9
CIVIL SERVICE COMMISSION

This section displays the Department Mission Statement

This section displays the Department's Revenues, Total Expenditures, Full Time Equivalents (FTE's) and Contact information

This section displays the Departmental Organizational Chart

MAJOR ACTIVITIES AND DESCRIPTIONS

The next section will begin on page two and display the descriptions of Major Activities, Although updated from prior years, the information provided in this section is similar to the information provided in the prior year's budget document.



Wayne County Government
Adopted Budget 2020-21 and Projected 2021-22

DEPARTMENT OF PERSONNEL/ HUMAN RESOURCES

MAJOR ACTIVITIES AND DESCRIPTIONS

The Department of Personnel/ Human Resources (P/HR) is responsible for the management of Wayne County's human resources and labor relations functions. The Department develops and manages strategic programs, services, administration and projects related to talent management, civil service appeals, collective bargaining/union relations, payroll/timekeeping administration, organizational analytics and employee engagement initiatives for employees, departments, Elected Offices, and job applicants, in accordance with the County Charter, Civil Service Rules and human resource (HR) best practices.

The Department consists of the following six Divisions:

1) Division of Talent Management;
2) Division of Employee Engagement;
3) Division of Labor Relations;
4) Division of HR Strategy and Informatics;
5) Division of Administration; and
6) Division of Civil Service Commission

Talent Management Division
The Talent Management Division is responsible for all functions related to filling entry, promotional and executive level positions. This includes verifying appropriate job qualifications, classifications and salary grades, as well as, identifying, screening, and testing/ examining qualified internal and external candidates. The Division also manages the County's displacement process.

Employee Engagement Division
The Employee Engagement Division is primarily responsible for training and developing employees on County policies and various technical, administrative, supervisory, leadership and other professional development topics, along with trainings mandated by federal and state laws. The Division supports operating departments with succession planning by identifying and developing staff, through the use of professional development plans, with the potential to fill key operating and leadership positions. The Division is also responsible for developing programs and tools to support performance management and career pathing as a means to assist staff with identifying their marketable skills, career goals and advancement opportunities.

Labor Relations Division
The Labor Relations Division is responsible for negotiating and administering collective bargaining agreements, including the processing of grievances, arbitrations, and overseeing labor/management and employee relations, as well as, staff discipline and terminations on behalf of the County. The Division also investigates discrimination and other employment-related complaints. In accordance with the Wayne County Charter, the Director of the Labor Relations Division operates under the direct supervision of the County Executive when negotiating union contracts.

HR Strategy and Informatics Division
The HR Strategy and Informatics Division is responsible for collecting, analyzing and utilizing data needed to assist the County in consistently using its human resources to operate efficiently and effectively. The Division maintains up-to-date position descriptions, for all County positions, and conducts best practice studies to ensure that P/HR's policies and procedures are aligned with current industry standards. This Division is responsible for lending and supporting P/HR's strategic goals, including near and long-term technology and partnership projects required to leverage P/HR's integration and on-going use of the Wayne County Enterprise Resource Planning (ERP) technology hub. Additionally, the Division is responsible for leveraging labor market compensation data to help align the competitiveness of Wayne County wages and aid in providing compensation recommendations based on external market and internal equity data. The Division is also responsible for developing and maintaining P/HR's "Data Dashboard" to continuously display current information pertaining to P/HR's organizational performance.

Administration Division
The Administration Division is responsible for payroll/ time keeping functions assigned to P/HR and coordinates time and labor with the payroll functions assigned to the Management and Budget Department. The Division manages and maintains official staff personnel records and information, including employee personnel files. Additional responsibilities include the processing of wage requests, responding to unemployment claims, responding to requests for records and ensuring all employment actions and changes in employment status are accurately entered into the County's Human Resource Information System (HRIS).

Civil Service Commission
The Civil Service Commission is a charter mandated independent body that is responsible for adjudicating appeals that arise from Wayne County's employment examination processes for classified employees. The Civil Service Commission also serves as the dispute resolution body for non-represented classified employees.

This section displays the Major Activities of the Department

MAJOR ACTIVITIES AND DESCRIPTIONS

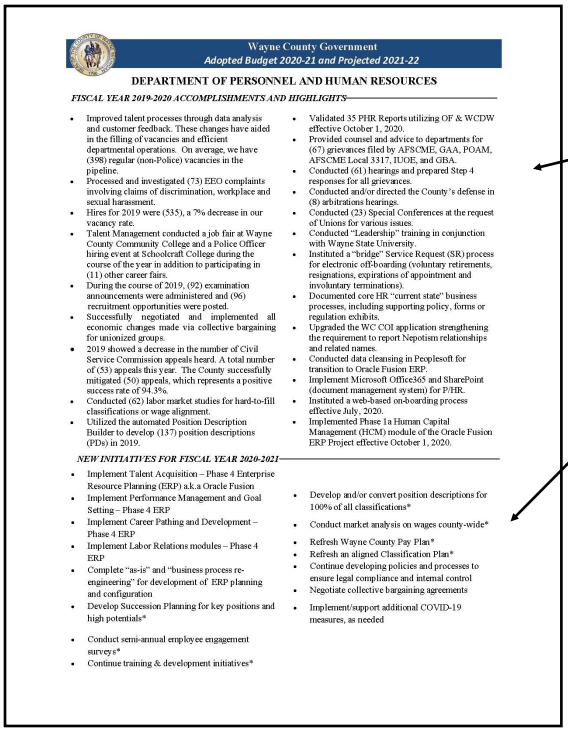

Wayne County Government
Adopted Budget 2020-21 and Projected 2021-22

DEPARTMENT OF PERSONNEL AND HUMAN RESOURCES

FISCAL YEAR 2019-2020 ACCOMPLISHMENTS AND HIGHLIGHTS

- Improved talent processes through data analysis and customer feedback. These changes have aided in the filling of vacancies and efficient departmental operations. On average, we have (398) regular (non-Police) vacancies in the pipeline.
- Processed and investigated (73) EEO complaints involving claims of discrimination, workplace and sexual harassment.
- Hires for 2019 were (535), a 7% decrease in our vacancy rate.
- Talent Management conducted a job fair at Wayne County Community College and a Police Officer hiring event at Schoolcraft College during the course of the year in addition to participating in (11) other career fairs.
- During the course of 2019, (92) examination announcements were administered and (96) recruitment opportunities were posted.
- Successfully negotiated and implemented all economic changes made via collective bargaining for unionized groups.
- 2019 showed a decrease in the number of Civil Service Commission appeals heard. A total number of (53) appeals this year. The County successfully mitigated (50) appeals, which represents a positive success rate of 94.3%.
- Conducted (62) labor market studies for hard-to-fill classifications or wage alignment.
- Utilized the automated Position Description Builder to develop (137) position descriptions (PDs) in 2019.
- Validated 35 PHR Reports utilizing OF & WCDW effective October 1, 2020.
- Provided counsel and advice to departments for (67) grievances filed by AFSCME, GAA, POAM, AFSCME Local 3317, IUOE, and GBA.
- Conducted (61) hearings and prepared Step 4 responses for all grievances.
- Conducted and/or directed the County's defense in (8) arbitrations hearings.
- Conducted (23) Special Conferences at the request of Unions for various issues.
- Conducted "Leadership" training in conjunction with Wayne State University.
- Instituted a "bridge" Service Request (SR) process for electronic off-boarding (voluntary retirements, resignations, expirations of appointment and involuntary terminations).
- Documented core HR "current state" business processes, including supporting policy, forms or regulation exhibits.
- Upgraded the WC COI application strengthening the requirement to report Nepotism relationships and related names.
- Conducted data cleansing in Peoplesoft for transition to Oracle Fusion ERP.
- Implement Microsoft Office365 and SharePoint (document management system) for P/HR.
- Instituted a web-based on-boarding process effective July, 2020.
- Implemented Phase 1a Human Capital Management (HCM) module of the Oracle Fusion ERP Project effective October 1, 2020.

NEW INITIATIVES FOR FISCAL YEAR 2020-2021

- Implement Talent Acquisition – Phase 4 Enterprise Resource Planning (ERP) a.k.a Oracle Fusion
- Implement Performance Management and Goal Setting – Phase 4 ERP
- Implement Career Pathing and Development – Phase 4 ERP
- Implement Labor Relations modules – Phase 4 ERP
- Complete "as-is" and "business process re-engineering" for development of ERP planning and configuration
- Develop Succession Planning for key positions and high potentials*
- Conduct semi-annual employee engagement surveys*
- Continue training & development initiatives*
- Develop and/or convert position descriptions for 100% of all classifications*
- Conduct market analysis on wages county-wide*
- Refresh Wayne County Pay Plan*
- Refresh an aligned Classification Plan*
- Continue developing policies and processes to ensure legal compliance and internal control
- Negotiate collective bargaining agreements
- Implement/support additional COVID-19 measures, as needed

This section displays the Departments Accomplishments and other Highlights of the previous year

The next sections will explain Prior year Highlights and Accomplishments of the department that occurred during the past fiscal year, New Initiatives and the Impact Statement.

FINANCIAL REPORT

Following the major activities, accomplishments and highlights is the departments Financial Report. This report displays the detailed revenue and expenditure budget information for the previous two years, the current year and the next years projected budget for the department. This report is organized by fund and function. Also included in this section is the summary of positions which displays the list of positions that were adopted as part of the budget.

This is the Fund Number and Name

Summary of Budgeted Positions follows next on the report

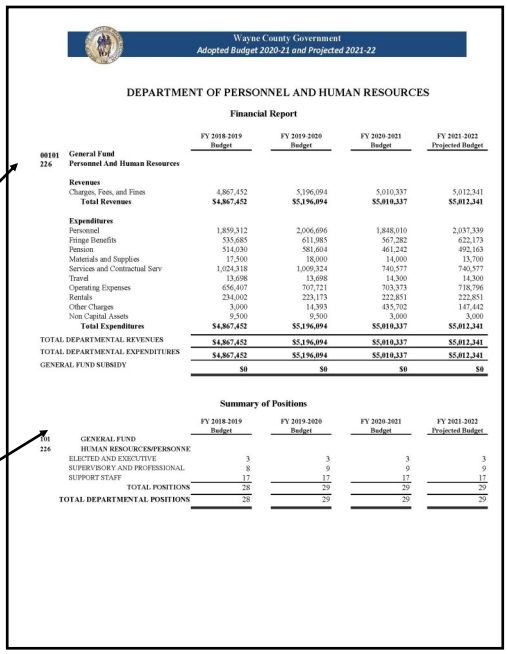

Wayne County Government
Adopted Budget 2020-21 and Projected 2021-22

DEPARTMENT OF PERSONNEL AND HUMAN RESOURCES

Financial Report

		FY 2018-2019 Budget	FY 2019-2020 Budget	FY 2020-2021 Budget	FY 2021-2022 Projected Budget
00101	**General Fund**				
226	**Personnel And Human Resources**				
	Revenues				
	Charges, Fees, and Fines	4,867,452	5,196,094	5,010,337	5,012,341
	Total Revenues	**$4,867,452**	**$5,196,094**	**$5,010,337**	**$5,012,341**
	Expenditures				
	Personnel	1,859,312	2,006,696	1,848,010	2,037,339
	Fringe Benefits	535,685	611,985	567,282	622,173
	Pension	514,030	581,604	461,242	492,163
	Materials and Supplies	17,500	18,000	14,000	13,700
	Services and Contractual Serv	1,024,318	1,009,324	740,577	740,577
	Travel	13,698	13,698	14,300	14,300
	Operating Expenses	656,407	707,721	703,373	718,796
	Rentals	234,002	223,173	222,851	222,851
	Other Charges	3,000	14,393	435,702	147,442
	Non Capital Assets	9,500	9,500	3,000	3,000
	Total Expenditures	**$4,867,452**	**$5,196,094**	**$5,010,337**	**$5,012,341**
TOTAL DEPARTMENTAL REVENUES		**$4,867,452**	**$5,196,094**	**$5,010,337**	**$5,012,341**
TOTAL DEPARTMENTAL EXPENDITURES		**$4,867,452**	**$5,196,094**	**$5,010,337**	**$5,012,341**
GENERAL FUND SUBSIDY		**$0**	**$0**	**$0**	**$0**

Summary of Positions

		FY 2018-2019 Budget	FY 2019-2020 Budget	FY 2020-2021 Budget	FY 2021-2022 Projected Budget
101	**GENERAL FUND**				
226	**HUMAN RESOURCES/PERSONNE**				
	ELECTED AND EXECUTIVE	3	3	3	3
	SUPERVISORY AND PROFESSIONAL	8	9	9	9
	SUPPORT STAFF	17	17	17	17
	TOTAL POSITIONS	28	29	29	29
TOTAL DEPARTMENTAL POSITIONS		28	29	29	29

BUDGET CHANGES AND HIGHLIGHTS

This schedule provides the reader a high level departmental snapshot of changes in the budget from the prior years budget. The schedule shows the net increase or (decrease) from year to year along with a high level explanation of the change by account type, i.e. revenues, personnel, fringe benefits, etc

These columns display the net change amount from the previous fiscal year and a brief explanation

Wayne County Government
Adopted Budget 2020-21 and Projected 2021-22

DEPARTMENT OF PERSONNEL AND HUMAN RESOURCES

BUDGET CHANGE AND HIGHLIGHTS FY2020-2021

	Increase / Decrease from 2019-20 Adopted Budget	*Description of Change*
REVENUES		
Charges, Fees, and Fines	(185,757)	Decrease Charges for Services
TOTAL REVENUES	$ (185,757)	
EXPENDITURES		
Personnel	(158,686)	Cares Act Reimbursements in FY 2021
Fringe Benefits	(44,703)	Based on published rates
Pension	(120,362)	Cares Act Reimbursements in FY 2021
Materials and Supplies	(4,000)	Decrease in On Demand Office Supplies
Services and Contractual Services	(268,747)	Decrease Miscellaneous Professional Services & Legal Services
Travel	602	Increase Travel Local/Auto Mileage
Operating Expenses	(4,348)	Decrease Advertising, Insurance & Bonds
Rentals	(322)	Decrease Building Rental
Other Charges	421,309	Increase Miscellaneous Operating
Non Capital Assets	(6,500)	Computer Equipment
TOTAL EXPENDITURES	$ (185,757)	
GENERAL FUND GENERAL PURPOSE	$ -	

DEPARTMENTS STRATEGIC FOCUS

Wayne County Government
Adopted Budget 2020-21 and Projected 2021-22

DEPARTMENT OF PERSONNEL AND HUMAN RESOURCES

Department Strategic Focus Areas

Focus Area	Objective	Measurement	Reporting Frequency	FY 18/19	FY 19/20 Current Results	FY 20/21 TARGET	Measurement As of Date
Talent	Engage and motivate employees of all levels	Orientation score	Annual	4.1	4.8	4.3	3/31/2020
		Orientation survey response rate	Annual	69%	72%	75%	3/31/2020
		Percent of voluntary employee turnover excluding retirement	Monthly	1.4%	1.20%	<3%	3/31/2020
		Number of employee grievances	Monthly	14	8.5	<7	3/31/2020
	Create positions that are well defined by requirements, competencies and results aligned to current needs	Time to fill	Monthly	130 days	138 days	65 days	3/31/2020
		Vacancy rate	Monthly	8.3	7.6%	<10%	3/31/2020
		Percentage of new hires successfully completing probationary period	Monthly	90%	92.0%	95%	3/31/2020
		Percentage of positions with position descriptions (PD) complete	Annual	83%	53.0%	50%	3/31/2020
		Average positions placed/filled	Monthly	10.4	13.2	10.0	3/31/2020
	Promote professional growth of employees through training and development	Number of employee trainings taken	Annual	12322	16,134	20,000	3/31/2020
		Training surveys: average satisfaction rating	Annual	3.5	4.2	4.0	3/31/2020

This schedule shows the department's Strategic Focus Area which align with the County's Strategic Priorities

Following the Budget Changes and Highlights schedule are the Departments Strategic Focus Area which outlines their Goals, Objectives and Measurements as they align with the County's Long Term Strategic Priorities.

THE ANNUAL BUDGET PROCESS

MECHANICS OF THE ANNUAL BUDGET PROCESS

The annual budget serves as the foundation for the County's financial planning and control for the upcoming year. The Appropriations Ordinance adopted by the County Commission represents the legal authorization for county departments to procure goods and services on behalf of the citizens of Wayne County.

Section 5 of the County Charter sets the timeline which must be met during the budget process. The first step is the development and transmittal of the budget policy statement and budget goals to all county departments. All agencies of the County are required to submit requests for appropriation on or before April 1st of each year. These requests are the starting point for developing a proposed budget. The County Executive submits the proposed operating budget to the Commission for review prior to June 3rd as required by the County Charter. After public hearings to obtain taxpayers' comments, the Commission enacts the budget through the passage of the appropriations ordinance which can be found in the appendix of this document. The budget for the General Fund is adopted by function (e.g., general government, public safety, public works, etc). Amendments to aggregate departmental appropriations require approval of the Commission. Certain transfers within same line items that do not affect aggregate departmental appropriations may be made without the Commission's approval.

BALANCED BUDGET

The County budget, by State and County law, must be balanced. This means that budgeted expenditures can not exceed appropriated revenues, transfers or use of fund balance reserves. In simple terms, the County is obligated to live within its financial means and avoid spending when the resources to pay for these expenditures are not available. The County is subject to the budgetary control requirements of the State of Michigan Public Act 2 of 1968 known as the Uniform Budgeting Act which requires all local units of government in Michigan to adopt balanced budgets, establish responsibilities and define procedures for the preparation, adoption and maintenance of the budget, and require certain information for the budget process. The following statements represent a brief synopsis of the major provisions of this Act. These provisions are reinforced and reiterated in the County's Home Rule Charter, adopted by the Wayne County voters in 1981:

1. Budgets must be adopted for the General Fund, special revenue funds, and debt service funds.
2. The budgets must be balanced – i.e. budgeted expenditures cannot exceed the appropriated revenues. Expenditures may include reservations or contingencies in addition to expenditures for operating purposes. In certain cases, fund balance reserves and transfers from other funds can be appropriated as part of the budget to supplement revenues.
3. Expenditures cannot be made unless authorized in the budget.
4. The budget must be amended when necessary.
5. Debt cannot be incurred unless permitted by law.
6. Public hearings must be held before budget adoption.

BUDGET POLICY STATEMENT AND BUDGET GOALS

The County Executive Officer (CEO) has the charter responsibility for preparation and submission of a comprehensive budget for Wayne County. At least nine months before the start of the next fiscal year, the CEO transmits the Budget Policy Statement to all units of County government to be included in the budget. The budget policy statement outlines the CEO's goals, objectives and guidelines for the next fiscal year as well as identifies economic conditions, constraints and assumptions which may impact the budget. The policy statement also includes estimates of revenue anticipated to be available for the next fiscal year. Departmental budget requests are required to comply with assumptions outlined in the CEO's policy statement.

BUDGET REQUESTS

For FY 2020-21, all departments were advised through the CEO's policy statement of the available revenues and global policies. All departments were required to submit budgets that stayed within their current level of GFGP appropriation as approved in the FY 2019-20 Adopted Budget. All Enterprise and non-general fund supported budget requests were to be balanced. Departments could not exceed their expenditure targets unless a new revenue source other than general fund general purpose revenue could be identified. Likewise, if departmental revenue decreased, departments were expected to absorb the loss and reduce their expenditure requests.

The budget request package sent to each department head and elected official included budget request detail forms, personnel lists, fringe benefit calculation instructions, departmental narratives, five-year capital improvement spreadsheets, and various other forms to be used to detail background information which would provide justification for budget requests. Ideas for new revenue sources were encouraged. The due date for submission of budget requests is on or before April 29, 2020.

BUDGET DOCUMENT AND TRANSMITTAL

On or before June 3rd or at least 120 days before the new fiscal year begins, the CEO is required to transmit the proposed comprehensive budget to the Commission. This budget contains the budget message, budget document, the proposed Appropriations Ordinance, as well as other information required by County Charter, law or ordinance.

COUNTY COMMISSION REVIEW AND ADOPTION

By Charter, at least 105 days before the next fiscal year (June 18), the Commission is required to introduce the proposed Appropriations Ordinance. Hearings on the budget are to be completed 80 days prior to the next fiscal year (July 13), which affords an opportunity for persons authorized by law to testify. During this period the Commission may request the CEO to submit additional information concerning the comprehensive budget. Two public hearings must be held at least 75 days prior to the start of the next fiscal year (July 18) to receive citizen testimony on the budget. Notice of these hearings must be published as required by law.

The Commission is required by Charter to adopt the Appropriations Ordinance 30 days before the next fiscal year (September 1). The total appropriations cannot exceed revenue estimates certified by the CEO plus any increase in revenue raising authority adopted. Any proposed amendments that would increase appropriations on final adoption of the budget must also include a balancing increase in revenue raising authority or a reduction in other proposed expenditures.

The Appropriations Ordinance contains funding for debt service, pensions and the other mandatory expenditures certified by the CEO. It contains budget execution instructions and establishes the transfer and impoundment authority of the CEO. More importantly, it constitutes a determination by the Commission that the appropriations to each department, agency and elected official are a serviceable level of funding.

As a result of a Charter amendment passed by vote of the citizens in November, 2012, the authority determining the format of the Appropriation Ordinance was transferred from the CEO to the County Commission. The County Commission has determined that for FY 2020-21, the County Budget Appropriation Ordinance will be presented and adopted in a summarized format which consolidates like revenues and expenditures into major groups or classifications. Total salary, total fringe benefits, supplies are appropriated in total by their classification. While maintaining a certain level of transparency in budgeting, as well as more control and oversight by the Commission, it reduces the number of budget adjustments coming to the Commission for approval. The Appropriation Ordinance in its entirety is in the appendix of this document.

BUDGET AMENDMENT PROCESS

Budget amendments that change the Appropriations Ordinance require Commission approval. It should be noted that general ledger detail accounts below the level at which the Commission adopts the budget may be revised without Commission action, as long as that revision does not change the appropriations set forth in the Enrolled Appropriations Ordinance. An increase in appropriations may be made only if sufficient non-appropriated revenue is available. In the event that the CEO submits a proposed appropriation reduction based on a certified reduction in estimated revenue, the Commission must reduce appropriations, to avoid a deficit, within 30 days after the certification of the reduced revenue or the requested appropriation reduction submitted by the CEO takes effect.

BUDGET AMENDMENT PROCEDURE

It is the responsibility of County Departments and Elected Offices to monitor their budgets and advise the Chief Financial Officer (CFO) of any necessary budgetary changes between accounts contained in their budgets. This is accomplished with the submission of a budget adjustment form to the Department of Management and Budget, Budgeting and Planning Division, which reviews and approves all budget adjustments for the CFO. This process includes reviewing the appropriateness of the budget adjustment,

sufficiency of funds in transfers between accounts and a programmatic assessment of appropriateness.

If it is determined that a budget adjustment will require an amendment to the Enrolled Appropriations Ordinance, Commission approval is required. A proposed amendment to the Enrolled Appropriations Ordinance is prepared by Management and Budget and transmitted to the County Commission under the signature of the CEO. A letter describing the requested change to the budget is attached to the proposed amendment. The request is referred to the Commission's Standing Committee on Ways and Means which is responsible for review and oversight of financial issues that relate to allocation of resources, which include the budget, compensation, bond issues, retirement, tax matters, and the assessment and equalization of property. The Committee reviews the budget adjustment in a public meeting and makes a recommendation of approval or denial to the full Board of Commissioners. The proposed amendment must be approved by a majority vote before it takes effect; otherwise it is denied or referred back to the Standing Committee for further review.

DEVELOPMENT OF THE BI-ANNUAL BUDGET

In April, 2011, the Wayne County Commission approved ordinance 2011-136 which gives the authority and flexibility to the County Executive of submitting a multiyear budget to the Commission for approval. Previously, the Wayne County Charter only allowed the submission of the budget for the upcoming year. Fiscal 2020-2021 marks the tenth consecutive year that a multi-year budget approach is being presented in the following pages. This budget will encompass not only the budget for the upcoming budget year, FY 2020-21 but also present a projected budget for the second year, FY 2021-22. The upcoming year's budget is called the Adopted Budget throughout this document and funds are legally appropriated though the budget appropriation ordinance by the Commission to fund operations of the County in the upcoming year. The second year budget is called the Projected Budget and will be used for planning purposes

and will be basis for the 2022 budget cycle in the following year.

As the County Charter requires the County Commission to appropriate funds for the operations of the County on an annual basis, the 2021-22 Projected Budget does not bind the County or have any legal effect on the appropriation ordinance for FY 2020-21. Combined, the multiyear budgets will improve long term and strategic planning because it extends the view for planning and allocating resources over a longer horizon. The two year budget allows departments and elected officials to recognize and plan for the future impact and consequences of decisions made today. That said, please note that the narrative and analysis on the following

SUMMARY OF FINANCIAL POLICIES

Wayne County financial policies set the foundation for making financial decisions that ensure long-term strategic priorities are met; core work value are maintained; and the vision of the County's Executive Officer for the community is achieved. Financial policies also provide constituents surety that tax dollars are being spent efficiently, effectively, and legally.

Wayne County is one of the few Charter Counties in the State of Michigan. A charter or municipal corporation is the legal term for a local governing body, including (but not necessarily limited to) cities, counties, towns, townships, charter townships, villages, and boroughs. Municipal incorporation occurs when such municipalities become self-governing entities under the laws of the state in which they are located. Often, this event is marked by the award or declaration of a municipal charter. As such, financial policies and procedures related to the development and adoption of the annual budget were included in the Charter adopted by the citizens of Wayne County in 1981 and amended as recently as November, 2012. The financial polices included in the charter were established to define the process of appropriating and managing the financial resources of the County. Article V – Finance addresses the responsibilities and outlines specific mandatory requirements of the annual operating budget for the County. Article V of the Charter dictates specific information to be provided and establishes date milestones which must be adhered to by the Chief Executive Officer (CEO), Chief Financial Officer (CFO) as well as the legislative branch, the County Commission. Article V of the County Charter is included in the Appendix of this document. The entire Wayne County Charter can be viewed online in the Wayne County Code of Ordinances, Part I in Municode Library at www.municode.com. The Code of Ordinances includes not only the County Charter but a vast number of policies and ordinances of Wayne County government and should be considered a valuable tool to anyone interested in researching the County's ordinances.

The County also requires consistent adherence to the same policies and guidelines used in developing its annual budget when preparing interim internal reports and the Annual Comprehensive Financial Report (ACFR). This ensures that the presentation of the budget and actual results will provide a comparison and ensures that as a planning tool, the budget provides a meaningful roadmap to follow for the ensuing year. Below is a description of financial policies and guidelines used in developing the budget.

Basis of Presentation, Accounting and Budgeting:

Basis of Presentation: The accounting transactions for the County are recorded and reported in accordance with generally accepted accounting principles as set forth by the Governmental Accounting Standards Board. The County's accounts are organized on the basis of "funds" and "accounts". Each fund is a separate accounting entity with a self-balancing set of accounts. The County's resources are allocated to and accounted for in individual funds according to the purpose for which they are spent and how they are controlled.

There are three categories of funds: 1) governmental, 2) proprietary and 3) fiduciary. The purpose and description of each fund is provided on the fund pages in the Budget by Fund section of this budget document. A description of the three fund categories is provided below.

1) **Governmental Funds**: Governmental funds are used to account for activities typically associated with local government operations. All governmental fund types are accounted for using a flow of current financial resources measurement focus. With this measurement focus, only current assets and current liabilities generally are included on the balance sheet. The statement of revenues, expenditures and changes in fund balances reports on the sources (i.e. revenues and other financing sources) and uses (i.e. expenditures and other financial uses) of current financial resources.

   This approach differs from the manner in which the governmental activities of the government-wide financial statements are prepared for the County's Annual Comprehensive Financial Report (ACFR). Governmental fund financial statements therefore include reconciliation with brief explanations to better identify the relationship between the government-wide statements and statements for governmental funds. Government-wide financial statements are not presented in this document.

   The four generic fund types in this category are described in the following paragraphs:

   The General Fund is the general operating fund of the County and accounts for all activities not required to be accounted for in some other fund.

Special Revenue Funds account for the proceeds of specific revenue sources - other than expendable trusts or revenues designated for major capital projects - that are legally restricted to expenditures for specific purposes.

Debt Service Funds account for the accumulation of resources for and the payment of general long-term debt, principal, interest, and related costs.

Capital Projects Funds account for the acquisition or construction of major capital facilities except those financed by proprietary funds and trust funds.

Discrete Component Units account for entities that are legally separate from the County but for which the County is financially accountable or their relationship with the County are such that exclusion would cause the County's financial statements to be misleading or incomplete.

2) **Proprietary Funds**: Propriety Funds are used to account for activities similar to those found in the private sector where the intent of the governing body is to finance the full cost of providing services, including depreciation, primarily through user charges. All proprietary fund types are accounted for on a flow of economic resources measurement focus. All assets and all liabilities associated with the operation of these funds are included on the statement of net assets. The statement of changes in fund net assets presents increases (i.e., revenues) and decreases (i.e., expenses) in net total assets. The statement of cash flows provides information about how the County finances and meets the cash flow needs of its proprietary activities. As described below, there are two generic fund types in this category.

   Enterprise Funds account for operations that are financed and operated in a manner similar to private business enterprises where the intent of the County is to finance or recover, primarily through user charges, the costs of providing goods or services to the general public on a continuing basis.

   Internal Services Funds account for business-like activities where related goods or services are primarily provided to other departments or funds of the County on a cost-reimbursed basis.

3) **Fiduciary Funds:** Fiduciary funds are used to account for assets held by the County in a trustee capacity or as an agent for individuals, private organizations, other governments, or other funds. These funds share characteristics with both the governmental and proprietary funds and use the measurements focus and basis of accounting most appropriate to their specific operations. This fund category includes expendable trust, nonexpendable trust, pension trust, and agency funds. The County has a number of fiduciary funds but due to their custodial nature, only the Retirement System-Employees and the Equipment Financing fund are included in the County Budget Appropriation.

Basis of Accounting and Reporting: Basis of accounting refers to the timing of recognition of revenues and expenditures or expenses, i.e. when transactions are recorded and reported in the financial statements. Government-wide financial statements are prepared using the accrual basis of accounting. Governmental funds use the modified accrual basis of accounting. Proprietary and fiduciary funds also use the accrual basis of accounting.

The accrual basis of accounting recognizes revenues when they are earned and expenses are recorded when incurred. All assets and liabilities are recorded in the fund The County, employing Generally Accepted Accounting Principles (GAAP), uses the flow of current financial resources measurement focus and the modified accrual basis of accounting for all governmental funds. Under this method, revenues are recorded when susceptible to accrual (i.e., when they are "measurable and available"). "Measurable" means the amount of the transaction can be determined and "available" means collectible within the current period or soon enough thereafter to pay liabilities of the current period. For this purpose, the County considers property tax revenues to be available if collection occurs within sixty (60) days of fiscal year-end, which is September 30. For other revenue, the timeframe is extended to ninety (90) days. Expenditures are recognized as payable on the modified accrual basis when the liability is incurred, except for principal and interest on general long-term obligations, compensated absences, and claims, litigation and assessments, which are recognized when due. Proprietary funds, fiduciary funds and all discretely presented component units utilize the full accrual basis of accounting, whereby revenues are recorded when earned and expenses are recorded as incurred.

The County's Annual Comprehensive Financial Report (ACFR) includes financial statements and government-wide financial statements. The government-wide financial statements display information about the County as a whole, excluding fiduciary funds and component units that are fiduciary in nature. The government-wide financial statements are reported using the accrual basis of accounting. The fund financial statements are reported on the accounting basis described above.

Basis of Budgeting and Budgetary Controls: The basis of budgeting is identical to the basis of accounting for the recognition of costs and revenue in the budget development; also for establishing and reporting appropriations which are the legal authority to spend and collect revenues. The basis of budgeting is the same used in the audited financial statements except for discretely presented component units and the government -wide statements. Certain component units that are required to be included in the ACFR are not included in the Adopted budget as they are governed by separate governing authorities and do not fall under the authority of the County Commission for appropriation purposes. Those discretely presented component units that are

included in the Adopted budget are budgeted using the modified accrual basis of accounting and reported in the ACFR using the full accrual basis of accounting. In addition, the government-wide statements are not included in the budget. Certain funds, namely the Circuit Court funds, the Probate Court fund and Budget Stabilization funds are presented as separate stand alone fund for budgeting control purposes. These funds are consolidated with the General Fund for financial reporting purposes in the ACFR.

The General Fund, all special revenue funds, debt service funds and certain other governmental funds are under formal budgetary control as required by the Wayne County Charter and the State of Michigan Uniform Budgeting and Accounting Act (P.A. 2 of 1968). The purpose of these budgetary controls is to ensure compliance with the legal provisions embodied in the annual appropriated budget ordinance approved by the County Commission. A schedule of periodic allotments is established for the fiscal year. The allotments are binding on departments and shall not be exceeded. Supplemental appropriations to the County's expenditure budget require the approval of a budget adjustment by the County Commission. Certain transfers within line items that do not affect the department's aggregate appropriations may be made without Commission approval. Expenditures are required to remain within appropriated amounts. All appropriations lapse at the end of the fiscal year.

Auditing and Financial Reporting: An independent audit is performed annually by Certified Public Accountants. The County produces the ACFR in conformity with GAAP. The auditing firm currently used by the County is Plante Moran.

Cash Management and Investments: Cash resources of the individual funds, except as specifically stated by ordinance, are pooled and invested. Funds are allowed to borrow from the pooled cash on a short term basis due to timing of collections, and are charged interest on the funds borrowed. Interest on pooled investments is allocated among the respective funds based on average investment balances and are included as part of the department's revenues or expenditures.

Investments are made in conformity with the Wayne County Comprehensive Investment Policy (revised 2017). Investment maturities for operating funds are scheduled to coincide with projected cash flow needs. Gains or losses on investments sold or exchanged are recognized when the transactions are completed or on settlement dates. The County Treasurer is responsible for maintenance and enforcement of the investment policies of the County.

Revenues: The County's primary sources of revenue include property tax collections, state revenue sharing, airport parking taxes, investment earnings, charges for services, operating grants and contributions, capital grants and contributions, and various charges, fees, and fines. A detailed discussion of revenues follows in the All Funds and General Fund sections of this document.

While the County maintains a user fee schedule and policy, each department is responsible for incorporating fees and the associated services into their respective budgets. Fees and other charges not governed by law are required to be approved by the County Commission. services provided.

As provided in Wayne County's policy number 10013, certain non-recurring revenues that are not predictable may be included in the budget to the extent that these revenues can be verified as a viable revenue source and the revenue continues to be available. Once the revenue is terminated, the associated expenditure appropriation must be eliminated. Additionally, all departments have been encouraged to identify alternative revenues, such as user fees and new grants with no general fund match.

Expenditures: The Appropriations Ordinance passed by the County Commission outlines the available funding for each department and fund. County departments and elected offices are required by Charter to adhere to appropriated budgets. In FY 2012-13, the format of the budget was revised and expanded. Previously, the appropriation for expenditures was a single amount or lump sum. For FY 2018-19, the appropriation was approved by summary category (Salaries, Fringe Benefits, Supplies, etc.) detail. This change increased the span of control for the County Commission as many budgetary changes between line items that previously only required Management and Budget's authorization will require these changes to go through the commission approval process.

The Charter also states that on a quarterly basis, departments are required to project anticipated revenues and expenditures for the remainder of the fiscal year. Departments projected to end the year in deficit are required to submit a deficit elimination plan and take immediate action to curtail spending in order to avoid ending the fiscal year in deficit. Purchases are reviewed by the Procurement and the Budgeting and Planning Divisions of Management and Budget to ensure that expenditures comply with the County procurement ordinance and that sufficient funding is available. Additionally, capital equipment and other capital asset expenditures are subject to the capital assets policy which addresses the acquisition, use, reporting and disposal of County owned assets. This policy can be found in the policy section of the Appendix. The CFO is charged with ensuring that departments comply with spending levels outlined by the Appropriations Ordinance.

Centralized Service Cost Allocation (Chargebacks): A chargeback is a financial transaction to allocate costs for an internally provided good or service; in other words, when one Wayne County unit provides a good or service to another Wayne County unit and seeks to recover the cost of the good or service. Also, the costs of providing insurance for County employees, such as health care and long-term disability, are accumulated

centrally. The cost of these services and insurance directly and/or indirectly benefit each department and/or the employees of each department within the County.

Debt: Cash balances are maintained at a sufficient level for general operations, which are defined as items normally funded in the County's annual operating budget and having a useful life of less than one year. The County may issue, upon appropriate approval, long-term debt, which may include, but is not limited to, general obligation bonds and revenue bonds.

The County may, with appropriate approval, also enter into capital leases for public facilities, property, and equipment; provided, however, that such long-term leases may or may not be characterized as "debt", depending on whether the leases are "true" leases or financing capital leases.

The debt service statement of the County's annual budget document includes certification by the CEO of the level of appropriations required to meet all debt service requirements of the County for the next fiscal year. The level of appropriations shall be approved by the County Commission at least thirty days before the next fiscal year, as part of their adoption of an appropriations ordinance. Further discussion of the Debt Policy, the legal debt capacity, debt service and current outstanding debt can be found in the Debt Service section of this document. The Debt Policy and related reporting and disclosure policies are summarized below.

GASB Statements effecting the Budget presentation:
GASB 54: In 2009, the Government Accounting Standards Board issued GASB Statement No. 54, *Fund Balance Reporting and Governmental Fund Type Definitions*, (GASB 54) in order to help citizens and decision-makers better understand the constraints placed on fund balances. The statement is intended to improve the usefulness of the amounts reported in fund balance by providing more structured classification. The statement also clarifies the existing definitions of the general fund, special revenue funds, debt service funds and capital project funds but does not affect proprietary and fiduciary fund types.

GASB 61: In 2012, the Government Accounting Standards Board issued GASB Statement No. 61, *The Financial Reporting Entity*, (GASB 61) was issued as an amendment to earlier pronouncements to provide guidance by more clearly define primary government, component units and equity interest transactions in order to make financial statements more relevant and improving focus of the financial reporting entity on the primary government entity.

It should be noted that in order to conform to GASB 54 and GASB 61, which clearly defines the financial reporting entity, for financial reporting purposes in the ACFR, the operations of the Probate Court, Third Circuit Court including the Friend of the Court, and budget Stabilization funds are consolidated and are reported as part of the General Fund. Operationally and for budgeting purposes, these operations continue to be budgeted and appropriated as separate funds.

Summary of Legislation, and Financial Policies impacting the Budget Process
Below is a comprehensive summary of legislation and financial policies which provide the backbone in guiding the County's long-range fiscal planning and the development of its adopted budget:

The State of Michigan Uniform Budgeting and Accounting Act (P.A. 2 of 1968).
The Uniform Budgeting and Accounting Act (the Act) was enacted by the State of Michigan to provide for the formulation and establishment of uniform charts of accounts and reports in local units of government, as well as for annual financial reports from local units of government and a uniform budgeting system required to be followed by local units of government in the state of Michigan as it pertains to the preparation of an annual budget and the creation of appropriations. Below represent excerpts from the Act as it pertains to the Budget Process.

141.434 Budget; preparation, presentation, and control of expenditures; information; transmitting recommended budget to legislative body; suggested general appropriations act; consideration of recommended budget; furnishing information to legislative body; public hearing.
Sec. 14. Unless otherwise provided by law, charter, resolution, or ordinance, the chief administrative officer shall have final responsibility for budget preparation, presentation of the budget to the legislative body, and the control of expenditures under the budget and the general appropriations act. The budgetary centers of the local unit shall provide to the chief administrative officer information which the chief administrative officer considers necessary and essential to the preparation of a budget for the ensuing fiscal period for presentation to the local unit's legislative body. The chief administrative officer shall transmit the recommended budget to the legislative body according to an appropriate time schedule developed by the local unit. The schedule shall allow adequate time for review and adoption by the legislative body before commencement of the budget year. The recommended budget, when transmitted by the chief administrative officer, shall be accompanied by a suggested general appropriations act to implement the budget.

141.435 Recommended budget; contents; limitation on total estimated expenditures.
Sec. 15. The recommended budget shall include at least the following:
(a) Expenditure data for the most recently completed fiscal year and estimated expenditures for the current fiscal year.
(b) An estimate of the expenditure amounts required to

conduct, in the ensuing fiscal year, the government of the local unit, including its budgetary centers.

(c) Revenue data for the most recently completed fiscal year and estimated revenues for the current fiscal year. (d) An estimate of the revenues, by source of revenue, to be raised or received by the local unit in the ensuing fiscal year.

(d) The amount of surplus or deficit that has accumulated from prior fiscal years, together with an estimate of the amount of surplus or deficit expected in the current fiscal year.

(e) An estimate of the amounts needed for deficiency, contingent, or emergency purposes. (g) Other data relating to fiscal conditions that the chief administrative officer considers to be useful in considering the financial needs of the local unit.

141.436 (as amended November, 2013. Sections in below represent changes to the Act.) General appropriations act; requirements; line items not mandated; taxation; limitation on estimated total expenditure; presumption; suit against county legislative body; standing; mediation; severability.
Sec. 16. Unless another method for adopting a budget is provided by a charter provision in effect on April 1, 1980, the legislative body of each local unit shall pass a general appropriations act for all funds except trust or agency, internal service, enterprise, debt service or capital project funds for which the legislative body may pass a special appropriation act. The general appropriations act shall set forth the total number of mills of ad valorem property taxes to be levied and the purposes for which that millage is to be levied. The amendatory act that added this subsection shall be known and may be cited as "the truth in budgeting act". The general appropriations act shall set forth the amounts appropriated by the legislative body to defray the expenditures and meet the liabilities of the local unit for the ensuing fiscal year, and shall set forth a statement of estimated revenues, by source, in each fund for the ensuing fiscal year. The general appropriations act shall be consistent with uniform charts of accounts prescribed by the state treasurer or, for local school districts and intermediate school districts, by the state board of education. This act shall not be interpreted to mandate the development or adoption by a local unit of a line-item budget or line-item general appropriations act. The legislative body shall determine the amount of money to be raised by taxation necessary to defray the expenditures and meet the liabilities of the local unit for the ensuing fiscal year, shall order that money to be raised by taxation, within statutory and charter limitations, and shall cause the money raised by taxation to be paid into the funds of the local unit. Except as otherwise permitted by section 102 of the state school aid act of 1979, 1979 PA 94, MCL 388.1702, or by other law, the legislative body shall not adopt a general appropriations act or an amendment to that act which causes estimated total expenditures, including an accrued deficit, to exceed total estimated revenues, including an available surplus and the proceeds from bonds or other obligations issued under the fiscal stabilization act, 1981 PA 80, MCL 141.1001 to 141.1011, or the balance of the principal of these bonds or other obligations. A general appropriations act, including any amendment to that general appropriations act, is presumed to fund those activities of a county mandated by law at a serviceable level. An elected official who heads a branch of county government or the chief judge of a court funded by a county has standing to bring a suit against the legislative body of that county concerning a general appropriations act, including any challenge as to serviceable levels of funding for that branch of county government or that court. If a court and the legislative body of a county are involved in mediation, before the chief judge of that court brings a suit on the court's own behalf against the legislative body of the county under this subsection, a mediator shall certify in writing that the parties are unable to resolve the issues by mediation. The court hearing a suit shall consider the financial ability of the county to pay when considering any challenge as to serviceable levels of funding.

141.437 General appropriations act; amendment; reports; recommendations.
Sec. 17. (1) Except as otherwise provided in section 19, a deviation from the original general appropriations act shall not be made without amending the general appropriations act. If, during a fiscal year, it appears to the chief administrative officer or to the legislative body that the actual and probable revenues from taxes and other sources in a fund are less than the estimated revenues, including an available surplus upon which appropriations from the fund were based and the proceeds from bonds or other obligations issued under the fiscal stabilization act, 1981 PA 80, MCL 141.1001 to 141.1011, or the balance of the principal of these bonds or other obligations, the chief administrative officer or fiscal officer shall present to the legislative body recommendations which, if adopted, would prevent expenditures from exceeding available revenues for that current fiscal year. The recommendations shall include proposals for reducing appropriations from the fund for budgetary centers in a manner that would cause the total of appropriations to not be greater than the total of revised estimated revenues of the fund, or proposals for measures necessary to provide revenues sufficient to meet expenditures of the fund, or both. The recommendations shall recognize the requirements of state law and the provisions of collective bargaining agreements.

141.438 (as amended November, 2013 below represent changes to the Act.)
Incurring debts or obligations; dividing appropriations into allotments; expenditures; application or diversion of money; restrictions on delegation of duties; enforcement power; suit against chief administrative officer of county; standing; mediation; 60-day period to bring suit in Michigan court of appeals; court jurisdiction; limitation; certain actions barred; expenditure of funds; severability.

Sec. 18. A member of the legislative body, chief administrative officer, administrative officer, or employee of the local unit shall not create a debt or incur a financial obligation on behalf of the local unit unless the debt or obligation is permitted by law. The chief administrative officer may cause the appropriations made by the legislative body for the local unit and its budgetary centers to be divided into allotments if the allotments are based upon the periodic requirements of the local unit and its budgetary centers. Except as otherwise provided in section 19, an administrative officer of the local unit shall not incur expenditures against an appropriation account in excess of the amount appropriated by the legislative body. The chief administrative officer, an administrative officer, or an employee of the local unit shall not apply or divert money of the local unit for purposes inconsistent with those specified in the appropriations of the legislative body. No duties shall be delegated to the chief administrative officer that diminish any charter or statutory responsibilities of an elected or appointed official, including, but not limited to, the charter responsibility of a legislative body to approve the making of contracts by the local unit. The enforcement of a general appropriations act approved by the legislative body of a county is a power vested in the chief administrative officer of that county. An elected official who heads a branch of county government or the chief judge of a court funded by a county has standing to bring suit against the chief administrative officer of that county concerning an action relating to the enforcement of a general appropriations act for that branch of county government or that court. If a court and the chief administrative officer of a county are involved in mediation, before the chief judge of that court brings a suit on the court's own behalf against the chief administrative officer of the county under this subsection, a mediator shall certify in writing that the parties are unable to resolve the issues by mediation. Except as otherwise provided and notwithstanding any provision of law to the contrary, any suit brought shall only be brought in the Michigan court of appeals within 60 days after one of the following:

a) The adoption of a general appropriations act.
b) An amendment to a general appropriations act or an action relating to the enforcement of that general appropriations act, if the amendment or action constitutes a basis for the suit.

If a court is involved in mediation during the 60-day period to bring a suit in the Michigan court of appeals, any suit brought on the court's behalf shall only be brought in the Michigan court of appeals **within 90 days** after one of the following:

a) The adoption of a general appropriations act.
b) An amendment to a general appropriations act or an action relating to the enforcement of that general appropriations act, if the amendment or action constitutes a basis for the suit.

The court's jurisdiction over and review of the issues raised in a suit brought is limited to that portion of the general appropriations act that is directly affected by the amendment or action. The jurisdiction of the court of appeals over a suit brought is exclusive and that jurisdiction or any judicial duties inherent in that jurisdiction shall not be transferred to any other court. However, the court of appeals may request the supreme court to assign a retired judge under section 226 of the revised judicature act of 1961, 1961 PA 236, MCL 600.226, to assist the court of appeals by resolving discovery issues, reviewing the evidence, making proposed findings of fact and conclusions of law, and performing any other necessary related judicial duties. Unless an action brought is timely preserved for review by the Michigan court of appeals, litigation of any issue as to a general appropriations act or any amendment to that general appropriations act, or an action relating to the enforcement of that general appropriations act, is barred. The pendency of a claim in a suit under this section shall not constitute a basis for expenditure of funds by any department or branch of, or court funded by, the county in excess of that authorized by a general appropriations act, including an amendment to that general appropriations act.

141.439 Expenditure of funds; transfers within appropriations.

Sec. 19. A member of the legislative body, the chief administrative officer, an administrative officer, or an employee of a local unit shall not authorize or participate in the expenditure of funds except as authorized by a general appropriations act. An expenditure shall not be incurred except in pursuance of the authority and appropriations of the legislative body of the local unit. The legislative body in a general appropriations act may permit the chief administrative officer to execute transfers within limits stated in the act between appropriations without the prior approval of the legislative body.

141.440 Violation; filing; report; review and action by attorney general; civil action for recovery of funds and public property.

Sec. 20. A violation of sections 17 to 19 by the chief administrative officer, an administrative officer, employee, or member of the legislative body of the local unit disclosed in an audit of the financial records and accounts of the local unit in the absence of reasonable procedures in use by the local unit to detect such violations shall be filed with the state treasurer and reported by the state treasurer to the attorney general. For local and intermediate school districts, the report of a violation shall be filed with the state superintendent of public instruction instead of the state treasurer. The attorney general shall review the report and initiate appropriate action against the chief administrative officer, fiscal officer, administrative officer, employee, or member of the legislative body. For the use and benefit of the local unit, the attorney general or prosecuting attorney may institute a civil action in a court of competent jurisdiction for the recovery of funds of a local unit, disclosed by an examination to have been illegally expended or collected as a result of malfeasance and not accounted for as provided in sections 17 to 19, and for the recovery of public property disclosed to have been converted or misappropriated.

POLICY NO. 10001 - Debt Management
The purpose of this policy is to provide a functional tool for debt management and capital planning. In following this policy, the County shall pursue the following goals:

- Attain the highest possible credit rating for each debt issue;
- Improve the reception for County debt obligations by the national credit markets in order to reduce the County's relative transaction costs and interest expense for its borrowings;
- Avoid any financial decision that will negatively impact credit ratings on existing or future debt issues or which could adversely affect the rights of holders of outstanding County debt;
- Consider all possible financial alternatives to issuing debt to take full advantage of innovative, new, and appropriate financial approaches;
- Avoid any action which would adversely affect the status of any tax-exempt debt; and
- Enhance the financial capability of the County to facilitate improvement of the overall well-being of the citizens, and to maintain or improve essential County services.

POLICY NO. - 10008 Fund Balance
Fund balance is an important measure that represents the difference between a fund's assets and liabilities. The purpose of fund balance reporting is to determine and isolate that portion of fund balance that is available to support future year's budgets. Many governments are experiencing revenue shortfalls and are facing difficult decisions in balancing their budgets. One option some governments previously had was to use a portion of fund balance to offset a decline in revenue or an increase in expenditures. However, not all amounts reported as part of fund balance are available for use. The purpose of this policy is to establish fund balance objectives for the treatment and reporting of fund balance as set forth in Governmental Accounting Standards Board (GASB) Statement Number 54, Fund Balance Reporting and Governmental Fund Type Definitions. The Standard was written to enhance the usefulness of fund balance information by providing clearer definitions in an attempt for users to more consistently apply fund balance classifications. This GASB Statement became effective for fiscal year 2010-11 and thereafter for the County.

To improve the reporting of fund balance, a hierarchy of fund balance classification has been created based primarily on the extent to which a government is bound by constraints on resources reported on the funds. The five possible components are the following:

- Nonspendable Fund Balance
- Restricted Fund Balance
- Committed Fund Balance
- Assigned Fund Balance
- Unassigned Fund Balance

By reporting particular amounts that are not restricted or committed in a special revenue, capital projects, debt service, or permanent fund, the County has assigned those amounts to the purposes of the respective funds.

An assignment within the general fund coveys that the intended use of those amounts is for a specific purpose that is narrower than the general purposes of the County itself. However, it is not allowable to report an assignment for an amount that would result in a negative unassigned fund balance. Unassigned Fund Balance is the residual classification for the general fund. This classification represents fund balance that has not been assigned to other funds and has not been restricted, committed, or assigned to specific purposes within the general fund. The general fund should be the only fund that reports a positive unassigned fund balance amount.

This policy is useful in financial statement presentation, budget preparation, audit compliance, risk assessment, and long-term financial planning.

The objectives of the policy are to achieve and maintain an appropriate level of unreserved fund balance in the General Fund, Budget Stabilization Fund, and in other County funds. In addition, the policy will serve to define criteria for which financial resources are set aside and for replenishing fund balance as well as to define the approved methods of utilizing unreserved fund balance.

POLICY NO. 10011 - Required Review Approvals and Routing for Contacts
The purpose of this Policy/Procedure Statement (PPS) is to provide the normal routing sequence for all contracts requiring Wayne County Commission (Commission) approval. The Chief Financial Officer (CFO) has developed and instituted a document approval process which will reasonably assure that all departmental clearances and approvals, including the Commission, have been obtained prior to any delivery of goods or services. These approvals shall be incorporated into a computer automated contract management system.

The County has replaced it's aging contract management system with a new modern best practice system called Sci-Quest. The two document management systems, Procurement Contract Compliance Certificate (PC3) system and the manual Document Approval Form (DAF) process have been replaced as part of the overall effort to modernize the County's contract management process. All contracts, budget adjustments and other business that require multiple approvals are now being routed through the new system including those contracts and documents that are required to get Commission approval. See the full policy for a listing of those document types which may require Commission approval.

POLICY NO. 10013 - Non-Reoccurring Revenues
The purpose of this policy is to define non-recurring revenues and their appropriate use. These can also be described as "one-time revenues" which tend to be infrequent in nature such as sales of governmental assets, bond refund savings, revenues from development, certain

special purpose grants and litigation settlements. These revenues may be available for more than one year, as in the example of a special grant, but are expected to be non-recurring. Non-recurring revenues typically do not include savings generated through efficient day-to-day operations.

POLICY NO. 10016 - Interest Rate Swap
The Interest Rate Swap Policy is intended to provide general guidelines regarding the use, procurement and execution of interest rate swaps. Barron's Financial Guidelines defines an interest rate swap as "an arraignment whereby two parties (called counterparties) enter into an agreement to exchange periodic interest payments."

Interest rate swaps can be appropriate interest rate management tools that can help meet the County's financial objectives. The County may execute an interest rate swap only if the transaction can be reasonably expected to achieve one or more of the following objectives:

- Result in a lower cost of borrowing with respect to the County's debt;
- Reduce exposure to changes in interest rates or improve asset-liability matching of assets with liabilities; or
- Manage credit exposure.

POLICY NO. 10017 - Deficit Elimination Plans
Wayne County (the County) is responsible for complying with the provisions of federal, state, and local laws, rules, regulations and contracts. Such compliance is demonstrated through the annual audit and budgetary processes, disclosed in the County's annual audited financial statements, and opined upon by the County's external auditors. In addition, other regulatory bodies, such as grantors and bond rating agencies, monitor the County's continued compliance with all pertinent rules and regulations. State law requires that local units of government operate annually under a balanced budget.

When deficits occur, the local unit of government is required to prepare and submit a deficit elimination plan to the Michigan Department of Treasury (the Treasury), regulatory body, describing the local unit of government's strategies to eliminate the deficit(s).

The purpose of this policy/procedure statement is to establish (1) the criteria to be used in the preparation of an acceptable deficit elimination plan and; (2) the required approvals by the Department of Management and Budget (M&B), the Wayne County Commission (Commission) and the Treasury.

POLICY NO. 10018 - Tax Exempt Bond Record Retention
A bond issued by a government whose interest payments are not subject to federal income tax and sometimes state and local taxes are called tax exempt. The tax exempt status remains throughout the life of the bonds provided that all applicable federal tax laws are satisfied.

The Internal Revenue Service (IRS) regularly advises taxpayers to maintain adequate records to support their tax deductions, credits and exclusions. In the case of a tax exempt bond transaction, the primary taxpayers are the beneficial holders of the bonds. However, in most cases, the beneficial holders of tax exempt bonds will not have any records to support their exclusion of the interest paid on those bonds. Instead, these records will generally be found in the bond transcript and the books and records of the issuer, the conduit borrower and other participants to the transaction. Therefore, in order to ensure the continued exclusion of interest to the beneficial holders, it is important that the issuer, the conduit borrower and other participants retain sufficient records to support the continued exclusion being taken by the beneficial holders of the bonds.

POLICY NO. 10019 - Post Issuance Compliance for Debt Issues
The purpose of this Policy/Procedure Statement (PPS) is to identify matters requiring action after the completion of a financing and to provide a checklist to assist in complying with post-issuance requirements.

The U.S. Securities and Exchange Commission's (SEC) mission is to protect investors, maintain fair, orderly, and efficient markets, and facilitate capital formation. The Securities Exchange Act of 1934 sets forth certain obligations of (1) underwriters to receive, review and disseminate official statements prepared by issuers of most primary offerings of municipal securities; (2) underwriters to obtain continuing disclosure agreements from issuers and other obligated persons to provide material event disclosures and annual financial information on a continuing basis and; (3) broker dealers to have access to such continuing disclosure in order to make recommendations of municipal securities in the secondary market. Although the SEC can not regulate municipalities, it effectively does so indirectly by SEC Rule15c2-12, the rules imposed on broker-dealers. With certain exceptions, described below, the rule requires bond issuers to prepare and disseminate to the Municipal Securities Rulemaking Board (MSRB) "Annual Financial Information" and notices of material events. Wayne County (the County) as an issuer of municipal securities is bound by this rule.

The County is required to provide to the MSRB a notice, in a timely manner, upon the occurrence of any of the following twelve material events with respect to its municipal securities. The twelve events are as follows:

1. Principal and interest payment delinquencies;
2. Non-payment related defaults;
3. Unscheduled draws on debt service reserves reflecting financial difficulties;
4. Unscheduled draws on credit enhancements reflecting financial difficulties;
5. Substitution of credit or liquidity providers, or their failure to perform;
6. Adverse tax opinions or events affecting the tax-exempt status of the security;
7. Modifications to rights of security holders;

8. Bond calls;
9. Defeasances;
10. Release, substitution, or sale of property securing repayment of the securities;
11. Rating changes and;
12. Failure to provide Annual Financial Information as required.

POLICY NO. 10021 - Centralized Services Cost Allocations

A chargeback occurs when one Wayne County unit provides a good or service to another Wayne County (the County) unit and seeks to recover the cost of the good or service. Examples of these services are information technology, building rent and maintenance, personnel, legal and financial services. In addition, the costs of providing insurance for County employees, such as health care and long-term disability, are accumulated centrally. The cost of these services and insurance directly and/or indirectly benefit each department and/or the employees of each department within the County.

This document describes the Department of Management and Budget's (M&B) policies and procedures for establishing chargeback billing rates at the County. Its primary objective is to provide a general policy for chargebacks and to establish an allocation and reporting process that ensures users pay only their appropriate share of actual chargeback costs and that proper records are available to support the chargeback rates.

POLICY NO. 10025 - Accounts Receivable Delinquency and Collection Procedures

The purpose of this Policy/Procedure Statement (PPS) is to specifically address the collection procedures for delinquent accounts. Such procedures will be in accordance with applicable federal and state laws concerning the collection of debts. This PPS complements PPS #14001, "Accounts Receivable Billings and Accounting Procedures" (revised September 12, 2011) and should be read in conjunction with it.

Accounts receivable will be considered delinquent ninety (90) days after the invoice date.

When the item becomes delinquent at 90 days, a registered demand letter will be promptly (within 30 days) mailed to the debtor with the following information included:

1. "The invoice or notification requiring payment for your debt occurred over 90 days ago and is now considered delinquent according to County policy."
2. "To avoid further collection procedures, please remit payment to the County of Wayne immediately."
3. Contact information for the County department that is owed.
4. A mailing address for payment (Payments and Collections).
5. Detail of the debt.

A second registered demand letter should be sent no sooner than 30 days, but no later than 60 days after the first demand letter. The procedures described above will be slightly different if the Chief Financial Officer intends to use a collection agency. If payment is not received within 30 days of the second demand letter, debtors may be referred to Corporation Counsel for further collection procedures, based on criteria determined by the Chief Financial Officer.

POLICY NO. 10027 - Biennial Budget Process (Enrolled Ordinance 2011-136)

The biennial budget process will be divided into four phases, Development of Budget Policy Statement and Revenue Forecast, Submission of Department Budget Requests, Development of the County's Executive Recommended Budget and County Commission Review and Adoption.

Phase I – Development of the Budget Policy Statement and Revenue Forecast (December – January). Phase I begins with development of the biennial revenue forecast by the Department of Management and Budget, Budgeting and Planning Division (Budget) working with the departments to develop the preliminary two-year revenue estimates for the County's General Fund and special revenue funds. In accordance with Article V of the Wayne County Charter, the Chief Executive Officer (CEO) will issue a Budget Policy Statement and publish the Revenue Forecast for the next biennial period

Phase II Submission of Budget Requests (February - March). During this phase, departments will develop their budget request including goals and objectives. Each department head, including those headed by elected officials will be required to develop a plan to balance their budget by either producing new revenue or making reductions in expenditures.

Phase III – Development of the County Executive's Recommended Budget (April –May). During the month of April, each department will be invited to a budget discussion with the Deputy County Executive (DCEO), Chief of Staff (COS), Chief Financial Officer (CFO), members from the Budgeting and Planning Division, and HR. The purpose of this meeting is to clarify any budget requests and to discuss any possible service impact based on budget reductions, if needed. Once this task has been completed, the Budget staff will begin developing the County Executive's Recommended Budget

Phase IV – County Commission Review and Adoption (June – September). Upon receipt of the County Executive's Recommended Budget, the Commission (Committee on Ways & Means) is required to introduce the proposed Appropriations Ordinance (June 18). Hearings on the budget are to be completed by July 13, eighty days prior to the beginning of the next biannual period, October 1.

POLICY NO. 12000 - Capital Assets

This policy/procedure statement establishes capital assets accounting concepts and provides policies and

procedures to be used by the Charter County of Wayne ("the County") in maintaining its capital assets. This statement will address the acquisition, use, reporting and disposal of County owned assets.

A capital asset is defined as a financial resource that meets all the following criteria:

- It is tangible (or intangible in the case of purchased software)
- It has a useful life extending beyond a single reporting period
- Its unit cost, including freight and installation, meets or exceeds the capitalization threshold of the item having a purchase price greater than $5,000 and a life of over one-year.

A capital asset is also one that:

- Must be tracked for state or regulatory purposes regardless of its cost (e.g. Roads Fund equipment)
- Does not lose its identity through fabrication or incorporation into a different or more complex unit

Capital assets include the following major classes: Land and land improvements, buildings and building improvements, infrastructure, machinery and equipment, cars and trucks, furniture and office equipment, systems, construction work-in-progress, and work of art/historical treasures.

POLICY NO. 13004 - Accounts Payable Policy
The purpose of this policy is to describe the main responsibilities for the processing of County payments.

Accounts Payable (A/P) reviews all invoices from external vendors as well as internal payments to employees. It is the responsibility of A/P to ensure that every expenditure that is paid by the County is represented by a source document (traditionally an invoice), has a proper account number, represents a valid business expense and is paid in a timely manner upon receipt in the office.

POLICY NO. 13005 – Pooled Cash Policy
The Wayne County (County) operates a pooled cash and investment system. Pooled Cash is a financial management strategy that allows the County to maximize both the current credit and debit positions so that it receives the most benefit from those positions. In addition, pooled cash can help the County to avoid a number of costly bank fees, as well as help reduce the opportunity of damaging the reputation of the County because of negative balances on a bank account. In effect, cash pooling helps to make the most of the resources that are available. Cash reserves of the individual county funds, except as specifically stated by the Comprehensive Investment Policy Ordinance, are pooled and invested.

Pooled cash and investments consist of demand deposits, certificates of deposit, money market funds, commercial paper, and obligations of the US Treasury and agencies. Pursuant to Section IV of the Wayne County Charter, the Wayne County Treasurer (Treasurer) administers these pools, which include the assets of certain component units. Pooling of cash and investments accomplishes various goals, such as the ability to earn higher interest rates and better address cash flow needs.

Pooled cash can also help to streamline the financial operations of the County. By employing the pool cash concept, the County can avoid expenditures that are not essential to the operation of the government, and maybe even create a small additional revenue stream through interest income which can build sufficient cash. These assets can be drawn upon when a downturn in the economy impacts revenues, thus allowing the County a chance to weather the depressed market. Once the market begins to swing upward, the process of pool can be used to replenish resources that were depleted during the downturn.

The County has adopted an investment policy in accordance with Public Act 20 of 1943, as amended. The Pooled Cash Policy shall be used in conjunction with the County's investment policy and does not supersede such policy.

POLICY NO. 14000 - Cash Receipts
The purpose of this policy is to establish standard administrative guidelines for the cash receipts process to be followed by all County departments. Within the scope of this policy are general guidelines for receiving cash and properly recording cash receipt transactions in the general ledger.

Cash receipts as referenced in this policy refer to money received from outside sources i.e. federal, state and local agencies, general public, etc. This policy is not applicable to internal transfers between general ledger cash accounts. (e.g. fund transfers). The three types of cash receipts specifically addressed in this policy are cash and checks; credit cards; and inbound wire / State of Michigan (MI) lock box receipts.

POLICY NO. 14001 - Accounts Receivable Billings and Accounting Procedures
Accounts Receivable are amounts owed to the County by another organization or individuals. Generally, these are amounts for goods and services provided or contributions owing to the County. Accounts Receivable are recognized at the time goods and services are provided or the amount owing is assessed. This policy/procedure statement establishes guidelines relating to receivable management, in particular how and when to reserve a receivable, write-off a receivable, and recover a receivable. The objective of this policy is to ensure consistency in the County's accounting treatment of receivables. The Policy/Procedure Statement (PPS) does not address the collection procedures for delinquent accounts, which can be found in Policy/Procedure Statement #10025, "Accounts Receivable Delinquency and Collection Procedures" nor does it apply to the billing and collection of real and personal property taxes, which is administered by the Office of the Wayne County Treasurer. This PPS complements PPS #10025 and should be read in conjunction with it.

POLICY NO. 16000 - Grant Application, Acceptance and Approval Process
Wayne County (the County) recognizes that grant funding provides significant resources to enhance the County's ability to provide services and activities not otherwise available. The County encourages County officials to seek grant funding for activities that are determined to further core County functions or that provide for activities, which are in the best interests of its citizens. The County will examine the benefits of grant funding prior to application and decline funding determined not to meet the above criteria. The purpose of this policy is to outline the general guidelines to be followed during the (1) application process and (2) the acceptance and approval process of a grant award (Grant). This policy applies to all County departments/ elected offices and to all other County officials and their employees. All Grant applications and awards must go through the Document Approval Form (DAF) process.

Period of Availability - All governmental fund types use the flow of current financial resources measurement focus and the modified accrual basis of accounting. Under this method, revenues are recorded when susceptible to accrual (i.e., when they are "measurable and available"). "Measurable" means the amount of the transaction can be determined and "available" means collectible within the current period or soon enough thereafter to pay liabilities of the current period. Effective, October 1, 2012, the County considers grant revenue to be available if they are collected within ninety (90) days after the fiscal year.

Comprehensive Investment Policy (Office of the Treasurer). (Enrolled Ordinance 2017-728)
This policy applies to all money which belongs to or is under the control of the County, and is available for investment, not being required by law or an agreement with bondholders to be segregated and invested in a specified manner. These funds are accounted for in the annual financial report and include all of the following: Governmental funds, Proprietary funds, fiduciary funds, funds held to retire the general long-term obligations of the County. Any new fund created by the County Commission unless specifically exempted. This does not apply to the Wayne County Employees Retirement Fund, which is separately administered pursuant to article VI of the County Charter.

User Fee Policy
The purpose of this Policy and Procedure Statement (PPS) is to present a comprehensive User Fee Policy for Wayne County (the "County") which will include guidelines for establishing and maintaining a user fee schedule. This PPS establishes the method for setting up fees and the extent to which they cover the cost of the service provided as recommended by the Government Finance Officers Association (GFOA), the National Advisory Council on State and Local Budgeting (NACSLB) and the Federal Government Office of Management and Budget (Circular A-87).

Governments are increasingly financing their activities by charging user fees to individuals and businesses that directly benefit from government programs and services. The discretion to charge fees and the decision to impose fees is a matter of public policy. Charging fees not only helps to pay for services but can also make government more efficient. User fees can help reduce inappropriate use of products and services previously provided free of charge, such as certain literature taken by persons who are not likely to read it. A user fee in this case can result in greater appreciation for government services as the user can attribute a value to them based on the fees charged. In such cases, individuals and businesses may use services more wisely and communicate with government on issues relating to the necessity or efficiency of a government service or regulation.

The decisions made and the implementation of a new user fee must be documented and retained. A new user fee requires the following steps whereby:

An activity that meets the criteria for charging a user fee is identified. Consider the following:

- Is there a legitimate business case for instituting the fee?
- Is the fee readily administrable?
- Is the fee for something the County is already doing?
- Does implementation of the fee require major data processing changes?
- What are the public implementations of the new fee?
- The cost of the activity is calculated and a proposed fee is determined.
- The department submits a proposal for the new user fee to the Chief Financial Officer (CFO) and Chief Executive Officer (CEO) for review and approval by the Commission. The proposal should include the cost calculation, recommended fee level, justification for less than full cost, if applicable, and the time for implementation of the new fee.
- The CFO works with the department and Corporation Counsel to ensure that new or revised regulations related to new user fees have been implemented as required by State or Federal law.
- The Department of Management and Budget (M&B) Budget and Planning Division incorporates the approved fees into the budget.

Note: The Charter provisions and the various Enrolled Ordinances referred to above referencing the County Budget are included in the Appendix of this document following the Enrolled Budget Appropriation Ordinance.

Other Planning Processes

The County's financial fiscal health has vastly improved from the time this administration took office. The administration inherited a fiscal crisis with an accumulated deficit ballooning to over $150 million at the end of 2013. By September 30, 2018 the County's

General Fund had an unrestricted surplus of $146.6 million as a result of actions taken by the administration, along with the cooperation of the County Commission and elected officials.

However, there still are areas that have been neglected due to the limited resources in the past that require attention and will require significant resources to correct. The administration has strategically targeted and prioritized selected areas of the County:

Consolidated Criminal Justice Center

The County during FY 2017-18 joined forces with Rock Ventures to replace the County's aging Jail system and courthouse. The previous administration started and then halted the construction of a replacement Jail complex that was to replace the downtown jails. However, due to significant cost overruns, this project was stopped halfway through completion leaving it for the new administration to fix.

The new Criminal Justice Complex will be on a campus north of the current construction site. The complex will include new adult and juvenile incarceration facilities and a new courthouse. The Complex will cost $520 million, of which $401 million will come from the County and the remainder from Rock. It is expected to be complete in FY 2021.

Ten-Year Road infrastructure Improvement Plan

In FY 2018, the County solicited bids to develop a long term strategy to improve the deteriorating county road and bridge infrastructures. The plan will first identify, rate and prioritize all County roads and bridges. Second, the plan will develop a ten-year master maintenance and remediation plan to fix and improve all county roads. Finally, the plan will develop funding strategies to leverage Federal, State and County funding sources to maximize the improvement to our roads.

Enterprise Resource Planning (ERP) Replacement Plan

The County has begun the process of replacing the County's aging General Ledger and HR/Payroll Systems. This new ERP system will require the County to undertake a complete review and reengineering of all of the County's finance processes and systems. While the implementation is expected to be completed within a four year window, the new ERP is requiring the County to develop strategies and contingencies that will impact County operations for many years into the future.

Five-Year Capital Improvement Plan

Section 5.126f of the County Charter requires that a five-year Capital Improvement Plan (CIP) be prepared and submitted to the Commission as part of the overall County budget. The capital plan presented to the Commission is a consolidation of several long-term capital planning processes championed by several steering committees, all of which have distinctly different objectives and different funding sources but have the common goals of providing exemplary and efficient services as outlined in the CEO's mission.

Some of the critical components which influence and affect the planning processes include a myriad of factors such as a forecast of demand for future services and capital facilities, taking into account all applicable demand factors including population, housing units, traffic volume, commercial growth, etc. Another factor is the inventory of existing facilities to determine future demands for maintenance, repair, rehabilitation or replacement and to determine the adequacy of existing facilities to meet future needs. An assessment of services currently provided and projections of services to be provided in the future is also taken into consideration. Future demand may include expectations of the taxpaying public. Formal capital project requests, together with supporting data, contain all the information on which each project is evaluated and ranked.

The recommendations of the capital planning committees, established for the purpose of planning the short-term and long-term strategies in the areas of wastewater management, road construction and maintenance, building and parks renovations and improvements, are forwarded to the CEO. Additionally, certain long-term initiatives championed by departments such as Technology, which are determined to provide a cost benefit and/or efficiency, could also be funded as part of the CIP.

The CEO is responsible for annually developing this consolidated plan which identifies capital outlays and funding sources for major construction, renovation, maintenance or investments in equipment or technologies for the County.

The CEO reviews and prioritizes each department's capital request, and the recommendation is incorporated as part of the budget submission for action by the County Commission and becomes part of the Enrolled Appropriations Ordinance. Funding for the entire plan must be identified prior to its recommendation and approval by the Commission and the first year of the adopted five-year plan is reflected in that fiscal year's budget. The Capital Improvement Plan is updated and revised annually. The approved five-year plan is used as a basis for determining the need and timing of capital debt issuance. The five-year capital projects are provided in Section 26 of this document.

2020-21 ADOPTED BUDGET OVERVIEW

PROFILE OF THE COUNTY

With a sparkling waterfront location, the Charter County of Wayne is the 19th largest county in the United States and is the most populous county in the state with an estimated population of 1,749,343 according to the 2019 U.S. Census Bureau. It boasts 17.5% of Michigan's population. It encompasses approximately 673 square miles and consists of 35 cities, including Detroit (County Seat), 16 townships and 33 public school districts, serving approximately 226,000 students. In addition, there are 108 Public School Academies (PSA's) serving around 64,000 students or 22% of the county's total students. The County consistently leads the state in economic growth and development initiatives and opportunities.

The County's rich history and diverse cultures and faiths make it the place with something for everyone. From the Grosse Pointes to Grosse Ile, from downtown Detroit to Downriver and Western Wayne, the County's cosmopolitan centers, towns and rural communities offer a variety of lifestyle choices.

POPULATION DIVERSITY INFORMATION	
Population by Age (Estimate)	**2019**
Under 20	29%
20-24	30%
25-34	17%
35-54	7%
55-64	17%
65 & Over	19%
Gender Composition	**2019**
Male	48%
Female	52%
Racial Composition	**2019**
White	54.6%
Black	38.7%
Other Race	6.2%
Asian or Native American	0.5%

Wayne County's estimated 2019 median owner-occupied home value was $113,000 , almost 51.9% below the national average of $217,500 . The County is an exceptionally diverse county. Migrants historically drawn by the area's good manufacturing jobs have created a rich tapestry of communities. Wayne County is home to two of the world's largest corporations: General Motors Corporation and Ford Motor Company. It is also home to nearly 1,300 international business locations from 38 countries. The region's automotive heritage has been a major driver of foreign investment from Europe and Asia. These businesses recognize the advantages of being located in America's manufacturing heartland. These businesses, along with other companies, also benefit from the proximity to quality schools, prominent universities and 19 local hospitals.

Residents and businesses are attracted by the county's expansive shoreline along the Detroit River, a gateway to Lake St. Clair and the Great Lakes. Bordering our Canadian neighbors, the area is extremely inviting to commercial shipping, leisure cruise lines and recreational boating. It is home to the Detroit River International Wildlife Refuge, the only international wildlife refuge in North America. By ship, train, truck or automobile, the County is North America's #1 international border crossing. Over $340 million in trade goods pass through the County's bridges, tunnels and ports with Canada daily.

TRANSPORTATION HIGHLIGHTS
Major Highways and Expressways
I-96, I-94, I-75, I-275, I-696, US10, US12, US24, M5, M10, M39, M85, M102, M153
Rail Lines
Amtrak, CSX, Contrail, Grand Trunks
Norfolk Southern
Bus Service
SMART, D-DOT
Port Facilities
Detroit Bulk Storage, Inc.
Michigan Marine Terminal
Harridon Terminal, Inc.
Nicholson Terminal and Dock Co.
The Detroit/Wayne County Port Authority
Airports
Detroit Metropolitan (18 miles SW of Detroit)
Coleman A. Young Municipal Airport (10 miles from downtown)
Willow Run Freight (25 miles SW of Detroit)
Windsor (Ontario) Airport (8 miles from Detroit-Windsor Tunnel)

The Detroit-Windsor border remains one of the friendliest in the world. The County currently has two automobile/truck crossings into Canada, the Ambassador Bridge and the Detroit-Windsor Tunnel. A third crossing is anticipated to open in 2020. In

addition, the County has a rail tunnel that supports rail cargo traffic between the countries and a ferry system used to transport oversized rail cars between the Countries.

The County seat is the City of Detroit, Michigan's largest city and the nation's 19th largest city. It is home to three casinos, the North American International Auto Show (NAIAS), numerous museums including the Detroit Institute of Arts, the Charles Wright African American Museum, and the Motown Historical Museum. There are also several historic theaters and entertainment venues including the Little Caesar's Arena, which opened in September 2017.

Wayne County boasts a world-class international airport, renowned health care systems, prestigious educational institutions, sport venues, arts and culture, and many tourist attractions. The Executive and Legislative branches of Wayne County work closely with its 43 municipalities on infrastructure and government policies that encourage and support thriving communities complete with industrial, commercial and residential initiatives.

Five Largest Michigan Counties

2019 Estimated Population

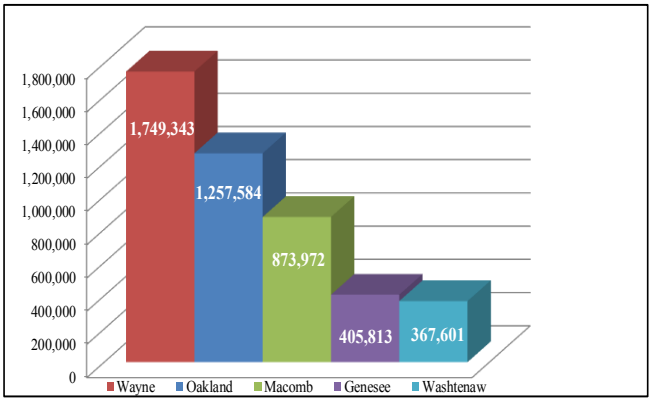

The Detroit River and the railroads, once the sole commerce arteries, helped to make the county a prime location for business and economic development in the 21st Century. Today, the I-94 corridor offers a tremendous advantage to attract business development that reaches into numerous communities.

With a $1.65 billion annual budget and a workforce of over 4,000 people, Wayne County's infrastructure of government services is vast and represents vital support for those who want to invest, live, work and raise families here. The CEO believes that strong family values make for a strong county and has been a powerful advocate for family-oriented support services, safe communities, urban parks, appealing waterfronts and vibrant economic areas.

Tree-lined neighborhoods, waterfront developments, an energetic urban center and rural communities allow families of all incomes and sizes to feel at home here. A rich history of homeownership continues with a wide selection of modern lofts, condos, traditional single-family homes, mansions and estates.

Average household size in Southeast Michigan has been decreasing for several decades. However, the average household size in the County remained mostly unchanged between 2000 and 2006 and had edged upward since then peaking in 2009 before slightly declining afterward.

Total Households	
2019	682,282
2018	676,587
2017	673,143
2016	669,422
2015	667,521
Average Household (Persons)	
2019 (Estimate)	2.54
2018 (Estimate)	2.57
2017 (Estimate)	2.59
2016 (Estimate)	2.61
2015 (Estimate)	2.60

There continues to be an employment shift in the County away from the traditional blue-collar industrial and manufacturing jobs and towards services and professionals. The service sector has seen the largest increase and now accounts for one of every two private sector jobs in the County.

Detroit, in recent years, has become a renewed hub of economic revival. From the shores of the Detroit River on its southern border and expanding through

an economically booming downtown and mid-town areas and expanding out into the suburban communities, Detroit has become the economic engine of the County. General Motors, Blue Cross and Blue Shield of Michigan, Illitch Holdings (Little Caesar's Enterprises), Quicken Loans, and Rock Ventures and Real Estate Properties are now headquartered in the downtown area. Ford Motor Company has committed to rehab the old Detroit Train Station in the Corktown community just west of downtown Detroit.

With these companies comes the need for an educated workforce. The County has a strong commitment to job development through programs that improve the environment and transportation system that, in turn, improve the climate for economic development. Some of the best trained and educated workers in the County are in the professional and business areas.

The top employers are listed below. Other demographic information for the County, as well as for the city of Detroit, can be found in the Appendix.

10 Largest Employers 2020

Company	# of Employees
Ford Motor Co.	40,450
Beaumont Health	8,447
Trinity Health	5,906
Henry Ford Health System	3,204
Dearborn Public Schools	2,420
AAA Michigan	2,142
U.S. Government	1,939
Plymouth Canton Community Schools	1,872
Adient PLC	1,856
FCU US LLC	1,799

Employment by Industry 2019

Industry	# of Employees
Trade, Transportation and Utilities	146,165
Health Services & Private Education	126,833
Professional and Business Services	119,987
Manufacturing	92,873
Government	83,231
Leisure and Hospitality	77,068
Financial Activities	36,747
Other Services	22,243
Construction	21,222
Information	5,642

WAYNE COUNTY HISTORY

On July 24, 1701, Antoine de la Mothe Cadillac, former commandant of Fort Michilimackinac, landed on the wooded shores of "la place du detroit" (the place of the strait) with his party, and the history of Detroit and Wayne County began. On August 15, 1796, Wayne County was officially established by Winthrop Sargent, secretary and acting governor of the Northwest Territory. The County was named after Major General "Mad Anthony" Wayne who was a career military officer. He led troops during the American Revolutionary War and successfully forced the British Army into surrendering near present day Toledo, Ohio.

Wayne County was originally established to encompass northwestern Ohio; a strip across the northern parts of Indiana and Illinois (including Chicago); all the Lower Peninsula of Michigan; about three-quarters of the Upper Peninsula and about 75,000 square miles of Wisconsin. Over the next 23 years, the boundaries of the County were modified and decreased until September 10, 1822, when the current boundaries – about 623 square miles – were established. Wayne County is bounded on the west by Washtenaw County at Napier and Rawsonville Roads and on the north by Oakland and Macomb Counties at Eight Mile Road, also known as Baseline Road. Baseline Road spans the State east and west and in the 1815, established the boundaries of Northwest Territories of Ohio, Indiana, Illinois, Wisconsin, and Michigan. The Detroit River shapes the southeastern side and the Huron River and Monroe County form the southern boundary.

PROFILE OF THE GOVERNMENT

The County is a public corporation, created under the Constitution and Statutes of the State of Michigan. The County has general governmental powers and authority as provided by law. Effective January 1, 1983, Wayne County became the first Home Rule County in Michigan pursuant to a charter adopted by the voters in a special election on November 3, 1981. The County was incorporated under Act No. 293, Public Acts of Michigan, 1967, as amended. It is governed by a Chief Executive Officer (CEO) as head of the executive branch of government who is elected on an at-large basis for a four-year term and a County Commission (the Commission) comprised of 15 members elected on a partisan basis, by district, for two-year terms.

The Commission comprises the legislative branch of the County. It is responsible for establishing ordinances, laws and the appropriating funds through the County budget. The County also elects the following officials on an at-large basis for four-year terms: County Clerk, Register of Deeds, Prosecuting Attorney, Sheriff and County Treasurer. The County Clerk and Register of Deeds are responsible for the general recording of official records.

The Prosecuting Attorney and Sheriff are responsible for providing quality law enforcement to all people of the County. The Treasurer is responsible for the receipt, custody, and investment of all County funds and the collection of taxes. The County has primary funding responsibility for the Third Circuit and Probate Courts (judicial branch), although both are separate entities. The Courts are responsible for judicial proceedings within the County.

There are three separate divisions of Third Circuit Court: civil, criminal, and family court. The civil division is responsible for the resolution of general civil cases. The criminal division has sole jurisdiction over felonies and high misdemeanors. The family court division is responsible for hearing both domestic relations and juvenile cases. Probate Court has eight judges who have jurisdiction in all matters related to settlement of estates, trusts and appointment of trustees.

LOCAL ECONOMY

The local economy for Wayne County is on the move! From the completely remodeled world-class TCF Convention Center (formerly Cobo Hall) to the new Little Caesars Arena, home of the National Hockey League's Detroit Red Wings and the National Basketball Association's Detroit Pistons, a tone of growth and development is being established. Little Caesars Arena was completed in September 2017, in time for the start of the 2017 hockey and basketball seasons. The arena is the focal point of an entertainment district called District Detroit that is expected to have a substantial financial impact estimated at over $255 million annually. Detroit will be one of a few cities that will have all four professional sports in the same area – Downtown Detroit.

Coinciding with the completion of the stadium, the Q-Line street car project began operations in early 2017. Six streetcars run along a 6.6 mile loop between Campus Martius downtown and New Center. A decade in the making, the line is expected to deliver passengers along the route at speeds of up to 35 miles per hour.

Wayne County is home to one of the largest Arab-American populations in the country. Many Middle Eastern families have fled their countries in recent years with hopes of rebuilding their lives in the United States. A large portion settled in the Detroit area, Dearborn in particular. The city has been dubbed the Arab capital of North America. Home of the Arab-American National Museum, a number of mosques and Islamic schools for children, the city has become a home away from home for people originally from Syria, Lebanon, Palestine, Yemen and Iraq to live in peace.

EMPLOYMENT OUTLOOK

According to a survey released from the University of Michigan economists, job growth in Michigan will continue for the next two years. The economists also believe within those two years, the state will recover about half of the jobs it lost between 2000 and 2009, and returning to the level of employment last seen at the end of 2006. The state's unemployment rate was 6.3% as of November 2020. According to U.S.

Department of Labor's Bureau of Labor Statistics – Monthly Rankings December 2020, Michigan ranks as the 27 lowest unemployment rate at 5.7%. This is a positive change from last year's ranking of 30th. Manufacturing, more specifically automotive manufacturing, has been the major employer of Wayne County citizens for many years. During the current automotive industry transition, other companies are also downsizing or closing.

Unemployment History Comparison

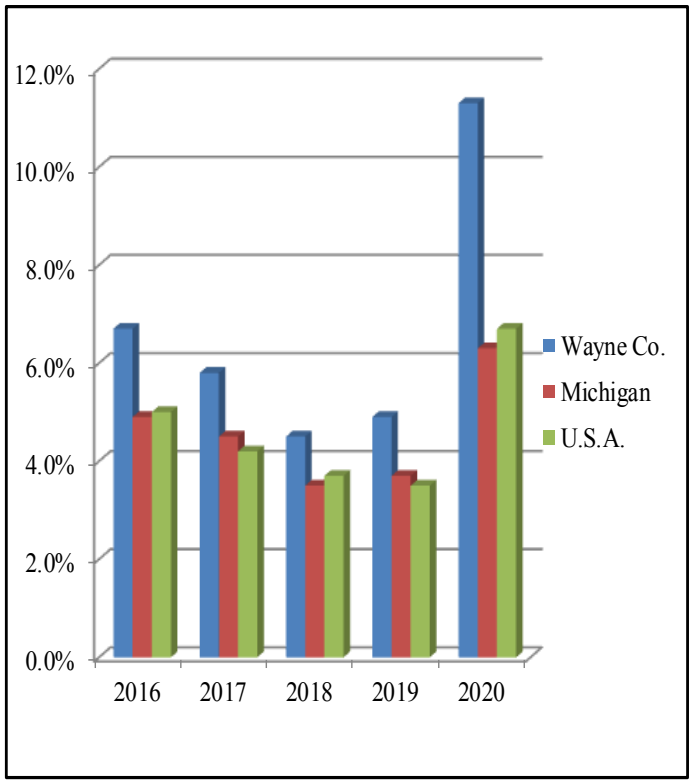

HOUSING INDUSTRY

There is room for more optimism in the housing market, according to Zillow Research. According to Zillow Research Data, as of November 2020, the median home value per square foot in Wayne County increased to $121 from $112 during November 2019. There has also been a decrease in the number of days homes have been advertised, from an average of 41 days in December 2019 to a 34 day average in October 2020. During the same time period, Wayne County experienced an increase in home sales of 22.6%.

ECONOMIC STIMULUS

Little Caesars and Olympia Development of Michigan is completing a new $150 million, nine-story, 234,000 square foot, Little Caesars World Headquarters expansion, to be built in the District Detroit. More than double the size of the current campus in Detroit, it will accommodate the company's rapid global growth and hiring. Located on Woodward Avenue, this is Detroit's first newly constructed corporate headquarters building in more than a decade and only the seventh since 1950.

Two Michigan-based companies, Meijer and Saint Joseph Mercy Health System, are the first Landmark-level partners of the Detroit Events Center. The designation represents the highest level of commitment, by which each organization will be provided with maximum visibility throughout the Detroit Events Center through complete partner integration with the Detroit Red Wings and Olympia Entertainment.

The super-speed 1-gigabyte Internet providers have come to Detroit! RocketFiber, a Dan Gilbert-backed network, was wired to 19 downtown Detroit buildings with plans for an ambitious expansion to Midtown and beyond soon. RocketFiber also plans to open a store in downtown Detroit and become a Detroit provider of cable television.

Competitor LightSpeed, which also provides 1-gigabyte service, wired TCF (Cobo) Center and a loft development called the Savings Bank Lofts.

Yet another competitor, Comcast, announced they have completed expanding its gigbit-speed broadband to nearly every home in its service area as of October 2018. Detroit is among pilot cities for a project that rolls out enhanced speeds to customers via a hybrid fiber/coaxial network. Comcast also plans to add a store in Midtown.

According to a list of major employers in Detroit compiled by the Crain's 2021 Book of Lists, the 15,250 total Detroit employees makes Rock Ventures Detroit's largest employer followed by Henry Ford Health System (9,903), City of Detroit (9,094),

Detroit Medical Center (7,839), Detroit Public Schools Community District (7,060) U.S. Government (6,352), Illitch companies (5,340), Blue Cross Blue Shield of MI, (5,577), Wayne State University, (4,938) and FCU US LLC, (5,157).

Throughout the year, there are numerous family events around Wayne County to suit just about every taste. The annual Belleville National Strawberry Festival in Belleville, Michigan is a three-day celebration of all things strawberry. Thunder over Michigan is one of America's leading airshows and is considered the best "warbird" show in America. Held every summer at Willow Run Airport, the show features world-class entertainment, unique static displays, and fun for the whole family.

During the winter, the Plymouth Ice Festival is a world-class event in downtown Plymouth that is exciting and fun for the whole family. The Meridian Winter Blast is a unique combination of hip and fun winter events including ice-skating that are centered on Campus Martius Park in Detroit.

A major new catalyst in Detroit and Wayne County is the Q-Line street rail project, previously known as the M-1 Rail Project. Construction of the $140 million 3.3 mile light rail project began construction in the summer of 2014 and stretches from downtown Detroit to Grand Boulevard in the New Center area. The Q-Line was formed by private sector and philanthropic leaders as a result of the National Football League Super Bowl Detroit hosted in 2006. When tens of thousands of visitors converged on Detroit during that event, it became evident there was a need for reliable transit alternatives that connect to key Detroit destinations within the Downtown, Midtown, New Center, and North End communities.

There are currently plenty of attractions along the Q-Line Rail including Comerica Park, Ford Field, Hart Plaza, Campus Martius, Fox Theatre, Detroit Institute of Arts, Wayne State University and many more. The Q-Line has experienced up to 5,500 riders per day during the initial free period of May to September 2017. The Q-Line began experiencing approximately 3,000 riders per day once the pay service was implemented. The streetcar will improve public transit service and provide greater mobility options along the central Woodward communities.

Wayne County is home to the North American International Auto Show (NAIAS). The NAIAS is among the largest auto shows in the world. Held annually at the TCF Center in downtown Detroit, the show provides a huge annual economic boost, estimated for 2019 at $430 million to this region, benefiting hotels, restaurants, exhibit companies and retail throughout the metro area. Many businesses and families profit from this show throughout the year.

In 2020, the North American International Auto Show (NAIAS) announced the cancellation of its June 2020 show in Detroit in light of the coronavirus (COVID-19) pandemic sweeping across the world and the Federal Emergency Management Agency's expected plans to repurpose TCF Center into a temporary field hospital.

The North American International Auto Show (NAIAS) announced it will not hold its 2021 auto show as planned. Instead, show officials revealed a "bridge to the future" with an auto-centric event called Motor Bella.

The new event will bring next-generation mobility and exciting vehicle debuts to media, show-goers and the automotive enthusiasts' world in a never before experienced way while also addressing continued COVID-19 concerns about indoor events.

The new all-outdoor event, Motor Bella at M1, is expected to create a bridge to the future while North American International Auto Show pauses for 2021. Motor Bella will be held from Sept. 21-26, 2021, at the M1 Concourse in Pontiac, Mich. Centrally located in the metro Detroit area, M1 Concourse, often referred to as an "87- acre playground for auto enthusiasts," enables exhibitors to showcase key vehicles and technologies in an outdoor setting.

Plans call for 1.6 million square feet of dynamic vehicle and technology display space including terrain ideal for showcasing off-roading capabilities. M1 Concourse also offers a 1.5-mile hot track on the grounds for technology and vehicle demonstrations.

As part of the auto show, the NAIAS Charity Preview event is held every year but, in 2020, was cancelled due to the COVID-19 outbreak. The

NAIAS Charity Preview is the largest single day charity fund raising event in the county and raises over $121 million since 1976 with $4.0 million being raised in 2019.

Proceeds directly benefit a wide range of children's charities. Funds raised will support services for children of all ages from birth to 18. For more information on the North American International Auto Show, please go to www.NAIAS.com.

Reorganization has been implemented to make TCF Center more financially attractive to new conventions and exhibitions. As part of this effort, legislation was passed in which Cobo Center was transferred to a regional authority from the city of Detroit. The new authority bonded up to $288 million for the expansion and renovation of Cobo. The expansion finished in late FY 2015. This should ensure the continuation of the NAIAS and will also attract other conventions and venues to Detroit and Wayne County. Cobo Center was officially renamed TCF Center in August of 2019, after completion of a merger between TCF Financial Corporation and Chemical Bank.

In 2018 Wayne County issued $288.6 million face count of bonds; $317 million in proceeds to help fund the $401 million commitment for the Wayne County Criminal Justice Complex Project. The Bond Buyer, a trade publication for the municipal bond industry, selected the issuance as "Deal of the Year" for the Midwest Region.

These initiatives are just a few of the developments created by the County to assist its citizens in this extremely difficult economic environment. For more information on these and other Wayne County initiatives please go to www.waynecounty.com.

High-Tech industries have added to the positive economic growth in the area as identified by EntryPoint. EntryPoint is an organization that advances the entrepreneurial community by promoting inclusion, community engagement and education. In a 2020 article, published on Midwest Startups.com, "Why Detroit is Poised for Rapid Entrepreneurial Growth", EntryPoint reported that there has been a 58% increase in the number of high-growth companies in the last six years. There are 38 active venture-backed startups in Wayne County that have raised an aggregate of $485 million. It is also noted that over a quarter of the high-tech startup companies in Michigan are located in Detroit.

ASSUMPTIONS USED IN DEVELOPMENT OF THE FY 2020-21 ADOPTED BUDGET

REVENUE ESTIMATES

Early in 2020, while the County was starting development of the revenue assumptions for the upcoming FY 2020-2021 budget, the World, Country, and Wayne County ceased normal operations as the World Health Organization (WHO) declared COVID-19 a worldwide pandemic. As a result, the County had to stop, pivot and revise the FY 2019-2020 Budget taking into account, the economic effects of the pandemic, the federal, state and county governments' response to the pandemic, and the revised estimated revenues anticipated to be received by the County in FY 2020. This process of revising the FY 2019-2020 Budget, from the impact of COVID-19, took up most of the spring and part of the summer and was completed during the summer of 2020. Once the County had a pathway for FY 2019-2020, the County could refocus on FY 2020-2021.

As a result of the need to revise the FY 2019-2020 budget, the FY 2020-2021 budget was developed on an abbreviated timeline. The revenue estimates for FY 2020-2021 were developed during the summer of 2020 and became the foundation for the 2020-2021 and 2021-2022 budgets. The revenue assumptions use estimates from federal, state and local sources as well as national consultant firms hired by the County to assist with estimating the continued and future economic impact of the continuing pandemic.

The State's Uniform Budget and Accounting Act and the County's Charter mandates that the County annually produce a balanced budget. Budgets are defined and driven by the estimated revenue available for the ensuing fiscal year. Revenue estimates were developed based on current economic and forecasted financial outlooks, historical trends, current policies, expert input and analysis from the County Departments and Offices and other experts. As a requirement of the Charter, the revenue estimates were distributed to all elected officials and department heads as part of the County Executive's Budget Policy Statement (BPS). The distribution of the BPS and revenue assumptions provide the assumptions used to mark the starting point for the County's Budget development for the 2020-2021 Budget and 2021-2022 Projected Budget. The projected revenue estimates were refined and finalized during the budget process and eventually formed the basis for the budget adopted by the Commission on September 29, 2020.

The initial Revenue forecast for the County reflected a County Wide Appropriation revenue decrease of $(392.2) million from the FY 2019-20 Amended Budget. This decrease is largely due to a decrease in Federal Coronavirus Aid, Relief, and Economic Security (CARES) Act grant revenue provided to the County in FY 2020 in order to fight the economic effects of the pandemic, $249.2 million. While the pandemic and associated economic hardships continue, additional assistance from the federal level was still being debated in Washington. Therefore, no new additional federal assistance is assumed to be included in the FY 2020-2021 budget.

Also projected to decrease, revenue generated from the Delinquent Tax program operated by the Treasurer's Office is expected to be reduced by $53.4 million. This reduction is the result of possible changes to the program due to pending litigation in the State Court.

The General Fund and General Fund Supported Special Revenue Fund revenues were forecasted to decrease by $(74.7) million from FY 2019-2020 due to the pandemic. General Fund General purpose revenues (GFGP) which are discretionary or unrestricted were projected to decrease by $(60.7) million. These revenues are used to support general government operations. Non GFGP revenues were forecasted to decline by $(14.0) million

Other Appropriated County Funds which include certain Enterprise, Fiduciary, Internal Service, Special Assessment funds and certain Component units were forecasted to decrease $(317.4) million in FY 2020-2021. These funds have specific purpose revenue sources and as a result of the non-discretionary or restricted nature of these funding sources, expenditures and services have to be aligned to the revenues generated. Of the $(317.4) million decrease, $(249.3) million is the result of federal CARES recovery and stimulus grants that were budgeted in FY 2019-2020 but not included in FY 2020-2021. As of the adoption of this Budget, additional federal legislation to fight the effects of the pandemic has not been initiated by the federal legislature and no additional funding has been included in the 2020-2021 budget.

The General Fund is primarily responsible for funding all law enforcement and justice administration functions, including the Courts, Juvenile Justice, Sheriff, Prosecutor and Jail Medical Services. The County is also responsible for funding the operations of most of the County's other elected officials, including the County Clerk, Treasurer, Commission and the County Executive. As a result, it is the focal point in the forecast.

The initial projected revenues of the County's General Fund totaled $517.8 million, a reduction of $(74.7) million from the amended 2019-2020 budget. Of this amount, taxes, state revenue sharing, and other reoccurring GFGP revenues account for the majority of general purpose revenues (exclusive of transfers from the Delinquent Revolving Fund program, which is discussed in the next paragraph) was projected at $346.0 million or 66.83% of total projected revenue in the General Fund. The Final 2020-2021 Adopted Budgeted revenues total $526.8 million and $340.8 million in reoccurring GFGP.

Delinquent Revolving Fund program, which is discussed in the next paragraph) was projected at $346.0 million or 66.83% of total projected revenue in the General Fund. The Final 2020-2021 Adopted Budgeted revenues total $526.8 million and $340.8 million in reoccurring GFGP forecasted the DTRF transfers at $15.1 million and $30.5 million was eventually included in the Adopted Budget, an

ASSUMPTIONS USED IN DEVELOPMENT OF THE FY 2020-21 ADOPTED BUDGET

increase of $15.4 million from the forecast. The transfer from the DTRF programs have an inverse relationship with the economy. As the economy improves, transfers from the DTRF programs decline.

State Revenue Sharing payments of $40.9 million are forecasted to be received from the State. This estimate is based on correspondences from the Governor's office reducing the allocation by $(12.0) million in FY 2019-20 due to the pandemic. It is assumed that this reduction will continue in FY 2020-2021 as well. The transfer from the DTRF and the State Revenue Sharing Payments will be utilized to fund public safety, health and welfare programs and general government.

In total, the final FY 2020-21 Adopted General Fund Budget includes anticipated total revenues of $526.78 million, a decrease of $(55.96) million from the FY 2019-20 Adopted Budget with unrestricted GFGP revenues of $371.25 million for general county operations. Additionally, the adopted budget anticipates increasing the Fund Balance of the General Fund and has set aside $5.20 million for this purpose.

General fund restricted or non-general purpose revenues including state and federal grants, charges, fees, interdepartmental charges from internal service department, and other miscellaneous revenues were forecasted to be $155.53 million, a decrease of $(18.86) million from FY 2019-20. These revenues are specific to individual departments and as such, the department is responsible for adjusting their operations as a result of any changes in these sources of revenues.

ACTIONS INCLUDED IN THE FY 2020-21 ADOPTED BUDGET

The Adopted Budget included the following budgetary guidelines and assumptions:

- With certain exceptions, General Fund supported programs were required to maintain GFGP consumption included in the Budget Forecast with the exception of certain global costs:
  - Departmental budgets were adjusted to hold harmless for increases or decreases from inter-fund overhead departmental charges and other uncontrollable expenditures such as fringe benefits were increased or decreased globally.
  - All other expenditures increased from inflation or other reasons were to be absorbed by each department or elected official.
- The Department of Management and Budget is budgeted to receive $8.0 million in additional funding as part of a four year $30.0 million project to replace the aging general ledger and HR/payroll software.
- The Department of Information Technology is budgeted to receive $5.0 million in additional funding in order to replace and upgrade the County's technology infrastructure.
- The Courts, County Clerk and Sheriff Court security units were fully funded per the final court settlement agreement and subsequent memorandums of understanding.
- All jail and non-jail related operations for the Sheriff were fully funded at current projected levels; adjusted for reductions resulting from the Recovery Plan.
- State revenue sharing distribution of $40.9 million which is a decrease of $(12.2) million from payments received over the last several years.
- The General Fund included planned surpluses of $5.2 million in FY 2020-21 and $7.5 million in FY 2021-22.
- The General Fund includes $14.5 million to cover the debt service of the 2018A Jail bonds issued, in August 2018, to fund the new Criminal Justice Center (CJC).
- The Budget also includes a new fund COVID-19 Response (298) established during FY 2019-20, to track federal and state grants distributed to the County to fight the negative economic impact of the COVID-19 pandemic.
- The Budget continues to include the Jail Construction Fund (467) to track the costs associated with the costs of construction for the CJC.

SUMMARY OF CHANGES BY TYPE OF FUND

The County Adopted Budget for FY 2020-2021 totals $1.655.81 billion, including a General Fund appropriation of $526.78 million. Comparing budgets on an annualized basis, the FY 2020-2021 Budget reflects a net increase in the County's total operating budget of $24.94 million or 1.53%.

	In Millions		
FUND	FY 2019-2020 ADOPTED	FY 2020-2021 ADOPTED	CHANGE
General	$582.74	$526.78	(55.96)
Special Revenue	470.18	577.68	107.50
Capital Projects	146.77	162.08	15.31
Debt Service	28.79	22.25	(6.54)
Special Assessment	4.39	1.32	(3.07)
Enterprise	153.39	133.49	(19.89)
Internal Service	102.90	101.08	(1.82)
Fiduciary	7.63	7.63	-
Component units	134.10	123.50	(10.60)
TOTAL	**$1,630.87**	**$1,655.81**	**24.94**
% CHANGE			**1.53%**

The summary above reflects the changes between the major fund types. Major changes include a decrease in the General Fund totaling $(55.96) million from FY 2019-2020. Refer to the General Fund section of this document for further discussion.

Special Revenue Funds increased overall by $107.50 million, with the largest increase in the newly created COVID-19 Response Fund to account for resources provided by the federal and state governments to combat the COVID 19 pandemic, in the amount of $77.2 million. The County Road Fund, $47.2 million increased primarily due to delays in repairs and maintenance due to the COVID statewide shut down that occurred in FY 2020. These projects, such as ongoing Various Bridge Repair Projects, the Township Paving Program Carry Forward and additional Road Construction or Capital Improvement Plan (CIP) Projects, were delayed in 2020 but have been scheduled to commence in FY 2021. Additionally, the Community Development Block Grant Fund increased $6.0 million, which is the result of the additional block grant projects.

Listed below are other funds with notable changes:

- The Community & Economic Development Fund reflects an increase of $6.7 million, which is due to the a number of federally funded Home projects.
- The Juvenile Justice and Abuse/Neglect Fund decreased by a net $(14.6) million largely due to a reduced utilization of the program due to the pandemic.
- The Victim Witness Program Fund decreased by $(1.0) million which is primarily a result of salary and fringe benefit costs.
- The County Health Fund shows a net decrease of $(8.8) million due to lower prisoner mental and medical health costs as a result of a lower anticipated prisoner population.
- The Rouge Demonstration Grant Fund is a net decrease of $(4.1) million. New federal grants for this program were not yet awarded at the time the budget was adopted.

Debt Service Funds - The $(6.5) million net decrease is primarily related to a debt service reserve established for the judgment levy for Downriver Communities included in FY 2020, but not required in 2021.

Capital Projects Funds - The $(15.3) million net decrease represents a reduced capital outlay mainly related to the construction of the new Criminal Justice Complex.

Special Assessments Fund– No material change.

Enterprise Funds– The $(19.9) million net decrease in the Enterprise Funds is primarily the result of changes in the Delinquent Tax Foreclosure Program funds reducing the intra fund transfers from program year to year.

Internal Service Funds - The funds increased by a net $1.82 million. Changes occurred in the following funds:

- Buildings & Ground Maintenance Fund increased by a net of $0.05 million which is primarily a result of salary and fringe benefit costs.
- Central Services Fund has a net decrease of $(0.92) million which is primarily due to salary and fringe benefit changes.

- Environment Fund reflects an increase of $(0.15) million which is primarily the result of personnel related costs.

- The four Fringe Benefit Funds are budgeted at a net decreased of $(0.80)million due to anticipated reductions to active employee fringe benefits.

Fiduciary Fund – There are no changes to this fund.

Component Unit Funds - The $10.60 million net decrease in the Component Unit Funds is mainly the result of personnel related costs in Administrative Services and Friend of the Court operations.

BUDGET FORMAT CHANGES

2020-2021 ACCOUNT CHANGES
Fund 298 COVID –19 Response Fund was established during FY 2019-2020 to house the various grant revenues received and expended related to the County's response to the COVID-19 pandemic crisis. This fund primarily housed the CARES grant funding from the federal government.

2019-2020 ACCOUNT CHANGES
Fund 260 Michigan Indigent Defense Commission was created in Fiscal 2018-19 to account for activity relating to the administration and compliance with the State of Michigan's Executive Order 2011-12 which was created in order to improve legal representation for indigent criminal defendants.

Also, during Fiscal 2018-19 the Executive Branch submitted a Reorganization Plan to the County Commission which entailed several changes; The creation of a new department called Economic Development. This involved moving Economic Development Corporation from the County Executive's direct oversight, moving the community development function (Funds 250 and 275) from Health, Veterans and Community Wellness and the Capital Planning and building administration (Fund 631) from Management and Budget. In addition to these changes the plan also consolidated three existing Public Services Department divisions into one division titled "Environmental Services Group" Division. The new ESG Division combines Facilities Management Division, Land Resource Management Division and Water Quality Management Division. The Reorganization Plan also changes the titles of the "Health, Veterans and Community Wellness Department" (HVCW) and "Wellness Services Division" within HVCW. The new title of HVCW is "Health, Human and Veterans Services Department" (HHVS): the new title of the Wellness Division is "Public Health Division." In addition, the Plan changes the title of the "Grant and Revenue Management Division" to "Grant Contracts and Compliance Management" in Management and Budget. Additional changes to note is a change in division title of "Data and Informatics Division" in Personnel/Human Resources to "HR Strategy and Informatics Division." The title Human Relations Division in the Corporation Counsel Department is changed to "Human Relations/Business Inclusion Division."

2018-2019 ACCOUNT CHANGES
During the course of Fiscal 2017-2018 a new fund was established, Jail Construction Projects (467), which is utilized to track funding sources and costs associated with the construction of a new criminal justice center. In addition, Debt Service-2018A Jail Projects Fund (302) was established in Fiscal 2018-2019 to allocate the debt service requirements related to the new criminal justice center.

2017-2018 ACCOUNT CHANGES
In February 2017, the County Commission approved the First Amendment to the 2015 Executive Branch Reorganization Plan which impacted Fiscal 2017-2018 as follows: the new Division of Benefits and Disability Administration was created in the Department of Management & Budget (M&B). This action eliminated the Division of Benefits in the Department of Personnel/ Human Resources. In addition, the Division of Capital Development and Buildings Administration was also created in M&B. This function was moved from the Department of Public Services.

2016-2017 ACCOUNT CHANGES
During the course of Fiscal 2015-2016 a new fund was established, Third Circuit Court Budget Stabilization Fund (833), which is in accordance with the Agreement between Wayne County and the Third Circuit Court No. 2016-039.

Wayne County, Michigan
Fund Structure Organization Chart

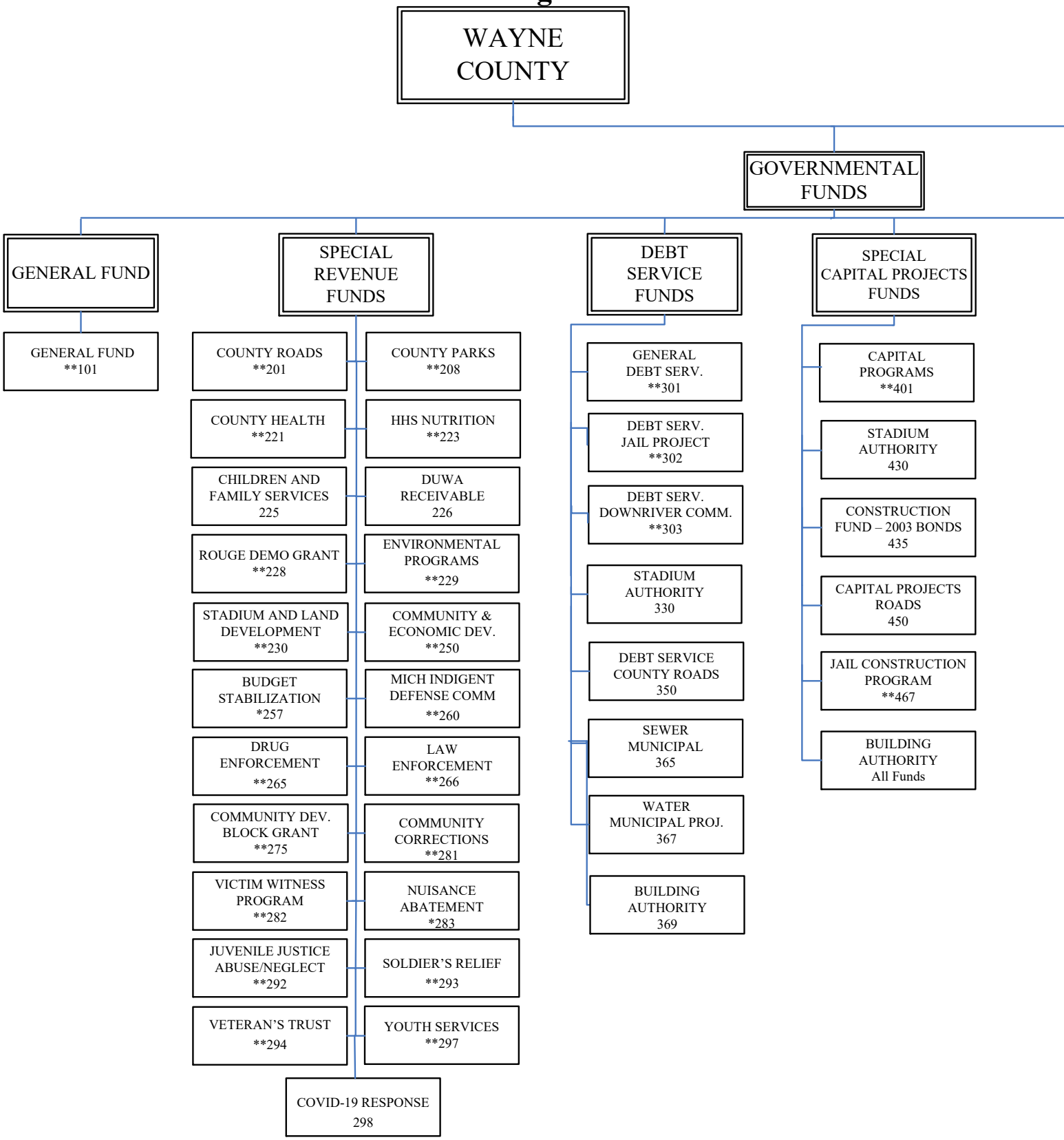

***FY 2012-13 Assets, Liabilities and Fund Balances have been transferred to the General Fund as a result of GASB 54.**
**** Appropriated Fund in Enrolled Ordinance 2020-561**

Wayne County, Michigan
Fund Structure Organization Chart

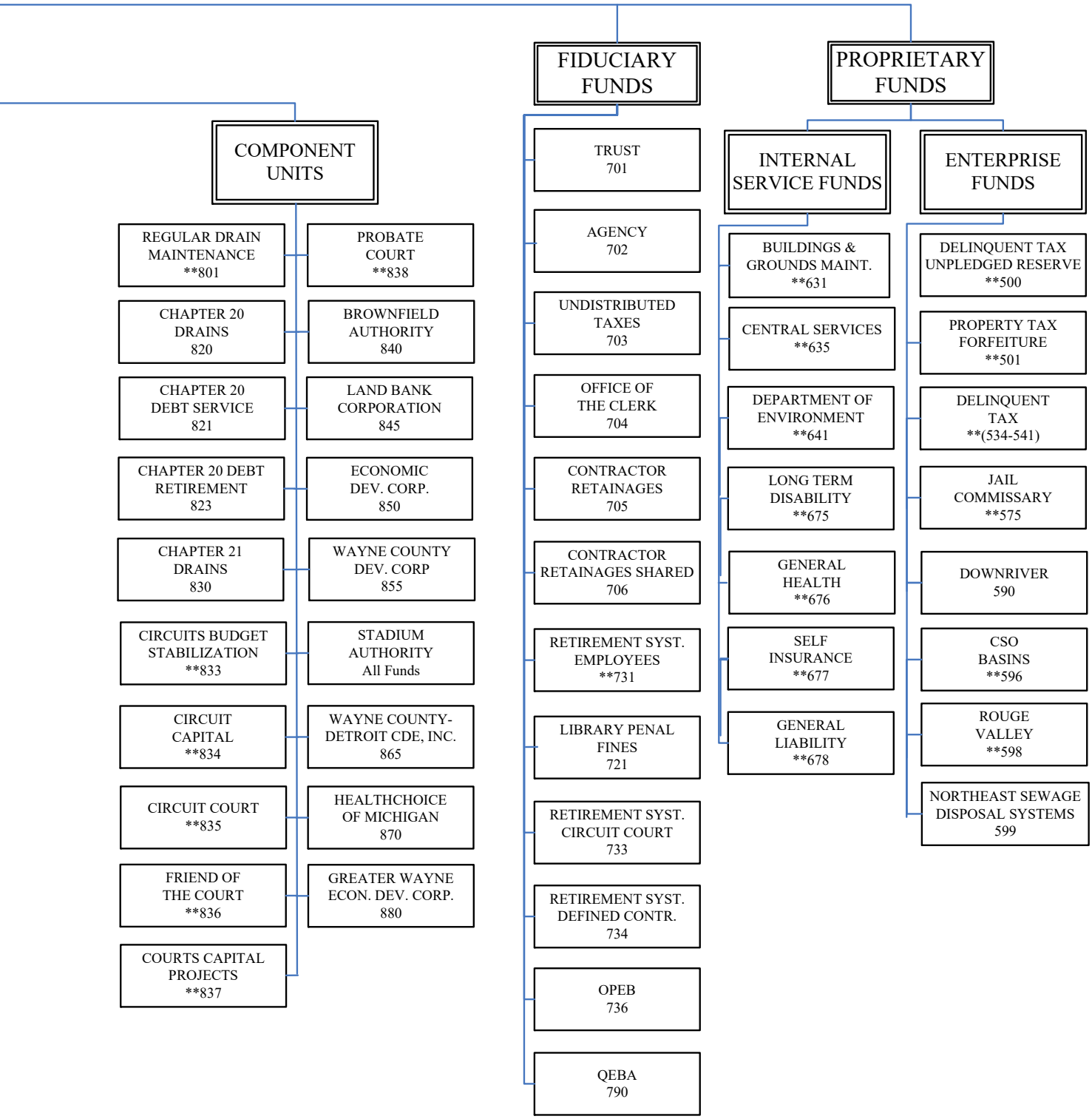

***FY 2012-13 Assets, Liabilities and Fund Balances have been transferred to the General Fund as a result of GASB 54.**
****Appropriated Fund in Enrolled Ordinance 2020-561**

FUND DESCRIPTION

In 1984, Wayne County changed its account structure to reflect the State of Michigan's Uniform Chart of Accounts, which is widely used by most of Michigan's local municipalities. The County budgets and accounts for revenues and expenditures based on the concept of fund accounting. A fund is a self-balancing set of accounts recording cash, liabilities, residual equities or balances, revenue and expenditures together with all of the changes thereto. These transactions are segregated for the purpose of monitoring specific activities or in accordance with laws, regulations or restrictions on the use of these funds.

There are three major categories of funds: Governmental, Proprietary, and Fiduciary with each category consisting of one or more types of funds. Governmental Funds are used to account for functions that finance most of governmental operations and activities. These include the General Fund, special revenue funds, capital project funds and debt service funds. Proprietary funds account for services provided by the County to other funds and governmental units and to account for resources that are financed and operated in a manner similar to private business enterprises. Fiduciary Funds account for assets held in trust or as an agent for others.

The types of funds contained in each specific major fund are described below, followed by the fund name utilized by the County. Although all funds are disclosed, it should be noted that not all of these funds are appropriated.

I. GOVERNMENTAL FUNDS

1. <u>GENERAL FUND</u> - accounts for all financial resources except those to be accounted for in other funds, and represents the County's general operating fund.

101 GENERAL FUND
The General Fund is used to account for resources traditionally associated with government, which are not required legally or by sound financial management to be accounted for in another fund.

2. <u>SPECIAL REVENUE FUNDS</u> – are used to account for specific revenues that are legally restricted to expenditure for particular purposes.

201 COUNTY ROADS
This fund is used to account for resources associated with the maintenance and construction of certain roads, streets, and bridges located within the County, which are funded principally by the federal government, State of Michigan, and local governmental units within the County.

208 COUNTY PARKS
This fund is used to account for resources related to the preservation, protection, maintenance, and management of County park grounds and facilities including the Warren Valley and the Inkster Valley golf courses.

221 COUNTY HEALTH
This fund is used to account for resources reserved for the purpose of providing health protection, maintenance, and improvement for the residents of Wayne County.

223 HEALTH AND HUMAN SERVICES– NUTRITION
This fund is used to account for resources reserved for providing various food and nutrition programs for the residents of Wayne County.

225 CHILDREN AND FAMILY SERVICES (HEAD START)**
This fund is used to account for resources reserved for providing child development services to qualifying children and their families in Wayne County.

226 DUWA-RECEIVABLE **
This fund was created to track pending collection of funds from the sale of Downriver Sewage System.

228 ROUGE DEMONSTRATION GRANT
This fund is used to account for resources reserved for the Rouge River National Wet Weather Demonstration project.

229 ENVIRONMENTAL PROGRAMS
This fund is used to account for resources reserved for the Land Resource Management Program.

230 STADIUM AND LAND DEVELOPMENT
This fund is used to account for the collection of excise taxes on hotel accommodations and car rentals, which are reserved for stadium and land development and the related expenses of collection.

*These funds have been transferred to the General Fund to comply with GASB 54.
**These funds are not included in the County Appropriation.

260 MICHIGAN INDIGENT DEFENSE COMMISSION (MIDC)
This fund is used to account for resources related to administration and compliance with State Executive Order 2011-12 which was created to improve legal representation for indigent criminal defendants.

250 COMMUNITY AND ECONOMIC DEVELOPMENT
This fund is used to account for resources related to economic development within local communities in Wayne County.

257 BUDGET STABILIZATION FUND *
This fund was established by charter and is used to account for resources set aside from the General Fund under the provisions of Public Act 30 of 1978.

265 DRUG ENFORCEMENT PROGRAM
Through covert operations, the Drug Enforcement Unit enforces state drug laws throughout the County and acts in concert with federal law enforcement agencies. This fund accounts for resources for that activity.

266 LAW ENFORCEMENT
This fund is used to account for resources related to several specific purpose or targeted enforcement activities. In addition, this fund provides for technology and other law enforcement grant programs.

275 COMMUNITY DEVELOPMENT BLOCK GRANTS
This fund is used to account for resources related to the County's community development activities using participating communities to create economic and community development projects funded by the federal block grant.

281 COMMUNITY CORRECTIONS
This fund is used to account for resources related to alternative work force activity, the County expungement program, and other jail diversion programs.

282 VICTIM WITNESS PROGRAM
This fund is used to account for resources for counseling services, community referrals, public information and prevention, notification of court date, and court support offered to victims of crime.

283 NUISANCE ABATEMENT *
This fund accounts for resources to abate illegal nuisances that are at the root of many of the crime problems in Wayne County such as drugs, guns, prostitution and abandoned buildings.

292 JUVENILE JUSTICE/ ABUSE AND NEGLECT
This fund is used to account for resources for youth detention and detention diversion programs which include the operation of the Juvenile Detention Facility, various other detention alternative programs and services for delinquents and early intervention services for abused, neglected or at risk youths.

293 SOLDIER'S RELIEF
This fund is used to account for resources reserved for emergency funding for indigent veterans and their families and burial relief provided for eligible veterans.

294 VETERAN'S TRUST
This fund is used to account for resources reserved for emergency funding for indigent veterans provided by the State of Michigan.

297 YOUTH SERVICES
The fund is used to account for resources reserved for youth deterrent and diversion programs and other youth services.

298 COVID-19 RESPONSE
The fund is used to account for resources reserved for emergency services and programs related to Coronavirus pandemic affecting communities in Wayne County. Funded by federal CARES Relief Act and state grants.

3. <u>DEBT SERVICE FUNDS</u> - are used to account for the accumulation of resources and for repayment of general obligation bond principal and interest from governmental resources, and for special assessment bond principal and interest from special assessment levies when the County is obligated in some manner for the payment.

301 GENERAL DEBT SERVICE
This fund is used to account for resources reserved for the debt service associated with the General Obligation Debt of the County.

302 DEBT SERVICE-2018A JAIL PROJECT
This fund is used to account for resources reserved for the debt service associated with the construction of a new criminal justice center.

303 DEBT SERVICE - DOWNRIVER COMMUNITIES.
This fund is used to account for resources reserved for the debt service relative to the judgment levy debt for downriver communities.

*These funds have been transferred to the General Fund to comply with GASB 54.
**These funds are not included in the County Appropriation.

330 STADIUM AUTHORITY-DEBT SERVICE**
This fund is used to account for resources reserved for the debt service associated with the construction of professional football and baseball stadiums.

350 DEBT SERVICE - COUNTY ROADS**
This fund is used to account for resources reserved for the debt service associated with the various County Road Bonds.

365 DEPARTMENT OF PUBLIC WORKS (DPW) SEWER MUNICIPAL PROJECTS **
This fund is used to account for resources reserved for the debt service associated with the various County Sewer System projects.

367 WATER MUNICIPAL PROJECTS **
This fund is used to account for resources reserved for the debt service associated with the various County Water Improvement projects.

369 DEBT SERVICE - BUILDING AUTHORITY**
This fund is used to account for resources reserved for the debt service associated with the new construction or major renovations of existing facilities.

4. <u>SPECIAL CAPITAL PROJECTS FUNDS</u> – are used to account for the acquisition and construction of major capital facilities other than those financed by proprietary funds and trust funds.

401 CAPITAL PROGRAMS
This fund is used to account for resources reserved for technology improvements, infrastructure repair and renovation of County buildings, and major equipment purchases.

430 STADIUM AUTHORITY CONSTRUCTION**
This fund is used to account for resources used for construction associated with the professional football and baseball stadiums.

435 CONSTRUCTION FUND – 2003 BONDS **
This fund is used to account for resources used for various infrastructure repair and improvements of County facilities through the sale of bonds.

450 CAPITAL PROJECTS-ROADS **
This fund is used to account for resources used for construction associated with various County road projects.

467 2018A JAIL CONSTRUCTION
This fund is used to account for funding and costs of constructing a new criminal justice center.

469 WAYNE COUNTY BUILDING AUTHORITY **
This fund is used to account for funding and costs of constructing new facilities or for major renovations of existing facilities.

5. <u>COMPONENT UNITS</u>
Discrete Component Units- are entities that are legally separate from the County but for which the County is financially accountable, or their relationships with the County are such that exclusion would cause the County's financial statements to be misleading or incomplete.

801 REGULAR DRAIN MAINTENANCE

820 CHAPTER 20 DRAINS **

821 CHAPTER 20 DEBT SERVICE **

823 CHAPTER 20 DEBT RETIRMENT **

830 CHAPTER 21 DRAINS **

840 BROWNFIELD REDEVELOPMENT AUTHORITY **

845 WAYNE COUNTY LAND BANK CORPORATION **

850 ECONOMIC DEVELOPMENT COPORATION OF WAYNE COUNTY **

860 DETROIT-WAYNE COUNTY STADIUM AUTHORITY **

865 WAYNE COUNTY-DETROIT CDE, INC. **

870 HEALTHCHOICE OF MICHIGAN **

880 GREATER WAYNE COUNTY ECONOMIC DEVELOPMENT CORPORATION **

*These funds have been transferred to the General Fund to comply with GASB 54.
**These funds are not included in the County Appropriation.

885 WAYNE REGIONAL JOBS & ECONOMIC GROWTH FOUNDATION **
These funds are used to account for resources used for operations of the Third Circuit Court and Probate Court.

833 CIRCUIT COURT BUDGET STABILIZATION

834 CIRCUIT COURTS CAPITAL PROJECTS

835 CIRCUIT COURTS

836 FRIEND OF THE COURT

837 PROBATE COURT CAPITAL PROJECTS

838 PROBATE COURT

II. PROPRIETARY FUNDS

1. INTERNAL SERVICE FUNDS – are used to account for the financing of goods or services provided by one department or agency to other departments or agencies of the County, and to other governmental units, on a cost-reimbursement basis.

631 BUILDINGS & GROUNDS MAINTENANCE
This fund is used to account for resources reserved for the maintenance of all County General Fund Buildings.

635 CENTRAL SERVICES
This fund is used to account for distribution of operating costs of the County's internal service departments including the Department of Technology.

641 INTERNAL SERVICE FOR ENVIRONMENT
This fund is used to account for distribution of administrative costs to the various sewage districts, drains, and other Public Services - Environment activities.

675 LONG-TERM DISABILITY
This fund is used for the accumulation and disbursement of resources related to long-term disability claims.

676 GENERAL HEALTH
This fund is used to account for accumulate and disburse of resources related to employee health benefits.

677 SELF INSURANCE
This fund is used to account for accumulate and disburse of resources related to worker's compensation claims.

678 GENERAL LIABILITY
This fund is used to account for accumulate and disburse of resources related to general liability claims.

2. ENTERPRISE FUNDS – are used to account for resources that are financed and operated in a manner similar to private business enterprises - where the costs of providing goods or services to the general public on a continuing basis are financed or recovered primarily through user charges or where periodic determination of net income is appropriate for accountability purposes.

500 DELINQUENT TAX - UNPLEDGED RESERVE DELINQUENT TAX REVOLVING (500, 535-541)
These funds are separate funds used to account for resources advanced by the County to various taxing authorities for unpaid property taxes.

501 PROPERTY TAX FORFEITURE
This fund is used to account for resources related to real property tax foreclosures.

575 JAIL COMMISSARY FUND
This fund is used to account for resources related to the operation of the commissary at the County's jails.

596 CSO BASINS
This fund is used to account for resources related to the construction of combined sewer overflow (CSO) basins in the cities of River Rouge, Inkster, Redford, and Dearborn Heights to reduce wet weather overflow to the rivers and increase the flow to the sewage treatment plants. This fund includes operations, maintenance, replacement, construction and repayment of debt related to the basins

III. FIDUCIARY FUNDS

Fiduciary funds are comprised of Trust and Agency Funds. Trust funds are used to account for assets held by the County in a trustee capacity. Agency funds are used to account for assets held by the County as an agent for individuals, private organizations, other governments, and/or other funds. Due to their custodial nature, with the exception of the operating expenditures related to operating the retirement system in the Retirement System—Employees Fund and debt service budgeted in the Equipment Financing Fund, these funds are not budgeted or included in the appropriation.

701 TRUST **
This fund is used to account for assets held by the County in a trustee capacity.

*These funds have been transferred to the General Fund to comply with GASB 54.
**These funds are not included in the County Appropriation.

702 AGENCY**
This fund is used to account for miscellaneous fund activity not specifically earmarked for another fund.

704 OFFICE OF THE CLERK**
This fund is used to account for funds received by the County Clerk including bonds and various fees.

703 UNDISTRIBUTED TAXES **
This fund is used to account for current tax

collections and their subsequent disbursement to other governmental units.

705 CONTRACTOR RETAINAGES **
This fund is used to account for funds retained from contractors involved with County projects.

706 CONTRACTOR RETAINAGES – SHARED **
These funds are used to account for monies retained from contractors involved with Wayne County projects. Disbursements are made to the contractor upon successful completion of the project.

721 LIBRARY PENAL FINES **
This fund is used to account for resources received by District Courts from court fines which are disbursed to fund public libraries.

731 RETIREMENT SYSTEM-EMPLOYEES
This fund accounts for the funds accumulated under the Employee Defined Benefit Pension.

733 RETIREMENT SYSTEM-CIRCUIT COURT **
This fund accounts for funds accumulated under the Circuit Court Commission Bailiffs' Retirement System.

734 RETIREMENT SYSTEM - DEFINED CONTRIBUTION **
This fund accounts for the funds accumulated under the Employee Defined Contribution Pension Plan.

736 OTHER POST EMPLOYMENT BENEFIT (OPEB)**
This fund is accounts for the monies accumulated for postemployment benefits other than pensions.

790 QUALIFIED EXCESS BENEFIT ARRANGEMENT (QEBA)**
This fund establishes a Qualified Excess Benefit Arrangements under Section 415 of the Internal Revenue Code.

*These funds have been transferred to the General Fund to comply with GASB 54.
**These funds are not included in the County Appropriation.

DEPARTMENT AND ACTIVITY ACCOUNTS

The appropriations ordinance makes appropriations for certain county departments, agencies and programs for the purpose of providing services to the public. The County's budget is organized into functional categories that represent a grouping of related operations and programs aimed at accomplishing a broad goal or a major service called departments. These departments are further subdivided into activities, which serve as appropriation units, and each appropriation unit represents a limited set of work responsibilities, with organizational and budget accountability as its primary purpose.

CHART OF REVENUE AND EXPENDITURE ACCOUNTS

The Chart of Revenue and Expenditure Accounts represent the major account categories, which were adopted by the County Commission in its County-wide budget.

REVENUE ACCOUNTS

400 TAXES
Ad valorem property taxes, payments in lieu of taxes, industrial facilities taxes, trailer taxes, penalties and interest on taxes.

450 LICENSES & PERMITS
Marriage licenses, dog licenses, concealed weapon permits.

501 FEDERAL GRANTS AND CONTRACTS
Grants and contracts with the federal government. Not to be confused with reimbursements for services rendered to it by the County.

531 STATE GRANTS AND CONTRACTS
Grants and contracts with the State of Michigan. Not to be confused with reimbursements for services rendered to it by the County.

580 LOCAL CONTRIBUTIONS
Grants and contracts with local foundations and other governmental units. Not to be confused with reimbursements by local municipalities for services rendered to them by the County.

600 CHARGES FOR SERVICES
Revenue generated by departmental charges/ fees, which are established by resolution, ordinance or state law. Reimbursements from various agencies and individuals for services.

655 FINES AND FORFEITS
Bail bond forfeitures and election filing fee forfeitures.

664 INTEREST, DIVIDENDS, RENTS
Interest on investments and rental of County property.

671 OTHER REVENUE
Unclaimed monies accrued revenue accounts.

695 OTHER FINANCING SOURCES
Audit adjustment to prior years, recoveries of insurance or bond premiums, appropriation transfers in.

EXPENDITURE ACCOUNTS

700 PERSONNEL
Salaries and wages including per diem, overtime, shift differential, premium pay, cost of living adjustment, longevity, accumulated annual and sick leave, and worker's compensation supplement.

714 FRINGE BENEFITS
Payroll taxes, medical, dental and hospitalization insurances, and fringe benefits of retirees.

725 PENSION
Pension contributions including options for deferred compensation instead of the County's primary pension program.

726 MATERIALS AND SUPPLIES
Many types of routine consumable and low unit cost items including computer, office, vehicle, photo, photocopying, microfilming, forage, kitchen, clothing, laundry, food, medical and janitorial supplies.

800 SERVICES
Professional services and various kinds of contracts with the exceptions of those included in other accounts described below:

Professional services and fees including jury and witness fees, court filing and transcript fees; medical, dental, psychological, nursing, financial, engineering, legal and indigent attorney services, child care and veterans assistance.

Amounts paid for various services charged to other County departments including financial services, computer services, janitorial, police, construction, telephone and communications.

860 TRAVEL
Travel to conferences, conventions and local travel within the five-county area, extradition and transportation of patients and clients.

862 OPERATING EXPENSES
Freight, advertising, insurance benefits, premium payments, utilities, maintenance of buildings and equipment, some of which may be contracted.

941 RENTALS
Rental of buildings, machinery and equipment.

950 OTHER CHARGES
Contributions and grants to municipalities, agencies and organizations, inmate labor, employee improvement, refunds, miscellaneous interest, taxes, fees adjustments, allowances, and depreciation.

970 CAPITAL OUTLAY
Land, buildings, equipment, machinery, cars, office equipment, books.

990 DEBT SERVICE
Debt payments to the State of Michigan, principal and interest payments on bonded and other debt.

999 OTHER FINANCING USES
Operating transfers out involve the transfer of resources from the fund that possesses the resources to the fund that utilizes them.

This page intentionally left blank.

Adopted Budget FY 2020-2021
and
Projected FY 2021-2022

2020-2021 WAYNE COUNTY BUDGET
WHERE DOES THE MONEY COME FROM
In Millions

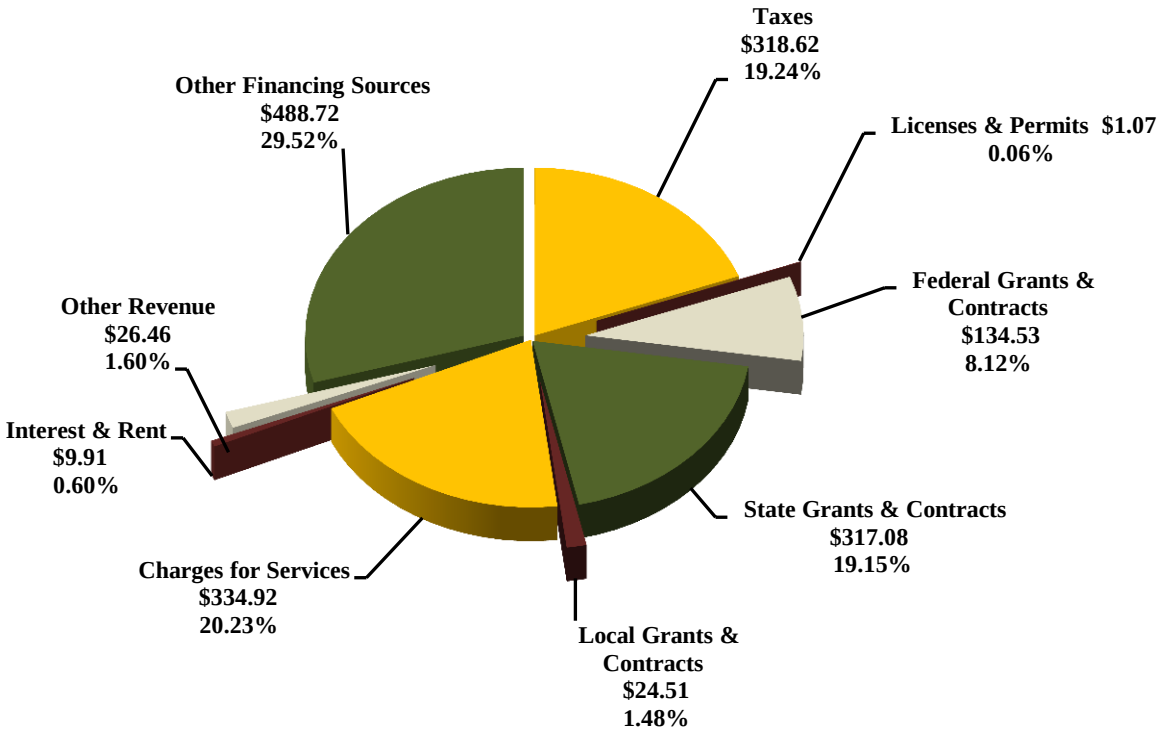

TOTAL $1,655.81 MILLION

WHERE DOES THE MONEY GO (BY FUNCTION)
In Millions

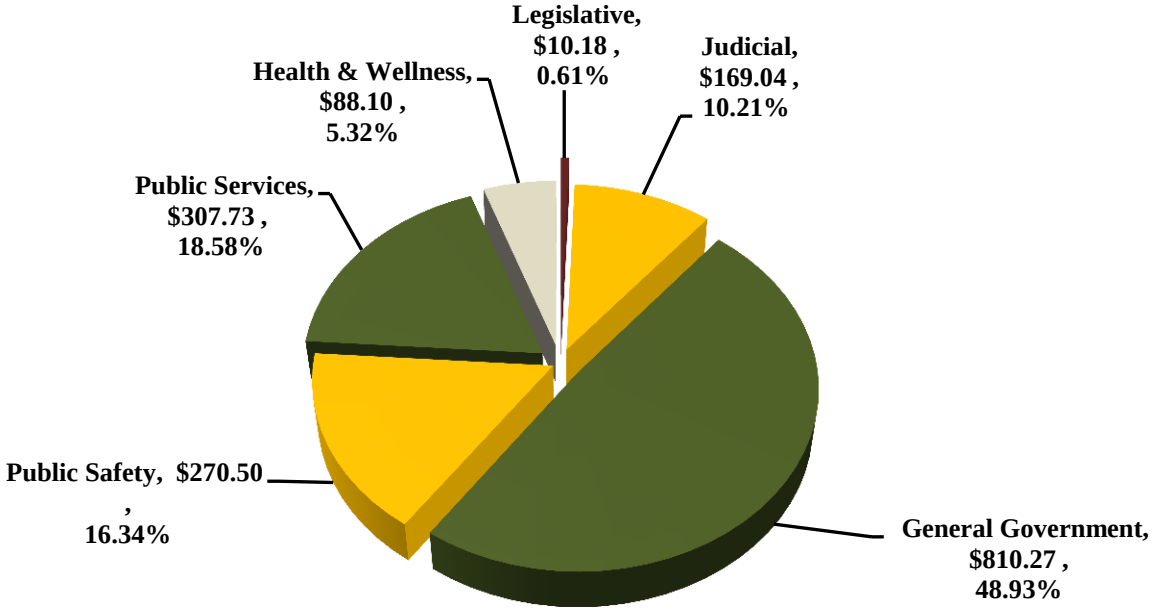

TOTAL $1,655.81 MILLION

ALL FUNDS
SUMMARY OF REVENUES AND EXPENDITURES

	2019 ACTUAL	2020 ADOPTED	2021 ADOPTED	2022 PROJECTED
REVENUE				
Taxes	$ 404,172,652	$ 416,832,012	$ 318,619,194	$ 354,442,758
Licenses and Permits	879,941	1,055,000	1,065,364	1,068,864
Federal Grants and Contracts	66,375,386	85,987,487	134,526,451	77,053,612
State Grants and Contracts	295,185,536	309,854,749	317,081,625	295,096,547
Local Grants and Contracts	38,942,467	28,972,506	24,508,031	20,182,523
Charges for Services	311,236,230	356,300,364	334,917,203	375,076,183
Interest and Rent	27,953,054	10,501,262	9,913,680	9,578,694
Other Revenue	32,780,029	38,717,229	26,462,231	31,975,657
Other Financing Sources	360,724,897	382,650,746	488,716,406	279,647,909
TOTAL REVENUE AND OTHER FINANCING SOURCES	**1,538,250,191**	**1,630,871,355**	**1,655,810,185**	**1,444,122,747**
EXPENDITURES				
Legislative	$ 8,269,649	$ 10,029,709	$ 10,181,495	$ 10,109,474
Judicial	154,374,816	179,608,730	169,036,486	171,054,800
General Government	706,993,844	750,331,076	810,269,517	610,369,012
Public Safety	276,176,791	308,397,750	270,498,886	291,391,879
Public Services	219,573,746	273,685,694	307,726,823	271,722,033
Health & Welfare	106,103,632	108,818,396	88,096,978	89,475,549
TOTAL EXPENDITURES	**1,471,492,479**	**1,630,871,355**	**1,655,810,185**	**1,444,122,747**
REVENUES OVER / (UNDER) EXPENDITURES	**$ 66,757,713**	**$ -**	**$ -**	**$ -**

SUMMARY BY FUND

		FY 2019 ACTUAL EXPENDITURES	FY 2020 ADOPTED BUDGET	FY 2021 ADOPTED BUDGET	FY 2020 INCREASE (DECREASE) FROM FY 2019	FY 2022 PROJECTED BUDGET
Governmental Funds						
General Fund						
101	General Fund	$ 583,649,503	$ 582,739,993	$ 526,782,616	(55,957,377)	$ 553,382,273
Total General Fund		**$ 583,649,503**	**$ 582,739,993**	**$ 526,782,616**	**$ (55,957,377)**	**$ 553,382,273**
Special Revenue Funds						
201	County Road Fund	$ 133,266,350	$ 167,490,783	$ 214,663,324	47,172,541	$ 180,547,419
208	County Park Fund	$ 14,271,418	$ 14,352,320	$ 13,739,985	(612,335)	$ 13,651,485
221	County Health Fund	$ 47,568,331	$ 52,584,337	$ 43,777,949	(8,806,388)	$ 43,666,343
223	HCS - Nutrition	$ 4,191,913	$ 4,572,319	$ 4,441,802	(130,517)	$ 4,546,124
225	Health and Family Services	$ 75,271	$ -	$ -	-	$ -
228	Rouge Demonstrations Grant	$ 3,629,456	$ 8,272,423	$ 4,135,600	(4,136,823)	$ 2,085,600
229	Enviromental Programs Fund	$ 1,804,996	$ 2,674,200	$ 3,255,200	581,000	$ 3,255,200
230	Stadium & Land Development	$ 11,260,094	$ 10,705,400	$ 10,459,775	(245,625)	$ 10,668,971
250	Community & Economic Devel	$ 1,030,440	$ 5,215,279	$ 11,947,516	6,732,237	$ 10,851,881
260	Michigan Indigent Defense Commiss	$ 10,081,269	$ 24,911,139	$ 24,911,139	-	$ 24,911,139
265	Drug Enforcement Program Fund	$ 1,355,803	$ 1,198,144	$ 882,000	(316,144)	$ 882,000
266	Law Enforcement	$ 4,688,489	$ 8,267,626	$ 8,128,144	(139,482)	$ 7,371,322
275	Comm Devel Blk Grant (CDBG)	$ 4,570,669	$ 10,308,029	$ 16,355,437	6,047,408	$ 6,218,465
281	Community Corrections	$ 3,145,991	$ 4,885,762	$ 4,674,802	(210,960)	$ 4,796,198
282	Victim Witness Program	$ 2,132,977	$ 3,336,910	$ 2,315,882	(1,021,028)	$ 2,393,486
292	Juv. Justice and Abuse/Neglect	$ 131,040,761	$ 145,487,235	$ 130,883,204	(14,604,031)	$ 129,037,366
293	Soldiers Relief	$ 1,449,011	$ 2,005,034	$ 1,991,249	(13,785)	$ 3,103,528
294	Veterans Trust Fund	$ 33,901	$ 30,000	$ 30,000	-	$ 30,000
297	Youth Services	$ 3,607,750	$ 3,879,624	$ 3,909,189	29,565	$ 4,137,697
Total Special Revenue Funds		**379,204,888**	**470,176,564**	**500,502,197**	**30,325,633**	**452,154,224**
Debt Service Funds						
301	General Debt Service	$ 8,049,320	$ 7,279,837	$ 7,405,480	125,643	$ 7,405,480
302	2018A Jail Debt Service	$ 9,626,179	$ 14,500,000	$ 13,590,650	(909,350)	$ 13,590,650
303	Debt Service-Down River Commun	$ 8,963,218	$ 7,006,515	$ 1,251,075	(5,755,440)	$ 1,251,075
Total Debt Service Funds		**26,638,717**	**28,786,352**	**22,247,205**	**(6,539,147)**	**22,247,205**
Capital Projects Funds						
401	Capital Programs	$ 8,592,072	$ 6,403,576	$ 5,000,000	(1,403,576)	$ 5,000,000
467	Jail Constructin Program	$ 49,260,117	$ 139,265,200	$ 155,978,700	16,713,500	$ 79,852,682
Total Capital Projects Funds		**57,852,190**	**145,668,776**	**160,978,700**	**15,309,924**	**84,852,682**
Component Unit Funds - Court						
834	Third Circuit Ct Capital Projs	$ 426,801	$ 1,100,000	$ 1,100,000	-	$ 1,100,000
835	Circuit Court	$ 82,811,174	$ 89,419,191	$ 80,243,481	(9,175,710)	$ 82,251,519
836	Friend of the Court	$ 30,984,216	$ 34,836,158	$ 33,515,330	(1,320,828)	$ 33,499,018
837	Courts Capital Projects	$ -	$ 47,804	$ -	(47,804)	$ -
838	Probate Court	$ 9,502,267	$ 9,791,958	$ 9,741,199	(50,759)	$ 9,767,787
Total Component Unit Funds - Court		**123,724,458**	**135,195,111**	**124,600,010**	**(10,595,101)**	**126,618,324**
Component Unit Funds - Other						
801	Regular Drain Fund-Maint.	$ 2,358,259	$ 4,392,011	$ 1,319,405	(3,072,606)	$ 1,581,538
Total Component Unit Funds - Other		**2,358,259**	**4,392,011**	**1,319,405**	**(3,072,606)**	**1,581,538**
Total Governmental Funds		**$ 1,173,428,015**	**$ 1,366,958,807**	**$ 1,336,430,133**	**$ (30,528,674)**	**$ 1,240,836,246**

SUMMARY BY FUND

		FY 2019 ACTUAL EXPENDITURES	FY 2020 ADOPTED BUDGET	FY 2021 ADOPTED BUDGET	FY 2020 INCREASE (DECREASE) FROM FY 2019	FY 2022 PROJECTED BUDGET
Proprietary Funds						
Enterprise Funds						
500	Delinq Tax-Unpledged Res	$ 7,766,590	$ 11,458,386	$ 33,990,249	22,531,863	$ 5,192,500
501	Property Tax Forfeiture	$ 10,266,936	$ 11,376,151	$ 11,200,000	(176,151)	$ 11,424,000
534	Delinquent Tax Revolv - 2014	$ 3,815,099	$ -	$ -	-	$ -
535	Delinquent Tax Revolv - 2015	$ 46,713,337	$ -	$ -	-	$ -
536	Delinquent Tax Revolv - 2016	$ 54,948,401	$ 12,990,650	$ -	(12,990,650)	$ -
537	Delinquent Tax Revolv - 2017	$ 4,345,828	$ 32,417,200	$ -	(32,417,200)	$ -
538	Delinquent Tax Revolv - 2018	$ 1,350,231	$ 6,640,000	$ 10,831,333	4,191,333	$ -
539	Delinquent Tax Revolv - 2019	$ -	$ 3,950,000	$ 3,890,000	(60,000)	$ 972,500
540	Delinquent Tax Revolv - 2020	$ -	$ -	$ 5,050,000	5,050,000	$ 5,050,000
575	Jail Commissary Fund	$ 2,059,017	$ 2,786,891	$ 2,486,458	(300,433)	$ 2,755,184
590	Downriver Sewage Disp.Sys	$ -	$ -	$ -	-	$ -
596	CSO Basins	$ 1,711,533	$ 4,023,374	$ 4,092,273	68,899	$ 4,088,648
598	Rouge Val Sewage Disp Sys	$ 58,663,251	$ 67,744,228	$ 61,953,282	(5,790,946)	$ 61,947,781
599	N.E. Sewage Disposal Sys	$ -	$ -	$ -	-	$ -
Total Enterprise Funds		**191,763,603**	**153,386,880**	**133,493,595**	**(19,893,285)**	**91,430,613**
Internal Service Funds						
631	Building & Ground Maintenance	$ 15,637,415	$ 13,276,800	$ 13,326,800	50,000	$ 13,326,800
635	Central Services	$ 25,628,001	$ 18,392,624	$ 17,477,700	(914,924)	$ 17,477,700
641	Environment	$ 3,516,674	$ 4,206,988	$ 4,056,250	(150,738)	$ 4,052,858
675	Long Term Disability Fund	$ 817,783	$ 1,279,350	$ 1,275,412	(3,938)	$ 1,281,548
676	Health Fund	$ 49,955,022	$ 59,508,702	$ 59,237,545	(271,157)	$ 58,730,755
677	Worker Compensation Self Insur	$ 3,239,417	$ 2,980,501	$ 3,076,091	95,590	$ 3,030,594
678	General Liability Fund	$ 2,067,604	$ 3,253,803	$ 2,632,486	(621,317)	$ 3,278,733
Total Internal Service Funds		**100,861,915**	**102,898,768**	**101,082,284**	**(1,816,484)**	**101,178,988**
Total Proprietary Funds		**$ 292,625,518**	**$ 256,285,648**	**$ 234,575,879**	**$ (21,709,769)**	**$ 192,609,601**
Fiduciary Funds						
Fiduciary Funds						
731	Retire Sys Fund-Employee	$ 5,438,945	$ 7,626,900	$ 7,626,900	-	$ 7,626,900
Total Fiduciary Funds		**$ 5,438,945**	**$ 7,626,900**	**$ 7,626,900**	**$ -**	**$ 7,626,900**
	Total All Funds	**$ 1,471,492,479**	**$ 1,630,871,355**	**$ 1,578,632,912**	**$ (52,238,443)**	**$ 1,441,072,747**

ALL FUND COMPARISON OF EXPENDITURES
(In Millions)

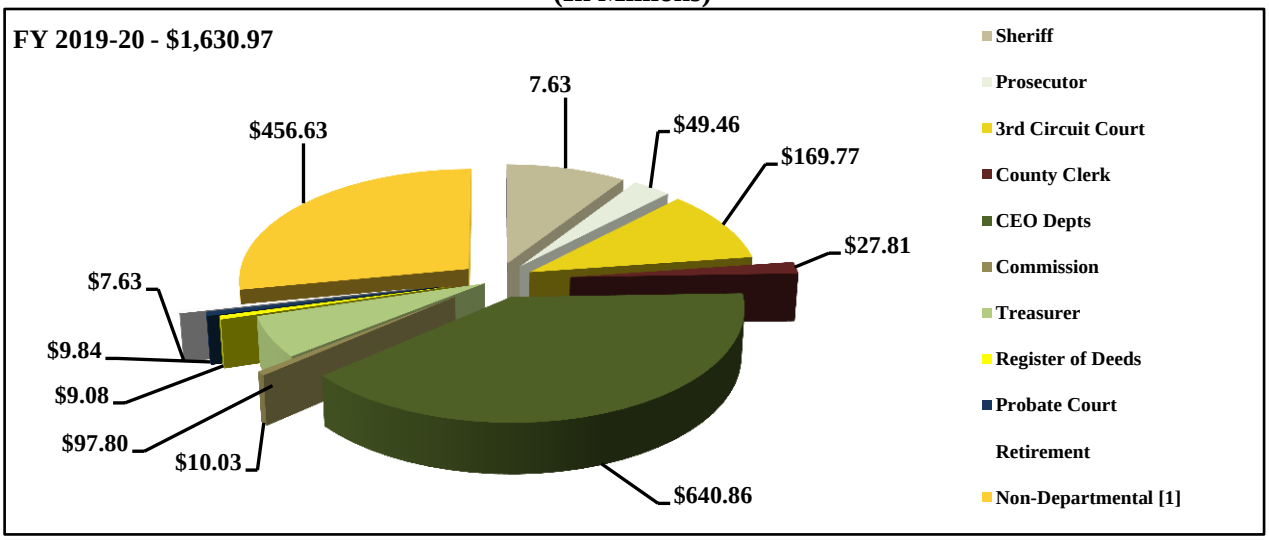

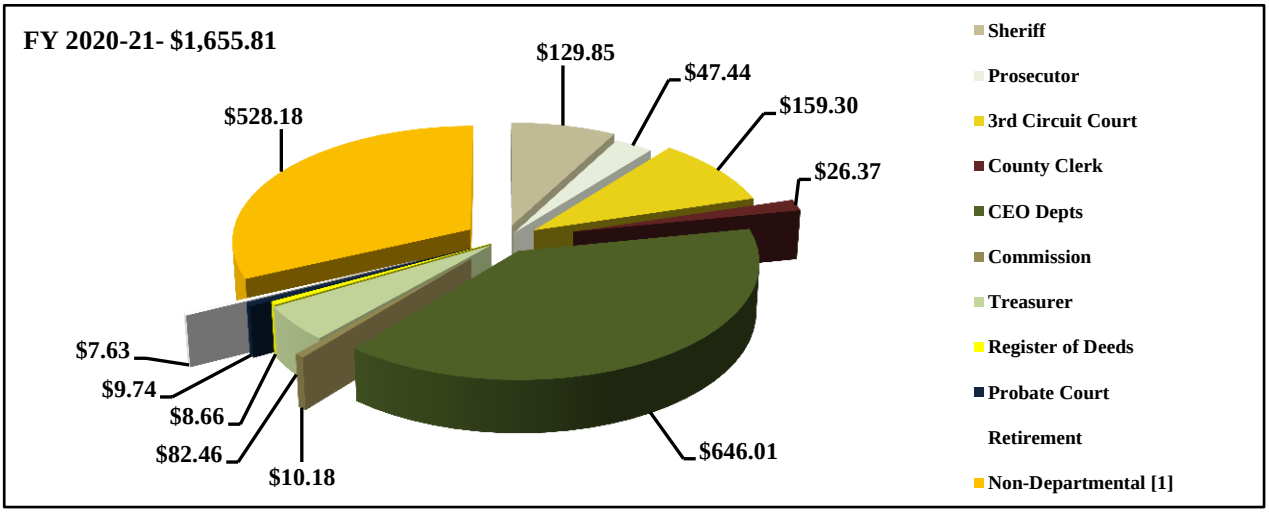

(In Millions)	2020 Adoped Budget	2021 Adoped Budget	Incr/Decr 2020 to 2021	2022 Projected Budget	Incr/Decr 2021 to 2022
Sheriff	$ 151.96	$ 129.85	-14.55%	$ 152.24	17.24%
Prosecutor	49.46	47.44	-4.09%	49.03	3.35%
3rd Circuit Court	169.77	159.30	-6.17%	161.29	1.25%
County Clerk	27.81	26.37	-5.18%	26.51	0.53%
CEO Depts	640.86	646.01	0.80%	598.57	-7.34%
Commission	10.03	10.18	1.51%	10.11	-0.71%
Treasurer	97.80	82.46	-15.69%	43.48	-47.27%
Register of Deeds	9.08	8.66	-4.56%	8.41	-2.90%
Probate Court	9.84	9.74	-1.00%	9.77	0.27%
Retirement	7.63	7.63	0.00%	7.63	0.00%
Non-Departmental [1]	456.63	528.18	15.67%	377.09	-28.61%
Total All Funds	**$ 1,630.87**	**$ 1,655.81**	**0.06%**	**$ 1,444.12**	**-12.78%**

[1] Transfers represent inter-fund transfers to other funds to support programs

DESCRIPTION OF MAJOR REVENUES - ALL FUNDS

Revenues in the Adopted Budget total $1.656 billion. This represents an increase in revenues of $25.0 million from the 2019-20 Adopted Budget total of $1.631 billion. While the County maintains more funds, there are 46 funds included in the County's 2020-21 appropriation ordinance and included in this budget; including the General Fund, the County's primary operating fund (discussed in the next section), nineteen Special Revenue Funds, three Debt Service Funds, three Capital Project Funds, eight Enterprise Funds, seven Internal Service Funds, one Fiduciary Fund and four Component Unit Funds. Revenues are categorized into nine major revenue sources within the County's chart of accounts based on the source of funding. The following is a brief overview of the revenues appropriated. The overview is organized to complement the All Funds financial document on page 3-1.

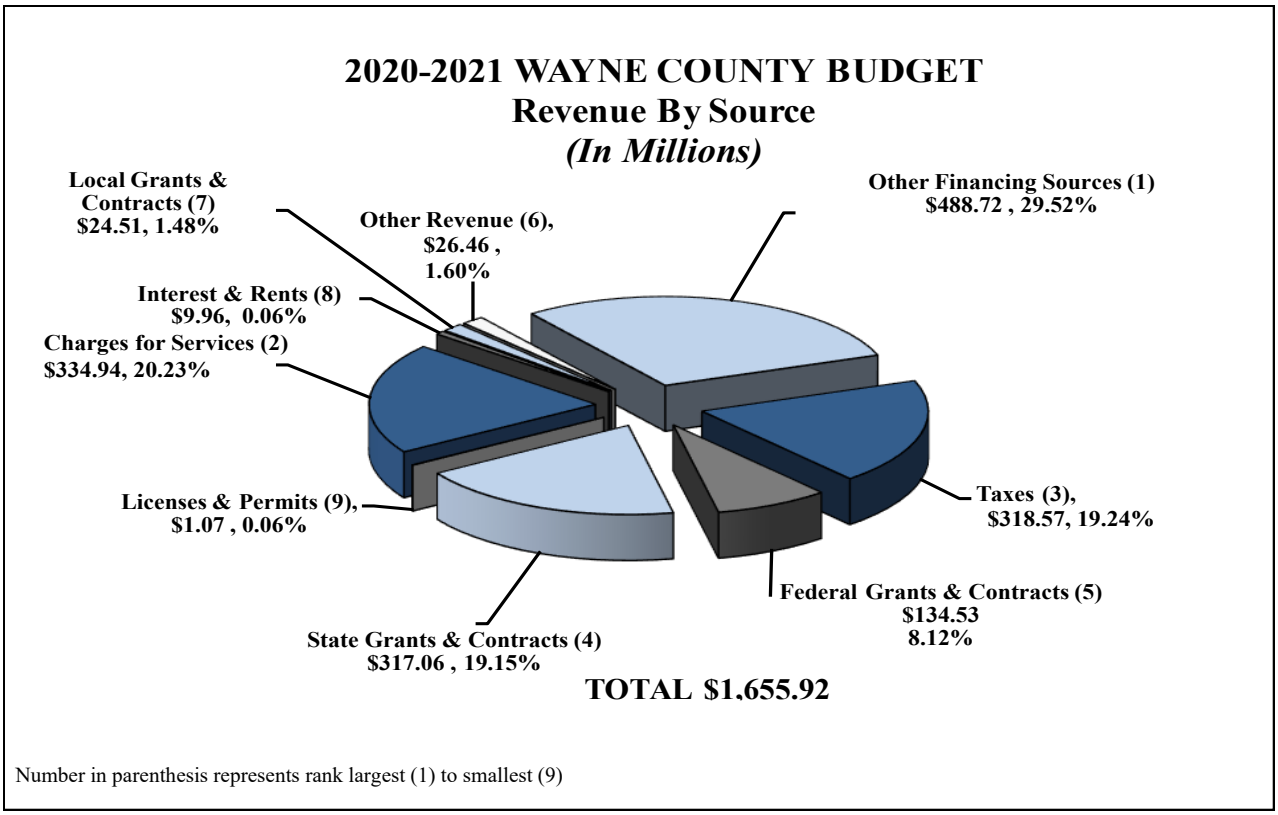

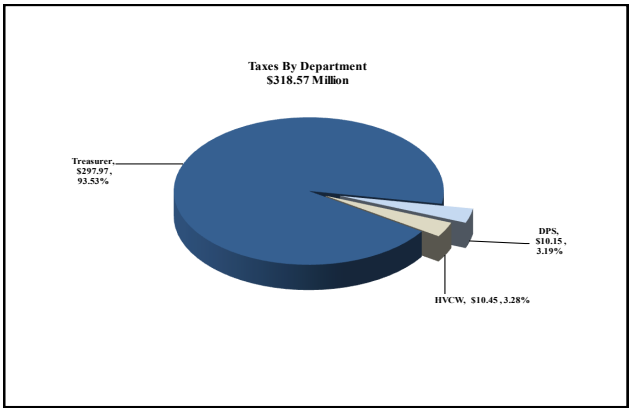



TAXES – 19.24%

Taxes are the third largest source of revenue for the county and include general operating and special purpose property taxes and other special assessments. Taxes are budgeted at $318.57 million or 19.24% of the County's 2020-21 total budgeted revenues.

Taxes are projected to decrease by $98.26 million relative to the prior year Adopted budget. This dramatic decrease is due to expected drops in property tax collections because of COVID-19. The County had expected to see a decrease in property tax collections during the 2019-20 fiscal year, but actual collections came in roughly at budget. To be conservative, the County projected this drop for 2020-21.

The County Assessor is responsible for property tax assessment and equalization of the 43 communities within the County. Prior to FY 2007-08, the assessed taxable values increased between 3.0% to almost 5.0% each year as a result of a strong economy and a stable real estate market. Following FY 2007-08, property taxes declined substantially as the impact of the troubled economy and housing markets took their toll on county property values.

The County Assessor projected assessed property values for residential and commercial properties for the coming year and are the basis for the property taxes included in the 2020-21 Budget. Based on an analysis of key local communities housing markets (including the City of Detroit), property sales/sales ratios and appraisal studies, it was projected that an increase of 4% in the Taxable Value (TV) from those used in FY 2019-20.

Additionally, through a vote of the people, the Personal Property Tax (PPT) was repealed. Both the City's reevaluation and the repeal of the PPT reducing the taxable value base are affecting anticipated property tax collections in the General, County Parks, Soldiers Relief and Youth Funds. After these and other reductions to the TV, and reductions in captures of taxes by other taxing authorities such as Downtown Development Authorities, the county is projecting net tax collection revenue available from the operating millage's will be $279.7 million. This represents an decrease of $38.4 million, from the 2019-20 Adopted Budget.

Below is a general discussion regarding the calculation of the County's property taxes:

Taxing Authority:

a. The County may, by ordinance, levy and collect any tax, fee, rent, toll, or excise authorized by law. The County may levy an ad-valorem property tax not in excess of 1% of the State equalized valuation of the taxable property within the County.

b. The County is authorized to levy an ad valorem property tax not to exceed 5.6483 Mills. As provided by law, the 5.6483 Mills is a transfer of the millage allocated to the County from the 15 Mill limitation authorized by Article IX, Section 6 of the state Constitution. This section does not authorize an increase in the rate of taxation as defined by Article IX, Section 31 of the Constitution.

c. An increase in the authorization may be approved by the voters of the County for a period of not more than 20 years provided the increase does not produce a total authorization of more than 10 Mills**.**

d. The County may impose taxes without limitation as to rate or amount for the payment of principal and interest on bonds or evidence of indebtedness approved by the voters.

Net Limitation Tax Rate:

As provided by the Charter, the original net limitation tax rate authorized to be allocated for County government is 6.07 Mills. The original maximum net tax limitation tax to other taxing units in the County is 8.93 Mills. The net limitation tax rate is from the 15 Mill limitation authorized by Article IX, Section 6 of the Constitution. As a result of Michigan Compiled Law 211.34d Millage Rollback of 1995 commonly known as the "Headlee" Rollback Amendment, the maximum net limitation tax rate to be allocated for County government has been reduced to 5.6483 Mills. As provided by Article IX, Section 31 of the Constitution, the net limitation tax rate shall not be increased without a vote of the people.

Millage

The 2020-21 Adopted Budget levies property taxes at the rate of 7.8220 Mills which has not changed in several years. Property taxes and industrial facility taxes related to the County's special purpose millages for Youth Services, Fund 297, (1/10 of the Public Safety Millage, 0.9381 Mills), Soldiers Relief, Fund 293, (0.0368 Mills) and Parks, Fund 208 (0.2459 Mills) are budgeted directly in those funds. The General Fund budget reflects the resulting net Millage amount of 7.4455 Mills, which included 5.6483 Mills - General Purpose, 0.9529 Mills - General Operating and 0.8443 Mills - Public Safety (also known as the 9/10th millage).

MILLAGE COMPONENTS

Property Taxes

Based on the County's millage rate, the budgeted total property tax levy is $350,247.084. This levy is reduced by an estimated $70,578,444 to reflect estimated lost collections due to Covid 19, Downtown Development Authorities (DDA), Tax Increment Financing Authorities (TIFA), Brownfield Authorities and other recaptured taxes, resulting in a net estimate of $279,668640 anticipated property tax collections

The general operating millage is now levied in July of each year as a result of Public Act 357 of 2004. The tax levy for the special purpose millages remain in December. As a result, of the shift in levy dates, the computation of the budgeted levy for FY 2020-21 is derived from a portion of both the 2020 actual and 2021 projected taxable values. This calculation is shown on the following page**:**

Property Tax Calculation:

Property Tax Collections			
Fiscal Year Levy	**FY 2021 Actual**	**FY 2022 Projected**	**Total**
State Equalized Value	58,020,646,715	60,921,679,051	
Taxable Value	44,212,092,105	44,994,646,135	
Millage Levy	0.0021737	0.0056483	
Property Tax Estimate	96,103,825	254,143,260	350,247,084
Less Reductions for:			
Projected DDA, TIFA & Other Recapture Taxes	(19,867,448)	(50,710,996)	(70,578,444)
FY2020-2021 Property Tax Revenue Total	**76,236,376**	**203,432,264**	**279,668,640**

Industrial and Commercial Facilities Tax (IFT):

Industrial Facilities Tax Abatements are available to any Michigan manufacturer under Public Act 198 of 1974, as amended. The act is designed to provide stimulus in the form of significant tax incentives to companies wanting to renovate and expand aging plants, build new ones, and promote the establishment of research and development laboratories. The granting of property tax incentives under the act is a local option left to the discretion of the legislative body of local governmental units.

A total of $1.57 million in Industrial Facility Taxes are budgeted to be collected in fiscal year 2020-21. This amount has been reduced by an estimated $0.3 million due to captured taxes from the Downtown Development Authority, TIFA and other captured taxes. This also reflects an expected reduction in economic activity as well.

IFT Calculation

Industrial and commercial facilities that meet certain criteria are taxed on half of the properties' Taxable Value (TV). All rehabilitation and restoration improvements on these properties are taxed at the full TV in the first year. Of the $1.57 million collected, $1.55 million is collected in the General Fund and $0.02 million is collected in Youth Services, Parks and Veterans Funds. The calculation to derive the IFT is on the following page.

Other Taxes

In addition to property taxes, this category includes cigarette tax revenue of $5.0 million which is an increase from the prior year of $0.5 million. Cigarette taxes are collected and transferred from the state to the county. State statute requires the funding to be used for indigent healthcare programs. For FY 2020-21, $5.0 million is budgeted for cigarette tax collections in the General Fund.

Tourist tax revenue of $10.5 million, $0.2 million less than the prior year has been budgeted for FY 2020-21. Tourist taxes are collected on hotel accommodations and vehicle rentals, and used to pay the debt service requirements and other costs associated with the Comerica Park Baseball Stadium and surrounding land development. These revenues are budgeted in the Stadium and Land Development Fund.

The Treasurer's office is anticipated to collect $21.0 million on properties that have fallen into delinquency as part of the delinquent tax and forfeiture programs. This represents a decrease of $57.0 million from prior year. The programs operate independently under the authority of the County Treasurer and are classified as enterprise funds following the State Chart of Accounts. This reduction is credited to the improvements in the Economy and expected fallout from the MI Supreme Court ruling in the *Rafaeli v Oakland County, MI* case which altered the collection process for the program.

2020 TV of Eligible Properties	653,374,833
½ the TV	x .5
Sub-Total	326,687,417
2020 Rehab and Restoration TV	5,186,203
TV by roll	331,873,620
Millage Levy	x.0078220
Industrial and Commercial Facilities Tax Estimate	$2,595,915
Less Projected DDA, TIFA and other Recaptured Taxes	(1,022,921)
FY 2020-2021 Industrial and Commercial Facilities Tax Total	**1,572,994**

The revenues included in the Other Taxes category are based on debt service requirements of the various activities. In addition, because delinquent tax revenues and property transfer taxes are generally impacted by fluctuations in the local economy, these revenues were estimated based on expert input from the Offices of the Treasurer and the Register of Deeds.

LICENSES AND PERMITS- 0.06%

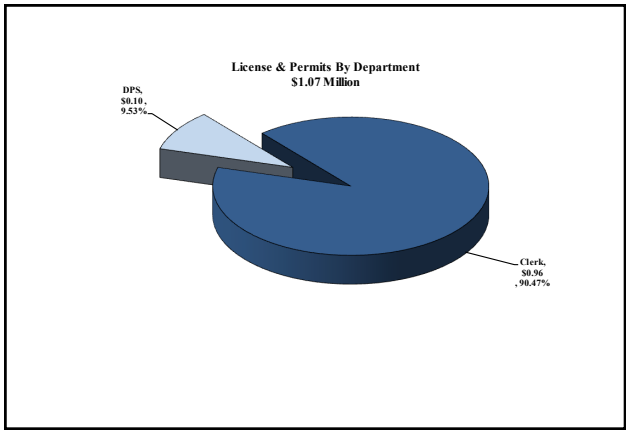

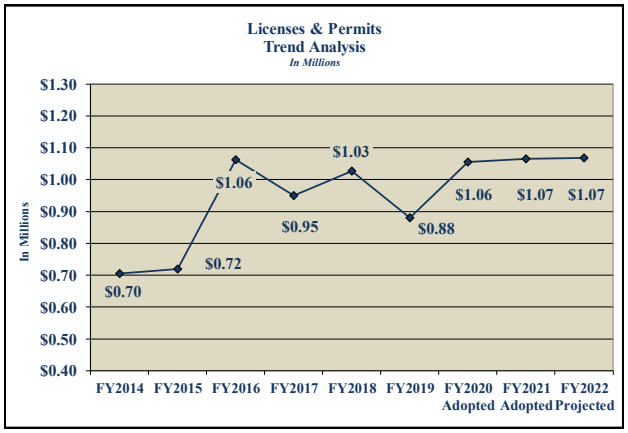

Licenses and Permits, the smallest source of revenue for the county, are budgeted at $1.07 million. This revenue is generated from charges associated with the issuance of concealed weapons permits and marriage licenses. These revenues represent a very small portion of the budget and are based on historical collections. The largest request by the public in recent years continues to be for CCW permits which represent $0.92 million of the total.

FEDERAL GRANTS AND CONTRACTS – 8.12%

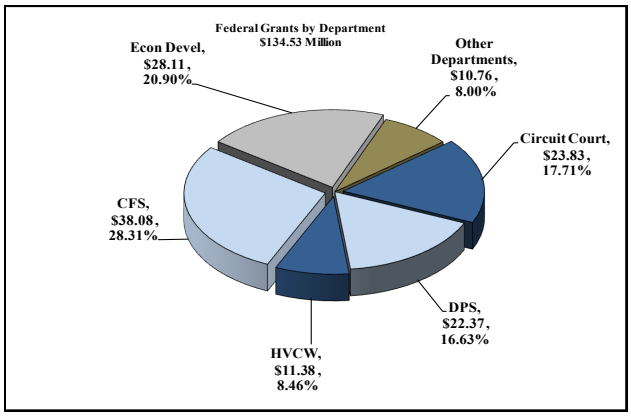

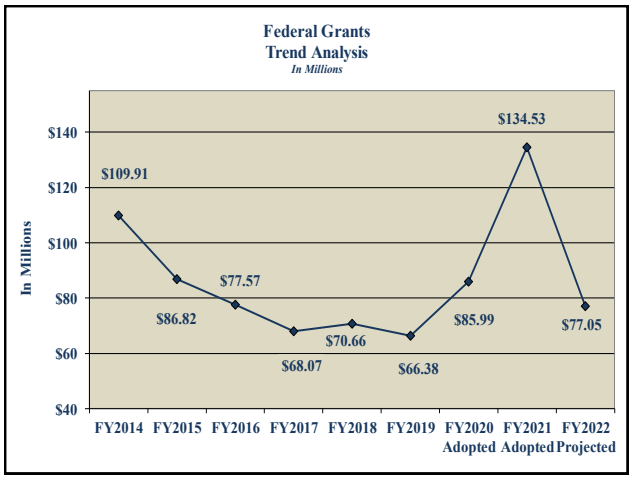

Numerous federal grants (the fifth largest source of County revenue) are received for health and wellness programs, environmental protection, housing and urban development, public safety, job training, road improvement or maintenance projects and the Friend of the Court's Cooperative Reimbursement Program**.** In fiscal year 2020-21, federal grants were budgeted to increase drastically due to support from the federal government in response to the COVID-19 crisis. The federal government provided funding to the County in 2020-21. In total, Federal Grants and Contracts are budgeted at $134.53 million, an increase of $48.54 million from the 2019-20 Adopted Budget. These revenues are based on approved federal grant awards. In the trend chart above, the year to year increase spiking in FY 2020-21 is the result of Federal aid due to the pandemic.

- The Department of Health, Veterans and Community Wellness has been awarded $11.38 million in federal funding to support various public health, economic, and juvenile justice and child abuse/neglect initiatives. This represents a decrease of $1.41 million.

- Federal grant funding of $23.83 million has been budgeted to support enforcement of child support services through the Third Circuit Court and Friend of the Court operations. This amount represents an

decrease of $0.35 million from the prior years' budget. Revenues are determined annually based on a formula from the grantor.

- The Department of Economic Development is receiving $28.11 million in Federal grants for economic stimulus in the County. This is an increase of $12.77 million from the prior year.

- In the Department of Public Services, $22.37 million represents funding for the infrastructure improvements. This represents an decrease of $1.20 million from the prior year. County road funding of $19.52 million is budget for maintenance and construction of County roads and bridges. Grant funding of $2.85 million is budgeted for the funding of environmental programs related to the Rouge River Watershed Demonstration Project, a national demonstration of a watershed approach to pollution control and natural resource management. This funding represents a decrease of $3.76 million.

- Several public safety programs are budgeted to receive federal funding for various law enforcement efforts related to improving the protection and safety of the citizens. The Office of the Sheriff receives $1.48 million, an increase of $0.01 million.

Homeland Security is budgeted for $2.07 million and the Prosecutor's Office $4.43 million. The majority of these grants represent the continuation of initiatives which were in place in prior years. Overall these grants represent an increase of $0.42 million in funding from the previous year.

STATE GRANTS AND CONTRACTS – 19.15%

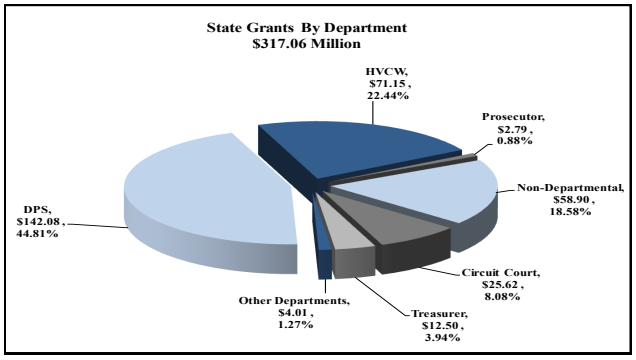

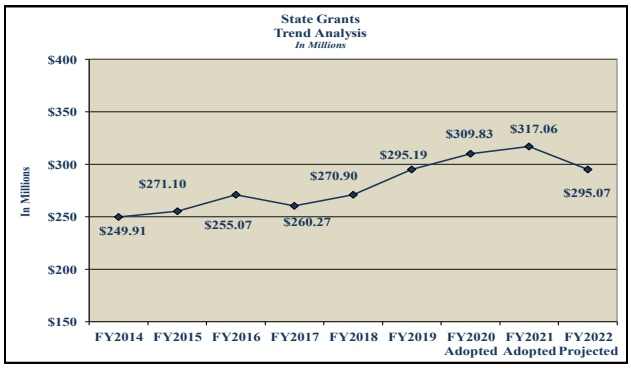

State Grants and Contracts proportionally represent the fourth largest budgeted county revenue source, with $317.06 million or 19.15% of total county revenues and represent an increase of $7.23 million from prior year. This category historically has included grants for mental health services, public health services, road improvement and maintenance projects, law enforcement training, a portion of judge's salaries, the State's share of juvenile delinquency and abuse/neglect care, election reimbursements, State revenue sharing and Personnel Property Tax replacement .

State Grants and Contracts revenues are based on approved grant awards and contracts, and in certain cases, continuation funding based on the Governor's State budget recommendation.

- In Health, Human and Veteran Services (HHVS), State Grants and Contracts are budgeted for $70.15 million, a decrease of $9.66 million in funding from prior year.

- The County, primarily through the Department of Public Services Road's Division, receives $142.08 million in Motor Vehicle Highway Funds for seasonal road maintenance and road improvement projects. This amount represents a budget decrease of $20.38 million from the prior year.

- The Office of the Sheriff has budgeted $1.49 million in grant funding for various public safety and officer training programs, representing a slight decrease of $0.55 million from the prior year's budget.

- The Office of the Prosecuting Attorney has budgeted $2.79 million in State grants, an increase of $0.33 million from the prior year, to provide funding for a number of prosecutorial programs and the evaluation of backlogged sexual assault cases.

- The Third Circuit Court has budgeted $25.65 million for the reimbursement of judge's compensation and support programs including the Friend of the Court, youth diversion and mental health programs, a decrease of $0.31 million from the prior year's budget is largely based on new State funding for the Michigan Indigent Defense Commission.

- State Revenue Sharing, State Equity funding and Personal Property Tax replacement reimbursement are also included in State Grants and Contracts. The Budget includes $40.05 million for State Revenue Sharing payments in FY2019-20 based on information provided in the State Budget. This represents a decrease of $12.60 million from the prior year. State Equity Funding is budgeted at $11.50 million, $2.00 million less than prior year. These reductions due to funding shortfalls at the state level due to Covid 19.

LOCAL GRANTS AND CONTRACTS – 1.48%

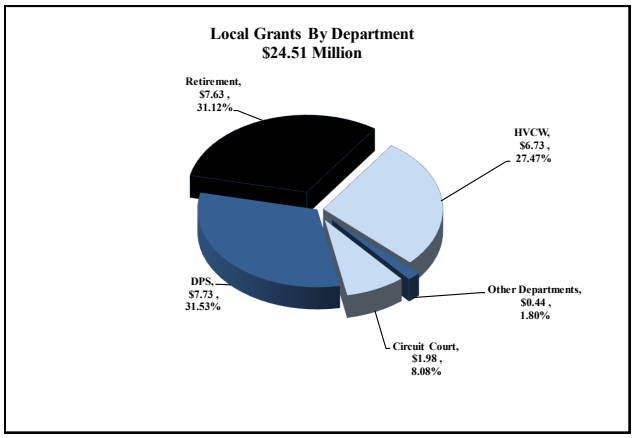

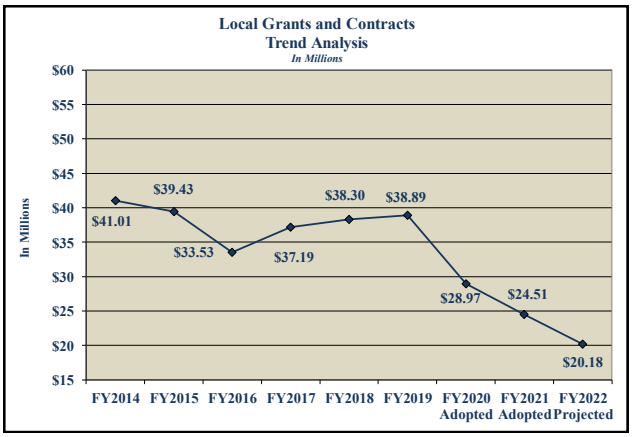

Local grants and contracts comprise $24.51 million or 1.48% of total county revenues, making it the seventh largest source of revenue for the county. Revenues are primarily derived from County allocations of funding. These revenues are based on inter-governmental agreements, approved grant awards or statutory requirements. The large fluctuations over the years (as seen in the trend analysis) are mainly due to litigation and negotiations over funding available to Third Circuit Court.

- The Circuit Courts' Friend of the Court Fund, a discrete component unit, is budgeted at $1.98 million from the County General Fund and other county agencies to support the operations of the Third Circuit Courts' Friend of the Court (FOC).

- Department of Health, Veterans and Community Wellness (HVCS) has budgeted $6.73 million from the Detroit Wayne County Integrated Network (previously Detroit Wayne County Mental Health Authority) and other sources for child care services. The funding level represents a decrease of $2.62 million from the prior year's budget.

- The Department of Public Services (DPS) has budgeted $7.73 million representing the communities' obligation to fund the operations of sewage disposal systems, road infrastructure improvements and environmental programs related to the Rouge River National Wet Weather Demonstration. This is a decrease of $1.51 million from prior year.

- The Retirement Commission has budgeted $7.63 million for the administration and maintenance of the retirement funds for the County workforce. This represents a status quo appropriation with prior year.

CHARGES FOR SERVICES – 20.23%

Charges for Services are budgeted at $334.94 million or 20.23% of total County revenue. This represents a $21.38 million decrease from the prior year. This revenue source represents various charges and fees for services provided is primarily generated by County departments and is the second largest source of revenue in the County budget.

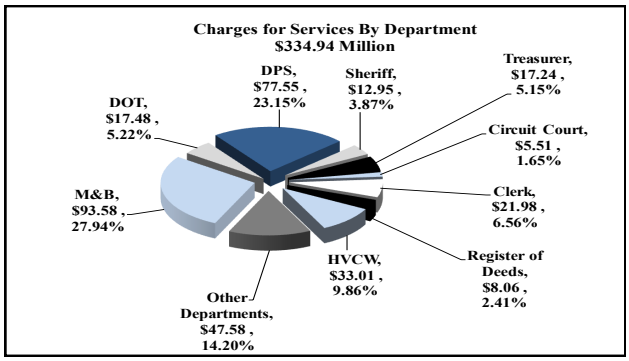

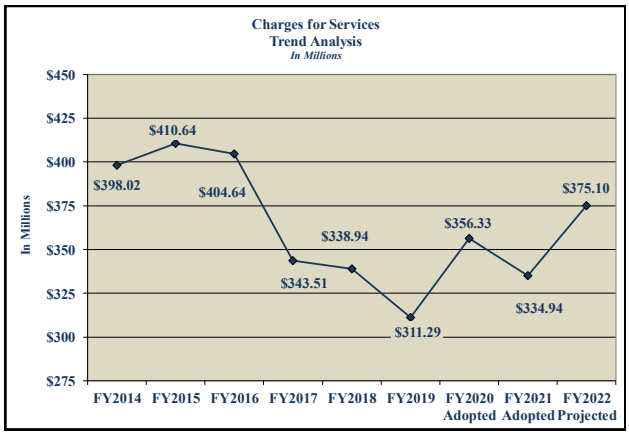

Charges and fees are established by resolution, ordinance or state law. Included in this category are charges for services provided by enterprise funds, such as several sewage disposal systems and inter-departmental charges for the services of internal service funds. Charges for Services revenue includes reimbursements from various agencies and individuals for services provided and are usually contractual or fee based. Interdepartmental charges from internal service departments and functions account for $67.76 million, an increase of $0.69 million from the prior year to support the operations of County departments:

- Corporation Counsel, $9.93 million, for legal services provided to County departments, an increase of $1.45 million.

- Management and Budget, $28.67 million, a decrease of $0.59 million for financial services including accounting, accounts receivable, budget, payroll etc.

- Personnel and Human Resource Management, $5.01 million, a decrease of $0.19 million primarily due the transfer noted above.

- Department of Technology, $17.48 million. Charges are for information and communication technology and support, a decrease of $091 million from prior year.

- Department of Economic Development, a newly created department, $13.1 Million. This function now includes the operations of Buildings and Capital Planning which was previously a function under the umbrella of M&B.

- Office of the Chief Executive Officer, $4.72 million. Charges are for CEO executive staff which supports all CEO departments.

- The Fringe Benefit Funds including Health, Worker's Compensation, General Liability and Disability Funds collect the costs for employee and retiree benefits for County, Airport Authority and Circuit Court active and retired employees. The costs are ultimately charged to county departments and are budgeted for a total of $64.19 million; a decrease of $0.26 million from the prior year.

- The Department of Health, Human and Veteran Services (HHVS), formerly Health, Veterans and Community Wellness (HVCW), charges communities and individuals for various services including:

  - Various public health functions are budgeted at $9.28 million for services including restaurant and pool inspection fees, sewage inspection, hearing and vision services, immunization services, health education, etc. Total budgeted revenues decreased by $1.92 million from the prior year.

  - Funding of $11.50 million is budgeted from collections of the Airport Parking Tax and $5.03 million from Cigarette Taxes (included in Taxes). Combined the two funding sources represent a decrease of $10.54 million from prior year. This revenue is used for health services for indigent prisoners in Jail Health Services, $7.69 million, mental health services within the County through the Detroit Wayne County Mental Health Authority, 8.84 million. The Airport Parking tax revenue comes from parking fees charged to vehicles using public and privately owned parking facilities at and surrounding Wayne County's Detroit Metropolitan Airport. The Cigarette tax is collected by the State as a "sin tax" on Cigarette sales. Both taxes are required to be used on indigent health services in the County. The decrease is the result of lost parking tax revenue due to Covid 19.

  - Heath, Human and Veteran Services (HHVS) Administration is budgeted at $4.06 million, a decrease of $1.09 million. The department charges the administrative costs back to the various divisions of HVCW.

- The Sheriff's department has budgeted $12.95 million for the care of criminal offenders. This amount represents a decrease of $2.16 million from the prior year. The reduction in revenue is a direct result of reduced number of detainees at the Jails due to Covid 19. Additional detail can be found in the discussion in the section Description of Major Revenues – General Fund.

- The office of the Register of the Deeds has budgeted revenues of $8.06 million, a decrease of $0.34 million from the previous fiscal year.

- The County Clerk has budgeted $21.98 million in revenue for charges for services. To support the operations of the Third Circuit Court, the County Clerk receives $16.98 million from the Circuit Court and other sources, a decrease of $0.71 million from the prior year. The remaining $5.09 million is for the maintenance and storage of county records, charges associated with county elections and other services performed by the County Clerk.

- The Department of Public Services receives revenue of $77.55 million from the Divisions of Roads, Parks, and Facilities Management (formally Department of Environment), Water Quality and Resource Management:

  - The sewage disposal and drain systems in the Division of Facilities Management, accounts for $64.24 million, which is a decrease of $0.96 million from FY 2019-20. The sewage systems provide sewer services for portions of the County and derive their principal operating revenue through billings to the benefiting governmental entities. The sewage rates charged to these entities are based on operational costs of running the systems. Sewage rates are calculated by dividing the total operational budget by the expected sewage flow for various systems. Typical rates will include a sewage disposal charge based on water consumption and a fixed charge to cover additional system flows.

  - The Roads Division has budgeted $3.31 million from permit and inspection fees, representing a slight decrease of $0.03 million from FY 2019-20.

- The Parks Division has budgeted $1.51 million, which is a status quo funding level from prior year. These revenues are primarily fees collected for various functions such as the County's Light-fest holiday celebration.

- The Circuit Court charges out for its services for which it provides in the operation of the Courts and for services provided as part the Friend of the Court operations. These collections total $5.49 million which represents a decrease of $1.27 million from prior year. This budgeted revenue was based on current and historical collections data.

- The Prosecuting Attorney has budgeted fees of $1.06 million which represents a decrease of $0.23 million. The increase is due mainly to projected increases in services contracted out to the Prosecuting Attorney's office to other government agencies.

- The Treasurer's Office receives $17.24 million in Charges for Services funding from various sources. This is a decrease of $0.96 million which is mainly the result of decreased reimbursements from the delinquent tax program for services provided internally by Treasurer's staff.

- Non-Departmental (excluding the Fringe Benefit funds mentioned previously) is budgeted for $10.29 million and includes $5.78 million in Property Transfer (real estate) taxes representing a reduction of $1.02 million from the recording of fees for the transfer of properties, and other various charges collected in Non Departmental, $4.51 million budgeted for general purposes in the General Fund.

INTEREST AND RENT – 0.60%

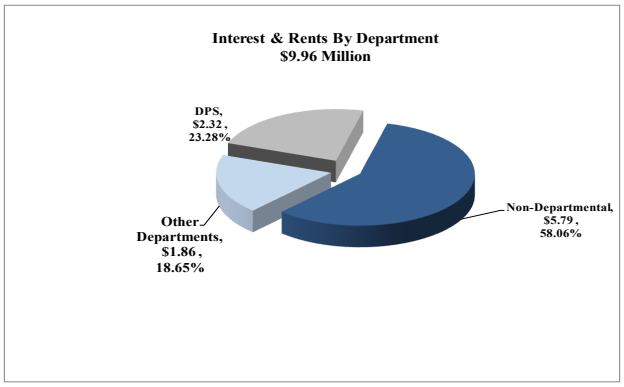

Funding in this category accounts for $9.96 million or 0.60% of total County revenues, and ranks eighth out of nine for sources of total County revenues. The budget in this category decreased by $0.54 million from the previous year. This category includes debt service on certain capital program bond issuances.

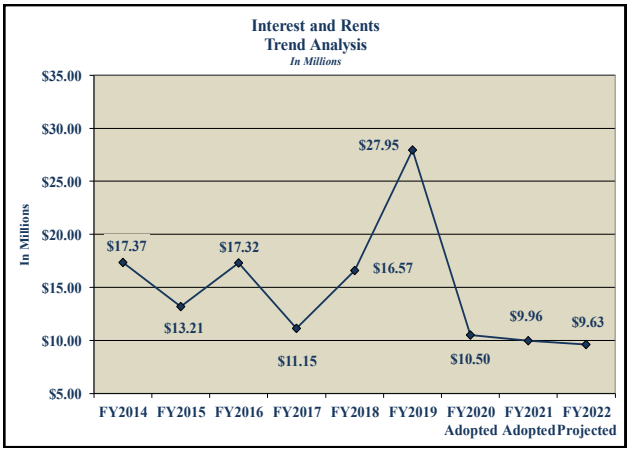

OTHER REVENUE - 1.60%

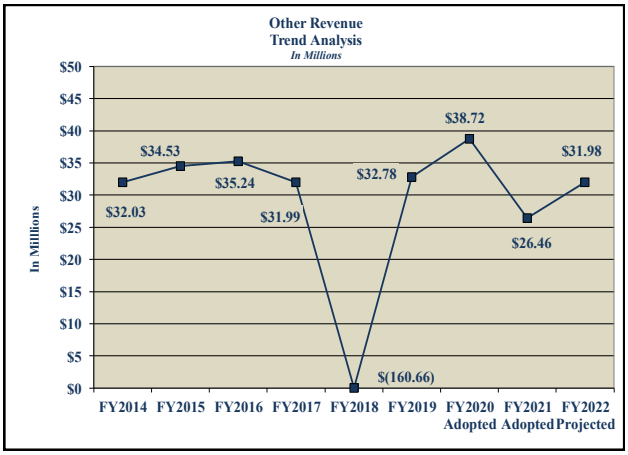

Other Revenues represent miscellaneous revenues not otherwise categorized. Other revenues are budgeted at $26.46 million or 1.60% of total County revenue, a $12.25 million decrease from the prior year budget. The largest portion of this category, $17.40 million, is derived from reimbursement for security services provided by the Sheriff to the Circuit and Probate Courts, as well as other County departments. In Non Departmental, revenue from the Convention Facility Liquor tax has increased to $6.79 million as the result of increased convention and other activity at the COBO Convention Center.

OTHER FINANCING SOURCES –29.52%

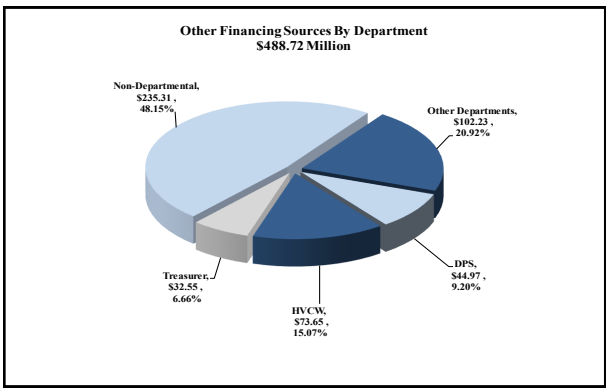

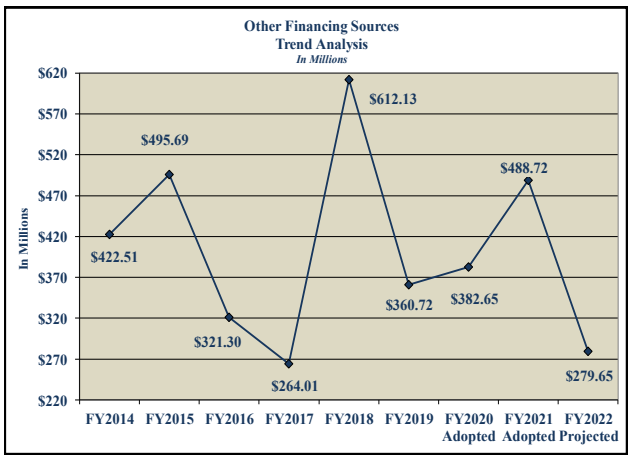

Other Financing Sources represent appropriations transferred between County funds for operating purposes of approximately $488.72 million or 29.52% of total County revenue, an increase of $106.07 million.

This is the largest source of revenue for the County. Transfers from the General Fund to other funds account for $184.28 million of the total, a decrease of $18.73 million. Other transfers, for operating purposes between funds not originating from the General Fund, amount to $272.68 million. This represents an increase of $93.05 million from the prior year. This increase in this category is primarily the result budgeting requirements related to the construction of the new Criminal Justice Center $16.71 million, transfers between program years in Delinquent Tax Foreclose program, $43.76 million and transfers from the COVID fund to support eligible Covid operations various operating units, $31.75 million .

Other transfers between funds are generally based on funding obligations including those mandated by debt requirements, state statute or law and contractual matching requirements.

For budgetary purposes, the recognition of the use of reserves from Fund Balance or Net Assets is also included in Other Transfers. This funding source is budgeted to be used in various county funds. A discussion of the changes in fund balance can be found later in All Funds section of this document.

SUMMARY OF REVENUES BY FUND AND SOURCE

Fund	Taxes	Licenses and Permits	Federal Grants	State Grants	Local Grants
101-General Fund	$ 271,602,500	$ 963,864	$ 6,524,792	$ 66,865,120	$ 440,719
201-County Road Fund	-	-	19,517,000	141,981,137	5,324,000
208-County Park Fund	9,175,000	101,500	-	100,000	-
221-County Health Fund	-	-	10,880,006	4,357,579	4,000,000
223-HCS - Nutrition	-	-	2,165,763	1,062,361	-
228-Rouge Demonstrations Grant	-	-	2,850,000	-	20,000
229-Enviromental Programs Fund	-	-	-	-	-
230-Stadium & Land Development	10,454,375	-	-	-	-
250-Community & Economic Devel	-	-	11,947,516	-	-
260-Michigan Inidigent Defense Commission	-	-	-	17,299,964	-
265-Drug Enforcement	-	-	-	-	-
266-Law Enforcement	-	-	1,270,861	120,000	-
275-Comm Devel Blk Grant (CDBG)	-	-	16,163,759	-	-
281-Community Corrections	-	-	-	2,667,684	-
282-Victim Witness Program	-	-	799,177	1,206,134	-
292-Juv. Justice and Abuse/Neglect	-	-	500,000	66,242,589	4,712,772
293-Soldiers Relief	1,507,445	-	-	-	-
294-Veterans Trust Fund	-	-	-	30,000	-
297-Youth Services	3,909,189	-	-	-	-
298-Covid - 19	-	-	38,079,930	7,350,000	-
301-General Debt Service	-	-	-	-	-
302-2018A Jail Debt Service	-	-	-	-	-
303-Debt Service-Down River Commun	-	-	-	-	1,251,075
401-Capital Programs	-	-	-	-	-
467-Jail Construction Program	-	-	-	-	-
500-Delinquent Tax Program*	5,070,000	-	-	-	-
501-Property Tax Forfeiture	-	-	-	-	-
538-Delinquent Tax Revolv - 2018	2,757,500	-	-	-	-
539-Delinquent Tax Revolv - 2019	8,115,000	-	-	-	-
540-Delinquent Tax Revolv - 2020	5,050,000	-	-	-	-
575-Jail Commissary Fund	-	-	-	-	-
596-CSO Basins	-	-	-	-	55,209
598-Rouge Val Sewage Disp Sys	-	-	-	-	937,136
631-Building & Ground Maintenance	-	-	-	-	-
635-Central Services	-	-	-	-	-
641-Environment	-	-	-	-	-
675-Long Term Disability Fund	-	-	-	-	-
676-Health Fund	-	-	-	-	-
677-Worker Compensation Self Insur	-	-	-	-	-
678-General Liability Fund	-	-	-	-	-
731-Retire Sys Fund-Employee	-	-	-	-	7,626,900
801-Regular Drain Fund-Maint.	978,185	-	-	-	140,220
834-Third Circuit Ct Capital Projs	-	-	-	-	-
835-Circuit Court	-	-	2,540,914	4,722,455	-
836-Friend of the Court	-	-	21,286,733	1,782,700	-
838-Probate Court	-	-	-	1,293,902	-
TOTAL	**318,619,194**	**1,065,364**	**134,526,451**	**317,081,625**	**24,508,031**

SUMMARY OF REVENUES BY FUND AND SOURCE

Fund	Charges for Services	Interest and Rent	Other Revenue	Other Financing	Total
101-General Fund	$ 125,799,815	$ 1,464,474	$ 24,191,231	$ 28,930,101	$ 526,782,616
201-County Road Fund	3,314,863	1,750,000	1,201,000	41,575,324	214,663,324
208-County Park Fund	1,507,500	199,000	390,000	2,266,985	13,739,985
221-County Health Fund	9,280,428	-	-	15,259,936	43,777,949
223-HCS - Nutrition	378,000	-	50,000	785,678	4,441,802
228-Rouge Demonstrations Grant	1,265,600	-	-	-	4,135,600
229-Enviromental Programs Fund	3,055,200	200,000	-	-	3,255,200
230-Stadium & Land Development	-	5,400	-	-	10,459,775
250-Community & Economic Devel	-	-	-	-	11,947,516
260-Michigan Inidigent Defense Commission	-	-	-	7,611,175	24,911,139
265-Drug Enforcement	882,000	-	-	-	882,000
266-Law Enforcement	2,555,197	-	-	4,182,086	8,128,144
275-Comm Devel Blk Grant (CDBG)	191,678	-	-	-	16,355,437
281-Community Corrections	-	-	-	2,007,118	4,674,802
282-Victim Witness Program	-	-	-	310,571	2,315,882
292-Juv. Justice and Abuse/Neglect	3,213,000	-	-	56,214,843	130,883,204
293-Soldiers Relief	-	-	-	483,804	1,991,249
294-Veterans Trust Fund	-	-	-	-	30,000
297-Youth Services	-	-	-	-	3,909,189
298-Covid - 19	-	-	-	31,747,343	77,177,273
301-General Debt Service	-	5,587,980	-	1,817,500	7,405,480
302-2018A Jail Debt Service	-	-	-	13,590,650	13,590,650
303-Debt Service-Down River Commun	-	-	-	-	1,251,075
401-Capital Programs	-	-	-	5,000,000	5,000,000
467-Jail Construction Program	-	-	-	155,978,700	155,978,700
500-Delinquent Tax Program*	-	170,800	-	28,749,449	33,990,249
501-Property Tax Forfeiture	11,200,000	-	-	-	11,200,000
538-Delinquent Tax Revolv - 2018	-	16,500	-	8,057,333	10,831,333
539-Delinquent Tax Revolv - 2019	-	27,500	-	(4,252,500)	3,890,000
540-Delinquent Tax Revolv - 2020	-	-	-	-	5,050,000
575-Jail Commissary Fund	2,158,558	-	-	327,900	2,486,458
596-CSO Basins	3,304,854	-	-	732,210	4,092,273
598-Rouge Val Sewage Disp Sys	60,936,146	80,000	-	-	61,953,282
631-Building & Ground Maintenance	13,005,800	321,000	-	-	13,326,800
635-Central Services	17,477,700	-	-	-	17,477,700
641-Environment	3,966,224	90,026	-	-	4,056,250
675-Long Term Disability Fund	1,275,412	-	-	-	1,275,412
676-Health Fund	59,237,545	-	-	-	59,237,545
677-Worker Compensation Self Insur	2,385,180	-	-	690,911	3,076,091
678-General Liability Fund	2,009,283	-	-	623,203	2,632,486
731-Retire Sys Fund-Employee	-	-	-	-	7,626,900
801-Regular Drain Fund-Maint.	200,000	1,000	-	-	1,319,405
834-Third Circuit Ct Capital Projs	-	-	-	1,100,000	1,100,000
835-Circuit Court	3,078,720	-	30,000	69,871,392	80,243,481
836-Friend of the Court	2,318,500	-	600,000	7,527,397	33,515,330
838-Probate Court	920,000	-	-	7,527,297	9,741,199
TOTAL	**334,917,203**	**9,913,680**	**26,462,231**	**488,716,406**	**1,655,810,185**

ALL FUNDS - EXPENDITURES BY DEPARTMENT

Fund	Fund Name	County Executive	County Commission	County Clerk	Prosecuting Attorney	Sheriff
00101	General Fund	$6,208,912	$10,181,495	$26,371,661	$44,816,733	$118,353,238
00201	County Road Fund	0	0	0	0	0
00208	County Park Fund	0	0	0	0	0
00221	County Health Fund	0	0	0	0	0
00223	HCS - Nutrition	0	0	0	0	0
00228	Rouge Demonstrations Grant	0	0	0	0	0
00229	Enviromental Programs Fund	0	0	0	0	0
00230	Stadium & Land Development	0	0	0	0	0
00250	Community & Economic Devel	0	0	0	0	0
00260	Michigan Indigent Defense Commission	0	0	0	0	0
00265	Drug Enforcement	0	0	0	0	882,000
00266	Law Enforcement	0	0	0	0	8,128,144
00275	Comm Devel Blk Grant (CDBG)	0	0	0	0	0
00281	Community Corrections	0	0	0	0	0
00282	Victim Witness Program	0	0	0	2,315,882	0
00292	Juv. Justice and Abuse/Neglect	0	0	0	308,981	0
00293	Soldiers Relief	0	0	0	0	0
00294	Veterans Trust Fund	0	0	0	0	0
00297	Youth Services	0	0	0	0	0
00298	Covid - 19	0	0	0	0	0
00301	General Debt Service	0	0	0	0	0
00302	2018A Jail Debt Service	0	0	0	0	0
00303	Debt Service-Down River Commun	0	0	0	0	0
00401	Capital Programs	0	0	0	0	0
00467	Jail Construction Program	0	0	0	0	0
00500	Delinquent Tax Program*	0	0	0	0	0
00501	Property Tax Forfeiture	0	0	0	0	0
00538	Delinquent Tax Revolv - 2018	0	0	0	0	0
00539	Delinquent Tax Revolv - 2019	0	0	0	0	0
00540	Delinquent Tax Revolv - 2020	0	0	0	0	0
00575	Jail Commissary Fund	0	0	0	0	2,486,458
00596	CSO Basins	0	0	0	0	0
00598	Rouge Val Sewage Disp Sys	0	0	0	0	0
00631	Building & Ground Maintenance	0	0	0	0	0
00635	Central Services	0	0	0	0	0
00641	Environment	0	0	0	0	0
00675	Long Term Disability Fund	0	0	0	0	0
00676	Health Fund	0	0	0	0	0
00677	Worker Compensation Self Insur	0	0	0	0	0
00678	General Liability Fund	0	0	0	0	0
00731	Retire Sys Fund-Employee	0	0	0	0	0
00801	Regular Drain Fund-Maint.	0	0	0	0	0
00834	Third Circuit Ct Capital Projs	0	0	0	0	0
00835	Circuit Court	0	0	0	0	0
00836	Friend of the Court	0	0	0	0	0
00837	Courts Capital Projects	0	0	0	0	0
00838	Probate Court	0	0	0	0	0
	TOTAL	$6,208,912	$10,181,495	$26,371,661	$47,441,596	$129,849,840

** Includes the sum of funds 53X*

ALL FUNDS - EXPENDITURES BY DEPARTMENT

Fund	Fund Name	Register of Deeds	Treasurer	Circuit Court	Probate Court	Corporation Counsel
00101	General Fund	$8,662,540	$7,034,304	$15,298,004	$0	$9,933,228
00201	County Road Fund	0	0	0	0	0
00208	County Park Fund	0	0	0	0	0
00221	County Health Fund	0	0	0	0	0
00223	HCS - Nutrition	0	0	0	0	0
00228	Rouge Demonstrations Grant	0	0	0	0	0
00229	Enviromental Programs Fund	0	0	0	0	0
00230	Stadium & Land Development	0	10,459,775	0	0	0
00250	Community & Economic Devel	0	0	0	0	0
00260	Michigan Indigent Defense Commission	0	0	24,911,139	0	0
00265	Drug Enforcement	0	0	0	0	0
00266	Law Enforcement	0	0	0	0	0
00275	Comm Devel Blk Grant (CDBG)	0	0	0	0	0
00281	Community Corrections	0	0	0	0	0
00282	Victim Witness Program	0	0	0	0	0
00292	Juv. Justice and Abuse/Neglect	0	0	4,227,333	0	0
00293	Soldiers Relief	0	0	0	0	0
00294	Veterans Trust Fund	0	0	0	0	0
00297	Youth Services	0	0	0	0	0
00298	Covid - 19	0	0	0	0	0
00301	General Debt Service	0	0	0	0	0
00302	2018A Jail Debt Service	0	0	0	0	0
00303	Debt Service-Down River Commun	0	0	0	0	0
00401	Capital Programs	0	0	0	0	0
00467	Jail Construction Program	0	0	0	0	0
00500	Delinquent Tax Program*	0	33,990,249	0	0	0
00501	Property Tax Forfeiture	0	11,200,000	0	0	0
00538	Delinquent Tax Revolv - 2018	0	10,831,333	0	0	0
00539	Delinquent Tax Revolv - 2019	0	3,890,000	0	0	0
00540	Delinquent Tax Revolv - 2020	0	5,050,000	0	0	0
00575	Jail Commissary Fund	0	0	0	0	0
00596	CSO Basins	0	0	0	0	0
00598	Rouge Val Sewage Disp Sys	0	0	0	0	0
00631	Building & Ground Maintenance	0	0	0	0	0
00635	Central Services	0	0	0	0	0
00641	Environment	0	0	0	0	0
00675	Long Term Disability Fund	0	0	0	0	0
00676	Health Fund	0	0	0	0	0
00677	Worker Compensation Self Insur	0	0	0	0	0
00678	General Liability Fund	0	0	0	0	0
00731	Retire Sys Fund-Employee	0	0	0	0	0
00801	Regular Drain Fund-Maint.	0	0	0	0	0
00834	Third Circuit Ct Capital Projs	0	0	1,100,000	0	0
00835	Circuit Court	0	0	80,243,481	0	0
00836	Friend of the Court	0	0	33,515,330	0	0
00837	Courts Capital Projects	0	0	0	0	0
00838	Probate Court	0	0	0	9,741,199	0
	TOTAL	**$8,662,540**	**$82,455,661**	**$159,295,287**	**$9,741,199**	**$9,933,228**

** Includes the sum of funds 53X*

ALL FUNDS - EXPENDITURES BY DEPARTMENT

Fund	Fund Name	Health, Human & Veteran Services	Homeland Security	Management & Budget	Public Service	Senior Citizens
00101	General Fund	$35,023,495	$3,159,523	$31,023,908	$511,504	$757,567
00201	County Road Fund	0	0	0	214,663,324	0
00208	County Park Fund	0	0	0	13,739,985	0
00221	County Health Fund	43,777,949	0	0	0	0
00223	HCS - Nutrition	0	0	0	0	4,441,802
00228	Rouge Demonstrations Grant	0	0	0	4,135,600	0
00229	Enviromental Programs Fund	0	0	0	3,255,200	0
00230	Stadium & Land Development	0	0	0	0	0
00250	Community & Economic Devel	0	0	0	0	0
00260	Michigan Indigent Defense Commission	0	0	0	0	0
00265	Drug Enforcement	0	0	0	0	0
00266	Law Enforcement	0	0	0	0	0
00275	Comm Devel Blk Grant (CDBG)	0	0	0	0	0
00281	Community Corrections	4,674,802	0	0	0	0
00282	Victim Witness Program	0	0	0	0	0
00292	Juv. Justice and Abuse/Neglect	126,346,890	0	0	0	0
00293	Soldiers Relief	1,991,249	0	0	0	0
00294	Veterans Trust Fund	30,000	0	0	0	0
00297	Youth Services	3,909,189	0	0	0	0
00298	Covid - 19	0	0	0	0	0
00301	General Debt Service	0	0	0	0	0
00302	2018A Jail Debt Service	0	0	0	0	0
00303	Debt Service-Down River Commun	0	0	0	1,251,075	0
00401	Capital Programs	0	0	0	0	0
00467	Jail Construction Program	0	0	0	0	0
00500	Delinquent Tax Program*	0	0	0	0	0
00501	Property Tax Forfeiture	0	0	0	0	0
00538	Delinquent Tax Revolv - 2018	0	0	0	0	0
00539	Delinquent Tax Revolv - 2019	0	0	0	0	0
00540	Delinquent Tax Revolv - 2020	0	0	0	0	0
00575	Jail Commissary Fund	0	0	0	0	0
00596	CSO Basins	0	0	0	4,092,273	0
00598	Rouge Val Sewage Disp Sys	0	0	0	61,953,282	0
00631	Building & Ground Maintenance	0	0	0	0	0
00635	Central Services	0	0	0	0	0
00641	Environment	0	0	0	4,056,250	0
00675	Long Term Disability Fund	0	0	0	0	0
00676	Health Fund	0	0	0	0	0
00677	Worker Compensation Self Insur	0	0	0	0	0
00678	General Liability Fund	0	0	0	0	0
00731	Retire Sys Fund-Employee	0	0	0	0	0
00801	Regular Drain Fund-Maint.	0	0	0	1,319,405	0
00834	Third Circuit Ct Capital Projs	0	0	0	0	0
00835	Circuit Court	0	0	0	0	0
00836	Friend of the Court	0	0	0	0	0
00837	Courts Capital Projects	0	0	0	0	0
00838	Probate Court	0	0	0	0	0
	TOTAL	$215,753,574	$3,159,523	$31,023,908	$308,977,898	$5,199,369

** Includes the sum of funds 53X*

ALL FUNDS - EXPENDITURES BY DEPARTMENT

Fund	Fund Name	Retirement System	Information Technology	Economic Development	Personnel	Non-Departmental	Total
00101	General Fund	$0	$0	$1,632,864	$5,010,337	$202,803,303	$526,782,616
00201	County Road Fund	0	0	0	0	0	214,663,324
00208	County Park Fund	0	0	0	0	0	13,739,985
00221	County Health Fund	0	0	0	0	0	43,777,949
00223	HCS - Nutrition	0	0	0	0	0	4,441,802
00228	Rouge Demonstrations Grant	0	0	0	0	0	4,135,600
00229	Enviromental Programs Fund	0	0	0	0	0	3,255,200
00230	Stadium & Land Development	0	0	0	0	0	10,459,775
00250	Community & Economic Devel	0	0	11,947,516	0	0	11,947,516
00260	Michigan Indigent Defense Commission	0	0	0	0	0	24,911,139
00265	Drug Enforcement	0	0	0	0	0	882,000
00266	Law Enforcement	0	0	0	0	0	8,128,144
00275	Comm Devel Blk Grant (CDBG)	0	0	16,355,437	0	0	16,355,437
00281	Community Corrections	0	0	0	0	0	4,674,802
00282	Victim Witness Program	0	0	0	0	0	2,315,882
00292	Juv. Justice and Abuse/Neglect	0	0	0	0	0	130,883,204
00293	Soldiers Relief	0	0	0	0	0	1,991,249
00294	Veterans Trust Fund	0	0	0	0	0	30,000
00297	Youth Services	0	0	0	0	0	3,909,189
00298	Covid - 19	0	0	0	0	77,177,273	77,177,273
00301	General Debt Service	0	0	0	0	7,405,480	7,405,480
00302	2018A Jail Debt Service	0	0	0	0	13,590,650	13,590,650
00303	Debt Service-Down River Commun	0	0	0	0	0	1,251,075
00401	Capital Programs	0	0	0	0	5,000,000	5,000,000
00467	Jail Construction Program	0	0	0	0	155,978,700	155,978,700
00500	Delinquent Tax Program*	0	0	0	0	0	33,990,249
00501	Property Tax Forfeiture	0	0	0	0	0	11,200,000
00538	Delinquent Tax Revolv - 2018	0	0	0	0	0	10,831,333
00539	Delinquent Tax Revolv - 2019	0	0	0	0	0	3,890,000
00540	Delinquent Tax Revolv - 2020	0	0	0	0	0	5,050,000
00575	Jail Commissary Fund	0	0	0	0	0	2,486,458
00596	CSO Basins	0	0	0	0	0	4,092,273
00598	Rouge Val Sewage Disp Sys	0	0	0	0	0	61,953,282
00631	Building & Ground Maintenance	0	0	13,326,800	0	0	13,326,800
00635	Central Services	0	17,477,700	0	0	0	17,477,700
00641	Environment	0	0	0	0	0	4,056,250
00675	Long Term Disability Fund	0	0	0	0	1,275,412	1,275,412
00676	Health Fund	0	0	0	0	59,237,545	59,237,545
00677	Worker Compensation Self Insur	0	0	0	0	3,076,091	3,076,091
00678	General Liability Fund	0	0	0	0	2,632,486	2,632,486
00731	Retire Sys Fund-Employee	7,626,900	0	0	0	0	7,626,900
00801	Regular Drain Fund-Maint.	0	0	0	0	0	1,319,405
00834	Third Circuit Ct Capital Projs	0	0	0	0	0	1,100,000
00835	Circuit Court	0	0	0	0	0	80,243,481
00836	Friend of the Court	0	0	0	0	0	33,515,330
00837	Courts Capital Projects	0	0	0	0	0	0
00838	Probate Court	0	0	0	0	0	9,741,199
	TOTAL	$7,626,900	$17,477,700	$43,262,617	$5,010,337	$528,176,940	$1,655,810,185

** Includes the sum of funds 53X*

REVENUE BY FUND AND ACTIVITY

FOUR - YEAR TREND

		FY 2019 ACTUAL	FY 2020 ADOPTED	FY 2020 AMENDED	FY 2021 ADOPTED	FY 2022 PROJECTED
101	**General Fund**					
101	County Commission	$ 1,461,030	$ 1,478,691	$ 1,478,691	$ 1,768,178	$ 1,768,178
130	Third Circuit Court	510,777	-	296,000	-	-
171	County Executive	2,718,410	3,805,292	4,092,792	3,893,508	3,996,780
172	Pinnacle Aeropark	9,198,588	3,212,943	3,212,943	2,861,680	1,891,566
174	Economic Development	-	1,483,797	1,508,026	1,632,864	1,412,750
179	EDC & Land Bank Administration	1,658,186	1,145,205	1,145,205	1,083,636	1,092,354
191	County Elections	65,875	706,170	706,170	96,028	96,028
201	Management & Budget	2,154	47,000	47,000	47,000	47,000
202	M&B Support Services	18,059,670	29,240,076	29,369,789	28,666,579	28,673,978
210	Corporation Counsel	7,177,976	8,482,500	8,541,408	9,933,228	9,934,228
215	County Clerk	5,090,564	5,411,194	5,423,251	5,453,198	5,453,198
217	County Clerk - Court Services	16,113,934	18,658,998	18,658,998	17,945,051	18,006,717
226	Personnel	4,317,306	5,196,094	5,196,094	5,010,337	5,012,341
229	Prosecuting Attorney	4,413,063	5,699,045	10,380,182	6,316,391	6,447,868
236	Register of Deeds	7,598,314	8,397,762	8,397,762	8,061,574	7,810,000
245	Remonumentation Grant	672,081	678,761	678,761	600,966	600,966
253	County Treasurer	333,805,594	320,643,194	320,643,194	286,220,130	302,038,783
305	Sheriff	63,609	5,000	5,000	5,000	5,000
306	Sheriff Court Services	20,058,488	21,043,879	21,043,879	17,319,331	22,179,157
350	Sheriff - Non Jail Services	2,908,421	3,439,951	3,660,829	2,841,717	2,841,717
351	County Jail	4,322,547	8,452,735	8,452,735	6,794,042	6,908,260
426	Emeregency Management	854,796	2,025,310	2,025,310	2,346,143	2,346,143
449	Public Service Programs	254,975	400,000	400,000	400,000	400,000
601	Health & Community Services	2,916,235	3,877,811	3,877,811	3,423,445	3,317,060
602	Indigent Health Care	28,860,451	27,435,795	27,435,795	17,270,417	17,270,949
648	Medical Examiner	962,529	900,000	900,000	900,000	900,000
672	Community Programs	148,185	-	152,625	-	-
684	Veterans Affairs	-	-	519,736	-	-
701	DHCWS Central Administration	3,927,692	5,151,310	5,151,310	4,061,949	4,066,655
925	Non-departmental	108,078,165	95,721,480	97,756,431	91,830,224	98,864,597
	Total	**$586,219,614**	**$582,739,993**	**$591,157,727**	**$526,782,616**	**$553,382,273**
201	**County Road Fund**					
449	Public Service Programs	154,409,534	167,490,783	180,066,502	214,663,324	180,547,419
	Total	**$154,409,534**	**$167,490,783**	**$180,066,502**	**$214,663,324**	**$180,547,419**
208	**County Park Fund**					
449	Public Service Programs	14,143,799	14,352,320	20,605,693	13,739,985	13,651,485
	Total	**$14,143,799**	**$14,352,320**	**$20,605,693**	**$13,739,985**	**$13,651,485**
221	**County Health Fund**					
326	Jail Medical Diagnostic	12,225,454	12,800,221	12,800,221	9,126,343	9,076,464
327	Jail Mental Health	8,932,646	7,935,694	8,935,694	6,922,947	6,897,849
601	Health & Community Services	22,142,409	25,664,093	27,262,919	22,160,346	22,105,285
605	Other Health Programs	5,335,515	6,184,329	8,185,878	5,568,313	5,586,745
	Total	**$48,636,024**	**$52,584,337**	**$57,184,712**	**$43,777,949**	**$43,666,343**
223	**HCS - Nutrition**					
672	Health & Community Services	4,415,129	4,572,319	4,662,607	4,441,802	4,546,124
	Total	**$4,415,129**	**$4,572,319**	**$4,662,607**	**$4,441,802**	**$4,546,124**

REVENUE BY FUND AND ACTIVITY

FOUR - YEAR TREND

		FY 2019 ACTUAL	FY 2020 ADOPTED	FY 2020 AMENDED	FY 2021 ADOPTED	FY 2022 PROJECTED
225	**Health and Family Services**					
685	Hlth & Fam Serv (Head Start)	46,362	0	0	0	0
	Total	**$46,362**	**$0**	**$0**	**$0**	**$0**
228	**Rouge Demonstrations Grant**					
606	Environmental Programs	3,779,819	8,272,423	8,272,423	4,135,600	2,085,600
	Total	**$3,779,819**	**$8,272,423**	**$8,272,423**	**$4,135,600**	**$2,085,600**
229	**Enviromental Programs Fund**					
606	Environmental Programs	3,901,807	2,674,200	2,674,200	3,255,200	3,255,200
	Total	**$3,901,807**	**$2,674,200**	**$2,674,200**	**$3,255,200**	**$3,255,200**
230	**Stadium & Land Development**					
729	Tourist Tax	11,260,094	10,705,400	10,705,400	10,459,775	10,668,971
	Total	**$11,260,094**	**$10,705,400**	**$10,705,400**	**$10,459,775**	**$10,668,971**
250	**Community & Economic Devel**					
172	Economic & Neighborhood Develo	736,327	5,082,485	5,612,419	11,817,772	10,721,636
690	Home Administration	77,939	132,794	132,794	129,744	130,245
748	Loan Programs	132,997	0	0	0	0
	Total	**$947,264**	**$5,215,279**	**$5,745,213**	**$11,947,516**	**$10,851,881**
260	**Michigan Indigent Defense Commission Fund**					
130	Third Circuit Court	17,528,603	24,911,139	24,911,139	24,911,139	24,911,139
	Total	**$17,528,603**	**$24,911,139**	**$24,911,139**	**$24,911,139**	**$24,911,139**
265	**Drug Enforcement Program Fund**					
229	Prosecuting Attorney	637	156,144	156,144	0	0
313	Sheriff Drug Enforcement	507,432	1,042,000	1,042,000	882,000	882,000
970	Airport	293,793	0	0	0	0
	Total	**$801,863**	**$1,198,144**	**$1,198,144**	**$882,000**	**$882,000**
266	**Law Enforcement**					
307	Sheriff Field Services	2,751,298	2,769,800	3,059,105	2,580,533	3,058,721
317	Sheriff Grants	2,696,607	5,165,771	5,272,357	5,276,422	4,041,412
321	Sheriff Training Unit	256,763	332,055	332,055	271,189	271,189
	Total	**$5,704,668**	**$8,267,626**	**$8,663,517**	**$8,128,144**	**$7,371,322**
275	**Comm Devel Blk Grant (CDBG)**					
821	CDBG Administration	633,576	1,005,308	1,005,308	1,257,009	100,489
822	CDBG Projects	3,627,346	8,800,336	8,800,336	14,501,895	5,515,203
831	CDBG - HUD Loans	389,974	502,385	502,385	596,533	602,773
	Total	**$4,650,896**	**$10,308,029**	**$10,308,029**	**$16,355,437**	**$6,218,465**
281	**Community Corrections**					
320	Community Corrections	2,649,538	2,959,424	2,759,602	2,750,276	2,776,301
323	Violent Crimes Joint Task Forc	500,000	1,926,338	1,751,811	1,924,526	2,019,897
	Total	**$3,149,538**	**$4,885,762**	**$4,511,413**	**$4,674,802**	**$4,796,198**
282	**Victim Witness Program**					
229	Prosecuting Attorney	2,140,044	3,336,910	3,336,910	2,315,882	2,393,486
	Total	**$2,140,044**	**$3,336,910**	**$3,336,910**	**$2,315,882**	**$2,393,486**

REVENUE BY FUND AND ACTIVITY

FOUR - YEAR TREND

		FY 2019 ACTUAL	FY 2020 ADOPTED	FY 2020 AMENDED	FY 2021 ADOPTED	FY 2022 PROJECTED
292	**Juv. Justice and Abuse/Neglect**					
130	Circuit Court - Other Circuit	5,481,600	4,161,590	5,566,891	4,227,333	4,227,333
229	Prosecuting Attorney	256,896	350,400	350,400	308,981	309,734
320	Community Corrections	34,825	0	0	0	0
356	Juvenile Detention Facility	97,001,342	115,998,047	116,808,047	104,430,930	104,473,289
357	Juvenile - State Wards	3,016,570	3,413,937	3,413,937	3,720,003	3,720,003
670	Social Services	20,079,739	21,563,261	21,563,261	18,195,957	16,307,007
	Total	**$125,870,973**	**$145,487,235**	**$147,702,536**	**$130,883,204**	**$129,037,366**
293	**Soldiers Relief**					
684	Veterans Affairs	1,401,144	2,005,034	2,005,034	1,991,249	3,103,528
	Total	**$1,401,144**	**$2,005,034**	**$2,005,034**	**$1,991,249**	**$3,103,528**
294	**Veterans Trust Fund**					
684	Veterans Affairs	39,191	30,000	30,000	30,000	30,000
	Total	**$39,191**	**$30,000**	**$30,000**	**$30,000**	**$30,000**
297	**Youth Services**					
359	Youth Services	3,327,833	3,879,624	3,879,624	3,909,189	4,137,697
	Total	**$3,327,833**	**$3,879,624**	**$3,879,624**	**$3,909,189**	**$4,137,697**
298	**Covid - 19**					
298	Covid -19	0	0	294,666,894	77,177,273	0
	Total	**$0**	**$0**	**$294,666,894**	**$77,177,273**	**$0**
301	**General Debt Service**					
985	Debt Service	8,079,321	7,279,837	9,672,694	7,405,480	7,405,480
	Total	**$8,079,321**	**$7,279,837**	**$9,672,694**	**$7,405,480**	**$7,405,480**
302	**General Debt Service**					
985	2018A Jail Construction Debt Service	9,699,591	14,500,000	14,500,000	13,590,650	13,590,650
	Total	**$9,699,591**	**$14,500,000**	**$14,500,000**	**$13,590,650**	**$13,590,650**
303	**General Debt Service**					
985	Debt Service-Down River Commun	9,200,645	7,006,515	7,006,515	1,251,075	1,251,075
	Total	**$9,200,645**	**$7,006,515**	**$7,006,515**	**$1,251,075**	**$1,251,075**
401	**Capital Programs**					
401	Capital Programs	5,408,011	6,403,576	6,444,048	5,000,000	5,000,000
	Total	**$5,408,011**	**$6,403,576**	**$6,444,048**	**$5,000,000**	**$5,000,000**
435	**Construction Fund - 2003 Bonds**					
401	Capital Programs	11,106	0	0	0	0
	Total	**$11,106**	**$0**	**$0**	**$0**	**$0**
467	**2018A Jail Construction Fund**					
401	Capital Programs	78,785,364	139,265,200	139,265,200	155,978,700	79,852,682

REVENUE BY FUND AND ACTIVITY

FOUR - YEAR TREND

		FY 2019 ACTUAL	FY 2020 ADOPTED	FY 2020 AMENDED	FY 2021 ADOPTED	FY 2022 PROJECTED
	Total	**$78,785,364**	**$139,265,200**	**$139,265,200**	**$155,978,700**	**$79,852,682**
500	**Delinq Tax-Unpledged Res**					
254	Delinquent Tax Revolving	54,480,475	11,458,386	11,458,386	33,990,249	5,192,500
	Total	**$54,480,475**	**$11,458,386**	**$11,458,386**	**$33,990,249**	**$5,192,500**
501	**Property Tax Forfeiture**					
254	Delinquent Tax Revolving	10,387,449	11,376,151	11,556,720	11,200,000	11,424,000
	Total	**$10,387,449**	**$11,376,151**	**$11,556,720**	**$11,200,000**	**$11,424,000**
534	**Delinquent Tax Revolv - 2014**					
254	Delinquent Tax Revolving	3,815,099	0	0	0	0
	Total	**$3,815,099**	**$0**	**$0**	**$0**	**$0**
535	**Delinquent Tax Revolv - 2015**					
254	Delinquent Tax Revolving	6,348,201	0	0	0	0
	Total	**$6,348,201**	**$0**	**$0**	**$0**	**$0**
536	**Delinquent Tax Revolv - 2016**					
254	Delinquent Tax Revolving	39,491,772	12,990,650	12,990,650	0	0
	Total	**$39,491,772**	**$12,990,650**	**$12,990,650**	**$0**	**$0**
537	**Delinquent Tax Revolv - 2017**					
254	Delinquent Tax Revolving	13,751,650	32,417,200	33,736,099	0	0
	Total	**$13,751,650**	**$32,417,200**	**$33,736,099**	**$0**	**$0**
538	**Delinquent Tax Revolv - 2018**					
254	Delinquent Tax Revolving	19,304,942	6,640,000	6,640,000	10,831,333	0
	Total	**$19,304,942**	**$6,640,000**	**$6,640,000**	**$10,831,333**	**$0**
539	**Delinquent Tax Revolv - 2019**					
254	Delinquent Tax Revolving	0	3,950,000	3,950,000	3,890,000	972,500
	Total	**$0**	**$3,950,000**	**$3,950,000**	**$3,890,000**	**$972,500**
540	**Delinquent Tax Revolv - 2020**					
254	Delinquent Tax Revolving	0	0	0	5,050,000	5,050,000
	Total	**$0**	**$0**	**$0**	**$5,050,000**	**$5,050,000**
541	**Delinquent Tax Revolv - 2021**					
254	Delinquent Tax Revolving	0	0	0	0	3,050,000
	Total	**$0**	**$0**	**$0**	**$0**	**$3,050,000**
575	**Jail Commissary Fund**					
351	County Jail	2,847,662	2,786,891	2,745,891	2,486,458	2,755,184
	Total	**$2,847,662**	**$2,786,891**	**$2,745,891**	**$2,486,458**	**$2,755,184**
596	**CSO Basins**					
440	Public Works	(298,778)	4,023,374	4,458,374	4,092,273	4,088,648
	Total	**$(298,778)**	**$4,023,374**	**$4,458,374**	**$4,092,273**	**$4,088,648**
598	**Rouge Val Sewage Disp Sys**					
440	Public Works	53,679,555	67,744,228	67,744,228	61,953,282	61,947,781
	Total	**$53,679,555**	**$67,744,228**	**$67,744,228**	**$61,953,282**	**$61,947,781**

REVENUE BY FUND AND ACTIVITY

FOUR - YEAR TREND

		FY 2019 ACTUAL	FY 2020 ADOPTED	FY 2020 AMENDED	FY 2021 ADOPTED	FY 2022 PROJECTED
631	**Building & Ground Maintenance**					
174	EDD - Buildings	13,545,359	13,276,800	13,276,800	13,326,800	13,326,800
	Total	**$13,545,359**	**$13,276,800**	**$13,276,800**	**$13,326,800**	**$13,326,800**
635	**Central Services**					
258	Information Technology	15,782,651	18,392,624	18,392,624	17,477,700	17,477,700
	Total	**$15,782,651**	**$18,392,624**	**$18,392,624**	**$17,477,700**	**$17,477,700**
641	**Environment**					
540	Public Service-Env. Prog.	2,814,307	4,206,988	4,206,988	4,056,250	4,052,858
	Total	**$2,814,307**	**$4,206,988**	**$4,206,988**	**$4,056,250**	**$4,052,858**
675	**Long Term Disability Fund**					
857	Long term Disability	1,569,764	1,279,350	1,279,350	1,275,412	1,281,548
	Total	**$1,569,764**	**$1,279,350**	**$1,279,350**	**$1,275,412**	**$1,281,548**
676	**Health Fund**					
865	Health & Liability Insurance	47,922,423	59,508,702	59,508,702	59,237,545	58,730,755
	Total	**$47,922,423**	**$59,508,702**	**$59,508,702**	**$59,237,545**	**$58,730,755**
677	**Worker Compensation Self Insur**					
871	Worker's Compensation	1,500,691	2,980,501	2,980,501	3,076,091	3,030,594
	Total	**$1,500,691**	**$2,980,501**	**$2,980,501**	**$3,076,091**	**$3,030,594**
678	**General Liability Fund**					
865	Health & Liability Insurance	1,939,953	3,253,803	3,253,803	2,632,486	3,278,733
	Total	**$1,939,953**	**$3,253,803**	**$3,253,803**	**$2,632,486**	**$3,278,733**
731	**Retire Sys Fund-Employee**					
237	Retirement Board	14,824,829	7,626,900	7,626,900	7,626,900	7,626,900
	Total	**$14,824,829**	**$7,626,900**	**$7,626,900**	**$7,626,900**	**$7,626,900**
801	**Regular Drain Fund-Maint.**					
441	Drains	1,404,666	4,392,011	4,392,011	1,319,405	1,581,538
	Total	**$1,404,666**	**$4,392,011**	**$4,392,011**	**$1,319,405**	**$1,581,538**
834	**Third Circuit Ct Capital Projs**					
401	Capital Programs	25,176	1,100,000	1,100,000	1,100,000	1,100,000
	Total	**$25,176**	**$1,100,000**	**$1,100,000**	**$1,100,000**	**$1,100,000**
835	**Circuit Court**					
130	Circuit Court - Other Circuit	2,032,691	2,546,983	2,956,897	1,955,125	1,955,125
132	Circuit Court-General Fund Sup	85,696,232	86,872,208	87,289,468	78,288,356	80,296,394
	Total	**$87,728,923**	**$89,419,191**	**$90,246,365**	**$80,243,481**	**$82,251,519**

REVENUE BY FUND AND ACTIVITY

FOUR - YEAR TREND

		FY 2019 ACTUAL	FY 2020 ADOPTED	FY 2020 AMENDED	FY 2021 ADOPTED	FY 2022 PROJECTED
836	**Friend of the Court**					
130	Circuit Court - Other Circuit	32,097,430	34,836,158	34,836,158	33,515,330	33,499,018
	Total	**$32,097,430**	**$34,836,158**	**$34,836,158**	**$33,515,330**	**$33,499,018**
837	**Courts Capital Projects**					
401	Capital Programs	1,332	47,804	47,804	0	0
	Total	**$1,332**	**$47,804**	**$47,804**	**$0**	**$0**
838	**Probate Court**					
148	Probate Court	9,726,425	9,791,958	9,791,958	9,741,199	9,767,787
	Total	**$9,726,425**	**$9,791,958**	**$9,791,958**	**$9,741,199**	**$9,767,787**
	GRAND TOTAL	**$1,538,250,191**	**$1,630,871,355**	**$1,965,396,486**	**$1,655,810,185**	**$1,444,122,747**

SUMMARY OF EXPENDITURES BY FUND AND OBJECT

Fund	Personnel	Fringe Benefits	Pension	Materials and Supplies	Services and Contractual Services	Travel	Operating Expenses
101-General Fund	$125,134,674	$35,678,369	$30,169,773	$9,411,427	$76,920,832	$1,091,503	$10,436,446
201-County Road Fund	30,922,709	8,682,628	12,880,551	21,591,185	115,634,701	145,000	6,085,153
208-County Park Fund	3,164,970	967,543	787,937	503,275	6,454,744	9,500	543,455
221-County Health Fund	4,941,713	1,522,290	1,202,762	979,048	33,814,780	320,434	714,405
223-HCS - Nutrition	793,218	98,105	81,960	334,100	2,857,551	126,000	14,868
228-Rouge Demonstrations Grant	579,969	192,938	151,983	16,600	3,076,584	7,900	21,126
229-Enviromental Programs Fund	717,219	226,189	187,321	18,900	1,973,974	38,500	20,097
230-Stadium & Land Development	0	0	0	0	178,635	0	0
250-Community & Economic Devel	79,878	25,917	21,365	0	0	500	538
260-Michigan Indigent Defense Commission	0	0	0	0	24,251,728	104,400	0
265-Drug Enforcement	277,069	66,277	69,557	31,625	210,716	2,085	88,185
266-Law Enforcement	1,103,693	332,515	289,869	46,800	230,774	67,925	55,421
275-Comm Devel Blk Grant (CDBG)	367,912	120,469	99,451	25,000	501,800	25,800	10,025
281-Community Corrections	1,847,655	560,983	444,631	38,600	1,765,092	0	17,841
282-Victim Witness Program	1,148,261	352,742	297,368	25,230	452,675	29,100	10,506
292-Juv. Justice and Abuse/Neglect	12,247,657	3,129,170	3,029,843	792,897	111,092,421	107,284	318,186
293-Soldiers Relief	229,393	74,517	60,660	6,500	1,568,699	7,000	6,950
294-Veterans Trust Fund	0	0	0	0	30,000	0	0
297-Youth Services	0	0	0	0	243,498	0	0
298-Covid - 19	17,397,856	6,373,289	5,532,483	687,998	4,715,036	0	68,824
301-General Debt Service	0	0	0	0	0	0	0
302-2018A Jail Debt Service	0	0	0	0	0	0	0
303-Debt Service-Down River Comm	0	0	0	0	0	0	0
401-Capital Programs	0	0	0	0	0	0	0
467-Jail Construction Program	0	0	0	0	250,000	0	0
500-Delinquent Tax Program*	0	0	0	0	3,015,249	0	111,200
501-Property Tax Forfeiture	2,109,100	550,948	437,734	122,000	7,116,409	11,000	220,109
538-Delinquent Tax Revolv - 2018	0	0	0	395,000	7,586,333	0	1,200,000
539-Delinquent Tax Revolv - 2019	0	0	0	790,000	0	0	0
540-Delinquent Tax Revolv - 2020	0	0	0	790,000	2,060,000	0	0
575-Jail Commissary Fund	532,592	189,588	151,592	149,000	195,973	1,894	5,730
596-CSO Basins	0	0	0	123,900	3,452,264	0	443,900
598-Rouge Val Sewage Disp Sys	0	0	0	19,100	59,722,376	0	92,500
631-Building & Ground Maintenance	4,225,807	1,353,107	1,067,025	640,309	2,038,199	27,500	3,267,604
635-Central Services	4,041,150	1,328,445	1,045,052	6,600	4,773,839	31,700	387,833
641-Environment	1,754,459	564,078	459,718	27,100	1,041,357	5,000	22,041
675-Long Term Disability Fund	0	0	0	0	101,836	0	1,138,576
676-Health Fund	0	0	0	0	415,941	0	58,628,504
677-Worker Compensation Self Insur	0	0	0	0	517,197	0	2,558,894
678-General Liability Fund	0	0	0	0	256,502	0	2,375,984
731-Retire Sys Fund-Employee	1,602,712	484,432	398,767	122,500	4,550,233	98,000	71,362
801-Regular Drain Fund-Maint.	0	0	0	9,000	348,452	0	292,000
834-Third Circuit Ct Capital Projs	0	0	0	0	0	0	0
835-Circuit Court	17,809,307	5,034,156	4,638,413	1,159,957	44,867,651	279,420	1,986,508
836-Friend of the Court	12,809,262	3,614,326	4,090,349	293,000	8,482,534	90,000	477,439
838-Probate Court	4,343,329	1,186,406	894,336	143,945	2,217,519	52,000	233,300
TOTAL	**$250,181,564**	**$72,709,427**	**$68,490,500**	**$39,300,596**	**$538,984,104**	**$2,679,445**	**$91,925,510**

SUMMARY OF EXPENDITURES BY FUND AND OBJECT

Fund	Rentals	Other Charges	Capital	Non Capital Assets	Debt Service	Operating Transfers Out	Operating Transfers Out	Total
101-General Fund	$24,567,994	$25,518,171	$302,891	$1,489,268	$0	$0	$186,061,268	$526,782,616
201-County Road Fund	470,254	666,824	16,959,319	225,000	0	0	400,000	214,663,324
208-County Park Fund	291,576	0	850,000	0	0	0	166,985	13,739,985
221-County Health Fund	278,362	0	0	4,155	0	0	0	43,777,949
223-HCS - Nutrition	36,000	100,000	0	0	0	0	0	4,441,802
228-Rouge Demonstrations Grant	73,000	0	2,500	13,000	0	0	0	4,135,600
229-Enviromental Programs Fund	60,000	0	1,000	12,000	0	0	0	3,255,200
230-Stadium & Land Development	10,278,140	3,000	0	0	0	0	0	10,459,775
250-Community & Economic Devel	1,546	11,817,772	0	0	0	0	0	11,947,516
260-Michigan Indigent Defense Commission	0	430,261	0	124,750	0	0	0	24,911,139
265-Drug Enforcement	0	136,486	0	0	0	0	0	882,000
266-Law Enforcement	0	5,845,647	49,000	106,500	0	0	0	8,128,144
275-Comm Devel Blk Grant (CDBG)	88,055	15,106,925	0	10,000	0	0	0	16,355,437
281-Community Corrections	0	0	0	0	0	0	0	4,674,802
282-Victim Witness Program	0	0	0	0	0	0	0	2,315,882
292-Juv. Justice and Abuse/Neglect	64,108	98,638	0	3,000	0	0	0	130,883,204
293-Soldiers Relief	28,530	0	4,000	5,000	0	0	0	1,991,249
294-Veterans Trust Fund	0	0	0	0	0	0	0	30,000
297-Youth Services	0	0	0	0	0	0	3,665,691	3,909,189
298-Covid - 19	0	42,310,787	0	91,000	0	0	0	77,177,273
301-General Debt Service	0	0	0	0	6,905,480	0	500,000	7,405,480
302-2018A Jail Debt Service	0	0	0	0	13,590,650	0	0	13,590,650
303-Debt Service-Down River Comm	0	0	0	0	1,251,075	0	0	1,251,075
401-Capital Programs	0	0	5,000,000	0	0	0	0	5,000,000
467-Jail Construction Program	0	375,000	155,353,700	0	0	0	0	155,978,700
500-Delinquent Tax Program*	0	0	346,800	17,000	0	0	30,500,000	33,990,249
501-Property Tax Forfeiture	304,500	0	310,700	17,500	0	0	0	11,200,000
538-Delinquent Tax Revolv - 2018	0	0	0	0	1,650,000	0	0	10,831,333
539-Delinquent Tax Revolv - 2019	0	0	0	0	3,100,000	0	0	3,890,000
540-Delinquent Tax Revolv - 2020	0	0	0	0	2,200,000	0	0	5,050,000
575-Jail Commissary Fund	0	204,914	0	0	0	0	1,055,175	2,486,458
596-CSO Basins	17,000	0	0	0	55,209	0	0	4,092,273
598-Rouge Val Sewage Disp Sys	10,000	0	1,177,170	0	932,136	0	0	61,953,282
631-Building & Ground Maintenance	378,693	328,556	0	0	0	0	0	13,326,800
635-Central Services	2,212,547	532,227	15,117	3,103,190	0	0	0	17,477,700
641-Environment	163,439	0	17,858	1,200	0	0	0	4,056,250
675-Long Term Disability Fund	0	35,000	0	0	0	0	0	1,275,412
676-Health Fund	0	193,100	0	0	0	0	0	59,237,545
677-Worker Compensation Self Insur	0	0	0	0	0	0	0	3,076,091
678-General Liability Fund	0	0	0	0	0	0	0	2,632,486
731-Retire Sys Fund-Employee	246,000	42,894	0	10,000	0	0	0	7,626,900
801-Regular Drain Fund-Maint.	0	0	0	0	669,953	0	0	1,319,405
834-Third Circuit Ct Capital Projs	0	0	1,100,000	0	0	0	0	1,100,000
835-Circuit Court	2,749,227	1,543,755	0	61,000	0	0	114,087	80,243,481
836-Friend of the Court	3,388,420	65,000	150,000	55,000	0	0	0	33,515,330
838-Probate Court	514,188	22,037	0	134,139	0	0	0	9,741,199
TOTAL	**$46,221,579**	**$105,376,994**	**$181,640,055**	**$5,482,702**	**$30,354,503**	**$0**	**$222,463,206**	**$1,655,810,185**

EXPENDITURES BY FUND AND ACTIVITY

FOUR - YEAR TREND

		FY 2019 ACTUAL	FY 2020 ADOPTED	FY 2020 AMENDED	FY 2021 ADOPTED	FY 2022 PROJECTED
101	**General Fund**					
101	County Commission	$ 8,269,649	$ 10,029,709	$ 10,029,709	$ 10,181,495	$ 10,109,474
130	Third Circuit Court	14,692,683	15,340,890	15,636,890	15,298,004	15,298,004
151	Adult Probation	1,818,748	1,844,273	1,844,273	1,834,273	1,845,273
171	County Executive	4,205,321	5,333,976	5,605,088	5,125,276	5,287,462
172	Pinnacle Aeropark	7,655,131	3,212,943	3,212,943	2,861,680	1,891,566
174	Economic Development	-	1,483,797	1,524,414	1,632,864	1,412,750
179	EDC & Land Bank Administratio	1,632,321	1,145,205	1,145,205	1,083,636	1,092,354
191	County Elections	1,531,121	2,739,135	2,917,936	2,333,789	2,337,119
201	Management & Budget	1,986,984	2,448,313	2,448,313	2,357,329	2,388,502
202	M&B Support Services	17,988,411	29,240,076	29,369,789	28,666,579	28,673,978
210	Corporation Counsel	7,170,704	8,482,500	8,541,408	9,933,228	9,934,228
215	County Clerk	5,022,614	6,413,893	6,425,950	6,092,821	6,167,725
217	County Clerk - Court Services	16,113,934	18,658,998	18,658,998	17,945,051	18,006,717
226	Personnel	4,304,014	5,196,094	5,196,094	5,010,337	5,012,341
229	Prosecuting Attorney	40,572,782	45,619,554	50,300,691	44,816,733	46,328,295
236	Register of Deeds	7,038,859	8,397,762	8,397,762	8,061,574	7,810,000
245	Remonumentation Grant	533,475	678,761	678,761	600,966	600,966
253	County Treasurer	6,643,789	8,262,424	8,262,424	7,034,304	7,121,131
305	Sheriff	4,079,739	4,646,544	4,646,544	3,889,833	4,583,475
306	Sheriff Court Services	20,058,488	21,043,879	21,043,879	17,319,331	22,179,157
350	Sheriff - Non Jail Services	6,397,176	6,200,522	6,421,400	5,014,173	5,658,153
351	County Jail	102,277,025	107,973,473	107,973,473	92,129,901	108,809,954
426	Emeregency Management	1,602,309	3,121,331	3,295,858	3,159,523	3,301,479
449	Public Service Programs	351,810	529,367	529,367	511,504	511,504
601	Health & Community Services	2,916,235	3,877,811	3,877,811	3,423,445	3,317,060
602	Indigent Health Care	33,874,685	27,435,795	27,435,795	17,270,417	17,270,949
648	Medical Examiner	7,389,615	7,778,515	7,778,515	7,840,230	7,963,056
672	Community Programs	624,023	773,851	926,476	757,567	783,434
684	Veterans Affairs	159,905	324,386	844,122	223,524	220,434
701	DHCWS Central Administration	3,927,692	5,151,310	5,151,310	4,061,949	4,066,655
731	Cooperative Extension Services	285,298	405,414	405,414	369,657	370,269
925	Non-departmental	49,437,696	56,981,139	56,444,432	54,262,505	54,897,390
996	General Fund Transfers	203,087,266	161,968,353	164,186,683	145,679,118	148,131,419
	Total	**$583,649,503**	**$582,739,993**	**$591,157,727**	**$526,782,616**	**$553,382,273**
201	**County Road Fund**					
449	Public Service Programs	133,266,350	167,490,783	180,066,502	214,663,324	180,547,419
	Total	**$133,266,350**	**$167,490,783**	**$180,066,502**	**$214,663,324**	**$180,547,419**
208	**County Park Fund**					
449	Public Service Programs	14,271,418	14,352,320	20,605,693	13,739,985	13,651,485
	Total	**$14,271,418**	**$14,352,320**	**$20,605,693**	**$13,739,985**	**$13,651,485**

EXPENDITURES BY FUND AND ACTIVITY

FOUR - YEAR TREND

		FY 2019 ACTUAL	FY 2020 ADOPTED	FY 2020 AMENDED	FY 2021 ADOPTED	FY 2022 PROJECTED
221	**County Health Fund**					
326	Jail Medical Diagnostic	12,225,454	12,800,221	12,800,221	9,126,343	9,076,464
327	Jail Mental Health	7,866,988	7,935,694	8,935,694	6,922,947	6,897,849
601	Health & Community Services	22,140,375	25,664,093	27,236,685	21,598,920	21,543,859
605	Other Health Programs	5,335,515	6,184,329	8,212,112	6,129,739	6,148,171
	Total	**$47,568,331**	**$52,584,337**	**$57,184,712**	**$43,777,949**	**$43,666,343**
223	**HCS - Nutrition**					
672	Health & Community Services	4,191,913	4,572,319	4,662,607	4,441,802	4,546,124
	Total	**$4,191,913**	**$4,572,319**	**$4,662,607**	**$4,441,802**	**$4,546,124**
225	**Health and Family Services**					
685	Hlth & Fam Serv (Head Start)	75,271	0	0	0	0
	Total	**$75,271**	**$0**	**$0**	**$0**	**$0**
228	**Rouge Demonstrations Grant**					
606	Environmental Programs	3,629,456	8,272,423	8,272,423	4,135,600	2,085,600
	Total	**$3,629,456**	**$8,272,423**	**$8,272,423**	**$4,135,600**	**$2,085,600**
229	**Enviromental Programs Fund**					
606	Environmental Programs	1,804,996	2,674,200	2,674,200	3,255,200	3,255,200
	Total	**$1,804,996**	**$2,674,200**	**$2,674,200**	**$3,255,200**	**$3,255,200**
230	**Stadium & Land Development**					
729	Tourist Tax	11,260,094	10,705,400	10,705,400	10,459,775	10,668,971
	Total	**$11,260,094**	**$10,705,400**	**$10,705,400**	**$10,459,775**	**$10,668,971**
250	**Community & Economic Devel**					
172	Economic & Neighborhood Deve	945,266	5,082,485	5,612,419	11,817,772	10,721,636
690	Home Administration	84,374	132,794	132,794	129,744	130,245
728	Economic & Neighborhood Dev	800	0	0	0	0
	Total	**$1,030,440**	**$5,215,279**	**$5,745,213**	**$11,947,516**	**$10,851,881**
260	**Michigan Indigent Defense Commission**					
130	Third Circuit Court	10,081,269	24,911,139	24,911,139	24,911,139	24,911,139
	Total	**$10,081,269**	**$24,911,139**	**$24,911,139**	**$24,911,139**	**$24,911,139**
265	**Drug Enforcement Program Fund**					
229	Prosecuting Attorney	388,125	156,144	156,144	0	0
313	Sheriff Drug Enforcement	967,678	1,042,000	1,042,000	882,000	882,000
	Total	**$1,355,803**	**$1,198,144**	**$1,198,144**	**$882,000**	**$882,000**
266	**Law Enforcement**					
229	Prosecuting Attorney	2,792	0	0	0	0
307	Sheriff Field Services	2,754,764	2,769,800	3,059,105	2,580,533	3,058,721
317	Sheriff Grants	1,736,428	5,165,771	5,272,357	5,276,422	4,041,412
321	Sheriff Training Unit	194,505	332,055	332,055	271,189	271,189
	Total	**$4,688,489**	**$8,267,626**	**$8,663,517**	**$8,128,144**	**$7,371,322**

EXPENDITURES BY FUND AND ACTIVITY

FOUR - YEAR TREND

		FY 2019 ACTUAL	FY 2020 ADOPTED	FY 2020 AMENDED	FY 2021 ADOPTED	FY 2022 PROJECTED
275	**Comm Devel Blk Grant (CDBG)**					
821	CDBG Administration	549,500	1,005,308	1,005,308	1,367,002	1,071,197
822	CDBG Projects	3,854,176	8,850,266	8,850,266	13,923,292	4,075,885
831	CDBG - HUD Loans	166,993	452,455	452,455	1,065,143	1,071,383
	Total	**$4,570,669**	**$10,308,029**	**$10,308,029**	**$16,355,437**	**$6,218,465**
281	**Community Corrections**					
320	Community Corrections	2,702,722	2,959,424	2,759,602	2,750,276	2,776,301
323	Community Corrections	443,269	1,926,338	1,751,811	1,924,526	2,019,897
	Total	**$3,145,991**	**$4,885,762**	**$4,511,413**	**$4,674,802**	**$4,796,198**
282	**Victim Witness Program**					
229	Prosecuting Attorney	2,132,977	3,336,910	3,336,910	2,315,882	2,393,486
	Total	**$2,132,977**	**$3,336,910**	**$3,336,910**	**$2,315,882**	**$2,393,486**
292	**Juv. Justice and Abuse/Neglect**					
130	Circuit Court - Other Circuit	5,876,406	4,161,590	5,566,891	4,227,333	4,227,333
229	Prosecuting Attorney	421,751	350,400	350,400	308,981	309,734
320	Community Corrections	20,247	0	0	0	0
356	Juvenile Detention Facility	96,638,297	115,998,047	116,808,047	104,430,930	104,473,289
357	Juvenile - State Wards	3,615,402	3,413,937	3,413,937	3,720,003	3,720,003
670	Social Services	24,468,659	21,563,261	21,563,261	18,195,957	16,307,007
	Total	**$131,040,761**	**$145,487,235**	**$147,702,536**	**$130,883,204**	**$129,037,366**
293	**Soldiers Relief**					
684	Veterans Affairs	1,449,011	2,005,034	2,005,034	1,991,249	3,103,528
	Total	**$1,449,011**	**$2,005,034**	**$2,005,034**	**$1,991,249**	**$3,103,528**
294	**Veterans Trust Fund**					
684	Veterans Affairs	33,901	30,000	30,000	30,000	30,000
	Total	**$33,901**	**$30,000**	**$30,000**	**$30,000**	**$30,000**
297	**Youth Services**					
359	Youth Services	3,607,750	3,879,624	3,879,624	3,909,189	4,137,697
	Total	**$3,607,750**	**$3,879,624**	**$3,879,624**	**$3,909,189**	**$4,137,697**
298	**Covid - 19**					
298	Covid - 19 Response	0	0	294,666,894	77,177,273	0
	Total	**$0**	**$0**	**$294,666,894**	**$77,177,273**	**$0**
301	**General Debt Service**					
985	Debt Service	8,049,320	7,279,837	9,672,694	7,405,480	7,405,480
	Total	**$8,049,320**	**$7,279,837**	**$9,672,694**	**$7,405,480**	**$7,405,480**
302	**General Debt Service**					
985	2018A Jail Construction Debt Ser	9,626,179	14,500,000	14,500,000	13,590,650	13,590,650
	Total	**$9,626,179**	**$14,500,000**	**$14,500,000**	**$13,590,650**	**$13,590,650**
303	**General Debt Service**					
985	Debt Service-Down River Comm	8,963,218	7,006,515	7,006,515	1,251,075	1,251,075

EXPENDITURES BY FUND AND ACTIVITY

FOUR - YEAR TREND

		FY 2019 ACTUAL	FY 2020 ADOPTED	FY 2020 AMENDED	FY 2021 ADOPTED	FY 2022 PROJECTED
	Total	**$8,963,218**	**$7,006,515**	**$7,006,515**	**$1,251,075**	**$1,251,075**
401	**Capital Programs**					
401	Capital Programs	8,592,072	6,403,576	6,444,048	5,000,000	5,000,000
	Total	**$8,592,072**	**$6,403,576**	**$6,444,048**	**$5,000,000**	**$5,000,000**
467	**2018A Jail Construction Fund**					
401	Capital Programs	49,260,117	139,265,200	139,265,200	155,978,700	79,852,682
	Total	**$49,260,117**	**$139,265,200**	**$139,265,200**	**$155,978,700**	**$79,852,682**
500	**Delinq Tax-Unpledged Res**					
254	Delinquent Tax Revolving	7,766,590	11,458,386	11,458,386	33,990,249	5,192,500
	Total	**$7,766,590**	**$11,458,386**	**$11,458,386**	**$33,990,249**	**$5,192,500**
501	**Property Tax Forfeiture**					
254	Delinquent Tax Revolving	10,266,936	11,376,151	11,556,720	11,200,000	11,424,000
	Total	**$10,266,936**	**$11,376,151**	**$11,556,720**	**$11,200,000**	**$11,424,000**
533	**Delinquent Tax Revolv - 2013**					
254	Delinquent Tax Revolving	123,380	0	0	0	0
	Total	**$123,380**	**$0**	**$0**	**$0**	**$0**
534	**Delinquent Tax Revolv - 2014**					
254	Delinquent Tax Revolving	3,815,099	0	0	0	0
	Total	**$3,815,099**	**$0**	**$0**	**$0**	**$0**
535	**Delinquent Tax Revolv - 2015**					
254	Delinquent Tax Revolving	46,713,337	0	0	0	0
	Total	**$46,713,337**	**$0**	**$0**	**$0**	**$0**
536	**Delinquent Tax Revolv - 2016**					
254	Delinquent Tax Revolving	54,948,401	12,990,650	12,990,650	0	0
	Total	**$54,948,401**	**$12,990,650**	**$12,990,650**	**$0**	**$0**
537	**Delinquent Tax Revolv - 2017**					
254	Delinquent Tax Revolving	4,345,828	32,417,200	33,736,099	0	0
	Total	**$4,345,828**	**$32,417,200**	**$33,736,099**	**$0**	**$0**
538	**Delinquent Tax Revolv - 2018**					
254	Delinquent Tax Revolving	1,350,231	6,640,000	6,640,000	10,831,333	0
	Total	**$1,350,231**	**$6,640,000**	**$6,640,000**	**$10,831,333**	**$0**
539	**Delinquent Tax Revolv - 2019**					
254	Delinquent Tax Revolving	0	3,950,000	3,950,000	3,890,000	972,500
	Total	**$0**	**$3,950,000**	**$3,950,000**	**$3,890,000**	**$972,500**
540	**Delinquent Tax Revolv - 2020**					
254	Delinquent Tax Revolving	0	0	0	5,050,000	5,050,000
	Total	**$0**	**$0**	**$0**	**$5,050,000**	**$5,050,000**

EXPENDITURES BY FUND AND ACTIVITY

FOUR - YEAR TREND

		FY 2019 ACTUAL	FY 2020 ADOPTED	FY 2020 AMENDED	FY 2021 ADOPTED	FY 2022 PROJECTED
541	**Delinquent Tax Revolv - 2021**					
254	Delinquent Tax Revolving	0	0	0	0	3,050,000
	Total	**$0**	**$0**	**$0**	**$0**	**$3,050,000**
575	**Jail Commissary Fund**					
351	County Jail	2,059,017	2,786,891	2,745,891	2,486,458	2,755,184
	Total	**$2,059,017**	**$2,786,891**	**$2,745,891**	**$2,486,458**	**$2,755,184**
596	**CSO Basins**					
440	Public Works	1,711,533	4,023,374	4,458,374	4,092,273	4,088,648
	Total	**$1,711,533**	**$4,023,374**	**$4,458,374**	**$4,092,273**	**$4,088,648**
598	**Rouge Val Sewage Disp Sys**					
440	Public Works	58,663,251	67,744,228	67,744,228	61,953,282	61,947,781
	Total	**$58,663,251**	**$67,744,228**	**$67,744,228**	**$61,953,282**	**$61,947,781**
631	**Building & Ground Maintenance**					
174	EDD - Buildings	15,637,415	13,276,800	13,276,800	13,326,800	13,326,800
	Total	**$15,637,415**	**$13,276,800**	**$13,276,800**	**$13,326,800**	**$13,326,800**
635	**Central Services**					
258	Information Technology	25,628,001	18,392,624	18,392,624	17,477,700	17,477,700
	Total	**$25,628,001**	**$18,392,624**	**$18,392,624**	**$17,477,700**	**$17,477,700**
641	**Environment**					
540	Public Service-Env. Prog.	3,516,674	4,206,988	4,206,988	4,056,250	4,052,858
	Total	**$3,516,674**	**$4,206,988**	**$4,206,988**	**$4,056,250**	**$4,052,858**
675	**Long Term Disability Fund**					
857	Long term Disability	817,783	1,279,350	1,279,350	1,275,412	1,281,548
	Total	**$817,783**	**$1,279,350**	**$1,279,350**	**$1,275,412**	**$1,281,548**
676	**Health Fund**					
865	Health & Liability Insurance	49,955,022	59,508,702	59,508,702	59,237,545	58,730,755
	Total	**$49,955,022**	**$59,508,702**	**$59,508,702**	**$59,237,545**	**$58,730,755**
677	**Worker Compensation Self Insur**					
871	Worker's Compensation	3,239,417	2,980,501	2,980,501	3,076,091	3,030,594
	Total	**$3,239,417**	**$2,980,501**	**$2,980,501**	**$3,076,091**	**$3,030,594**
678	**General Liability Fund**					
865	Health & Liability Insurance	2,067,604	3,253,803	3,253,803	2,632,486	3,278,733
	Total	**$2,067,604**	**$3,253,803**	**$3,253,803**	**$2,632,486**	**$3,278,733**
731	**Retire Sys Fund-Employee**					
237	Retirement Board	5,438,945	7,626,900	7,626,900	7,626,900	7,626,900
	Total	**$5,438,945**	**$7,626,900**	**$7,626,900**	**$7,626,900**	**$7,626,900**
801	**Regular Drain Fund-Maint.**					
441	Drains	2,358,259	4,392,011	4,392,011	1,319,405	1,581,538
	Total	**$2,358,259**	**$4,392,011**	**$4,392,011**	**$1,319,405**	**$1,581,538**

EXPENDITURES BY FUND AND ACTIVITY

FOUR - YEAR TREND

		FY 2019 ACTUAL	FY 2020 ADOPTED	FY 2020 AMENDED	FY 2021 ADOPTED	FY 2022 PROJECTED
834	**Third Circuit Ct Capital Projs**					
401	Capital Programs	426,801	1,100,000	1,100,000	1,100,000	1,100,000
	Total	**$426,801**	**$1,100,000**	**$1,100,000**	**$1,100,000**	**$1,100,000**
835	**Circuit Court**					
130	Circuit Court - Other Circuit	1,824,241	2,546,983	2,956,897	1,955,125	1,955,125
132	Circuit Court-General Fund Sup	80,986,933	86,872,208	87,289,468	78,288,356	80,296,394
	Total	**$82,811,174**	**$89,419,191**	**$90,246,365**	**$80,243,481**	**$82,251,519**
836	**Friend of the Court**					
130	Circuit Court - Other Circuit	30,984,216	34,836,158	34,836,158	33,515,330	33,499,018
	Total	**$30,984,216**	**$34,836,158**	**$34,836,158**	**$33,515,330**	**$33,499,018**
837	**Courts Capital Projects**					
401	Capital Programs	0	47,804	47,804	0	0
	Total	**$0**	**$47,804**	**$47,804**	**$0**	**$0**
838	**Probate Court**					
148	Probate Court	9,502,267	9,791,958	9,791,958	9,741,199	9,767,787
	Total	**$9,502,267**	**$9,791,958**	**$9,791,958**	**$9,741,199**	**$9,767,787**
	GRAND TOTAL	**$1,471,492,479**	**$1,630,871,355**	**$1,965,396,486**	**$1,655,810,185**	**$1,444,122,747**

2018 - 2022
GENERAL FUND
UNASSIGNED FUND BALANCE
FIVE YEAR TREND ANALYSIS
In Millions

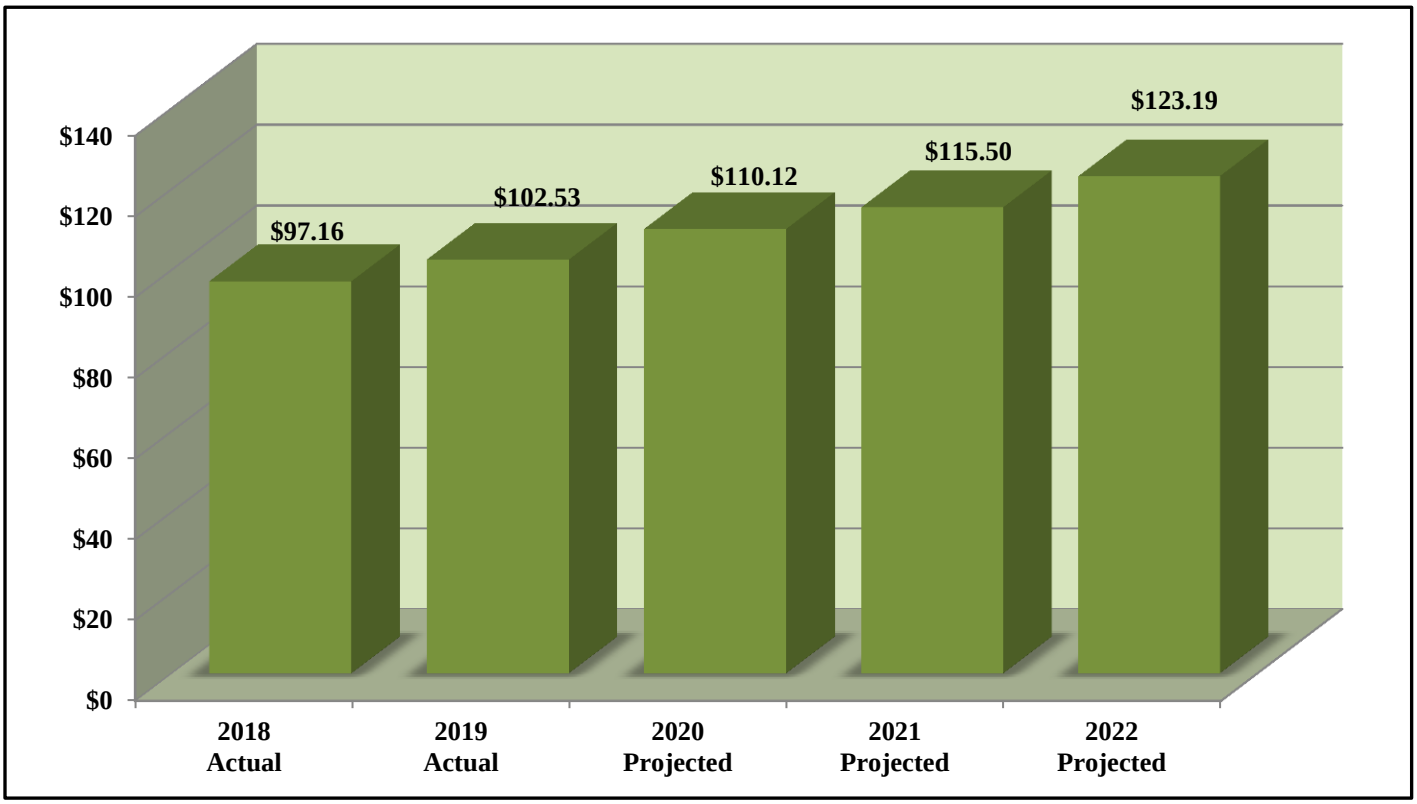

YEAR

NOTE: In previous budget documents, this graph presented total fund balance. This presentation reflects the unassigned (available) fund balance of the General Fund, excluding Budget Stabilization and Court Funds.

PROJECTED UNASSIGNED FUND BALANCES AND UNRESTRICTED NET ASSETS

The Schedules of Unassigned Fund Balance for the governmental funds and Unrestricted Net Assets for the proprietary funds and component units shown on the following pages are intended to show the net changes in unreserved fund balances and unrestricted net assets projected over a three year period for those County funds that have unassigned or unrestricted reserves. The unassigned fund balance represents that portion of a governmental fund's net assets that is available for appropriation. Unrestricted net assets represent that portion of net assets that is neither restricted nor invested in capital assets (net of related debt). The balances at September 30, 2019 are based on audited financial results for the year then ended. Projected unassigned or unreserved balances at September 30, 2020 are based on projected revenues and expenditures for FY 2019-20. The following narrative discusses both changes in unassigned fund balances and unrestricted net assets greater than $0.50 million in FY 2019-20 and all planned uses of either unreserved fund balances or unrestricted net assets in FY 2020-21 and FY 2021-22.

FY 2021-22 Changes in Projected Unassigned Fund Balances and Unrestricted Net Assets

The Schedule of Governmental Funds shows the budgeted net increase of unassigned fund balance totals $7.69 million. This total is comprised of changes in the unassigned fund balance in the General Fund. The General Fund is increasing a net $7.69 million as a result of planned savings included in the 2022 projected budget and is a continuation of the strategic decision to bolster County's reserves in anticipation of a possible future economic downturn.

The Schedule of Proprietary Funds shows the budgeted net decrease of $(0.60) million of unassigned fund balance. This total is made up of planned transfers of reserves to support Jail operations with reserves from the Jail Commissary Fund - $(0.60) million.

The Schedule of Component Units shows the budgeted net decrease of $(2.15) million. This total is comprised of the reduction of the Circuit Courts Capital Funds – $(1.10) million, the Courts Consolidated Funds - $(0.15) million and the Friend of the Courts Fund - $(0.90) million.

FY 2020-21 Changes in Projected Unassigned Fund Balances and Unrestricted Net Assets

The Schedule of Governmental Funds shows the budgeted net increase of unassigned fund balance totals $5.40 million. This total is comprised of changes in the unassigned fund balance in three funds. The General Fund is increasing a net $5.40 million as a result of planned savings included in the 2021 budget and is a continuation of the strategic decision to bolster County's reserves in anticipation of a possible future economic downturn.

The Schedule of Proprietary Funds shows the budgeted net decrease of $(1.64) million of unassigned fund balance. This total is made up of decrease in the Jail Commissary Fund, - $(0.33) million, Workers Compensation Self Insurance Fund - $(0.69) million, General Liability Fund - $(0.62) million.

The Schedule of Component Units shows the budgeted net decrease of $(2.00) million. This total is comprised of the reduction of the Circuit Courts Consolidated Funds - $(1.06) million and the Circuit Court Friend of the Court Fund - $(0.90) million. The Probate Court fund is reducing fund balance by $0.35 million.

FY 2019-20 Changes in Projected Unassigned Fund Balances and Unrestricted Net Assets

The Schedule of Governmental Funds shows the forecasted net increase of unassigned fund balance totals $7.69 million. The General Fund is increasing a net $7.59 million as a result of planned savings included in the 2020 results. The Community Correction Fund is increasing by $0.10 million in order to eliminate an accumulated deficit in the fund,

The Schedule of Proprietary Funds shows a net increase of unrestricted net assets totals $19.506 million. The Delinquent Tax Program funds are increasing by $9.605 million in order to reserve for possible adverse litigation against the program statewide.

Other changes in net assets in other Proprietary funds include increases in the Long Term disability Fund - $0.75 million, Buildings and Grounds Maintenance Fund - $1.09 million the Centrals Services Fund -$2.79 million, the Employee Health Fund - $3.1 and the Environmental Central Services Fund – $0.56 million; decreases include the Long Term Disability Fund – $(0.29) million, the Workers Compensation Self Insurance Fund - $(0.20) million and the General Liability Fund - $(0.52) million.

The Schedule of Component Units shows net increase of $13.17 million. This total is comprised of a net increase in the Circuit Court Capital Fund - $1.55 million, Circuit Court Consolidated Funds - $7.15 million and the Circuit Court Friend of the Court Fund $2.84 million. The Probate Court fund is increasing fund balance by $2.03 million.

UNASSIGNED FUND BALANCES AND UNRESTRICTED NET ASSETS
FOR THE YEARS ENDED SEPTEMBER 30,
(In Thousands)

	UNASSIGNED FUND BALANCE 2019 (Audited)	2019-20 NET CHANGE IN UNASSIGNED FUND BALANCE	UNASSIGNED FUND BALANCE 2020 (Projected)	2020-21 NET CHANGE IN UNASSIGNED FUND BALANCE	UNASSIGNED FUND BALANCE 2021 (Projected)	2021-22 NET CHANGE IN UNASSIGNED FUND BALANCE	UNASSIGNED FUND BALANCE 2022 (Projected)
GOVERNMENTAL FUNDS							
General Fund	102,529	$ 7,587	$ 110,116	$ 5,388	$ 115,504	$ 7,689	$ 123,193
Budget Stabilization Fund	23,000	-	23,000	-	23,000	$ -	23,000
Community Corrections Fund	(101)	102	1	-	1	$ -	1
TOTAL GOVERNMENTAL FUNDS	**125,428**	**$ 7,689**	**$ 133,117**	**$ 5,388**	**$ 138,505**	**$ 7,689**	**$ 146,194**

	UNRESTRICTED NET ASSETS 2019 (Audited)	2019-20 NET CHANGE IN UNRESTRICTED NET ASSETS	UNRESTRICTED NET ASSETS 2020 (Projected)	2020-21 NET CHANGE IN UNRESTRICTED NET ASSETS	UNRESTRICTED NET ASSETS 2021 (Projected)	2021-22 NET CHANGE IN UNRESTRICTED NET ASSETS	UNRESTRICTED NET ASSETS 2022 (Projected)
PROPRIETARY FUNDS							
Delinquent Tax/ Forfeiture Programs (All Funds)	$ 49	$ 9,595	$ 9,644	$ -	$ 9,644	$ -	$ 9,644
Jail Commissary Fund	3,805	-	3,805	(328)	3,477	(597)	2,881
CSO Basins Fund	(1,996)	-	(1,996)	-	(1,996)	-	(1,996)
Building and Ground Maintenance Fund	(17,507)	1,091	(16,415)	-	(16,415)	-	(16,415)
Central Services Fund	(11,004)	2,791	(8,212)	-	(8,212)	-	(8,212)
Environment Central Services Fund	(5,165)	559	(4,606)	-	(4,606)	-	(4,606)
Long Term Disability Fund	582	(285)	297	-	297	-	297
Health Fund	1,837	3,163	5,000	-	5,000	-	5,000
Workers' Compensation/Self Insurance Fund	1,446	(200)	1,246	(691)	555	-	555
General Liability Fund	4,911	(519)	4,392	(623)	3,768	-	3,768
TOTAL PROPRIETARY FUNDS	**$ (23,041)**	**$ 19,499**	**$ (3,542)**	**$ (1,642)**	**$ (5,184)**	**$ (597)**	**$ (5,780)**

	UNRESTRICTED NET ASSETS 2019 (Audited)	2019-20 NET CHANGE IN UNRESTRICTED NET ASSETS	UNRESTRICTED NET ASSETS 2020 (Projected)	2020-21 NET CHANGE IN UNRESTRICTED NET ASSETS	UNRESTRICTED NET ASSETS 2021 (Projected)	2021-22 NET CHANGE IN UNRESTRICTED NET ASSETS	UNRESTRICTED NET ASSETS 2022 (Projected)
COMPONENT UNITS*							
Regular Drain Maintenance Fund	$ (364)	$ (400)	$ (764)	$ -	$ (764)	$ -	$ (764)
Circuit Court Budget Stabilization Fund**	3,000	-	3,000	-	3,000	-	3,000
Circuit Court Capital Programs Fund***	551	1,549	2,100	-	2,100	(1,100)	1,000
Circuit Court Consolidated Funds**	13,257	7,145	20,401	(1,064)	19,338	(152)	19,186
Circuit Court Friend of the Court Fund**	9,735	2,843	12,578	(900)	11,678	(900)	10,778
Probate Court Capital Programs Fund***	49	1	49	-	49	-	49
Probate Court Fund**	485	2,029	2,515	(35)	2,479	-	2,479
TOTAL COMPONENT UNITS	**$ 26,712**	**$ 13,167**	**$ 39,879**	**$ (1,999)**	**$ 37,880**	**$ (2,152)**	**$ 35,728**

* These Component Units are budgeted on a modified accrual basis; They are presented in the ACFR on a full accrual basis
Certain adjustments are made to Fund Balance to arrive at Net Assets.

** For Financial Reporting Purposes, Circuit And Probate Courts operations are included in the General Fund. However, for budgeting purposes, they are presented as separate component units.

*** For Financial Reporting Purposes, Circuit And Probate Courts Capital Program Funds are included in Other Capital Progeral Fund. However, for budgeting purposes, they are presented as separate component units.

Adopted Budget FY 2020-2021
and
Projected FY 2021-2022

POSITION SUMMARY

WAYNE COUNTY
FULL-TIME POSITIONS

POSITIONS BY FUND TYPE

FISCAL YEAR 2020-2021

TOTAL POSITIONS - 3932

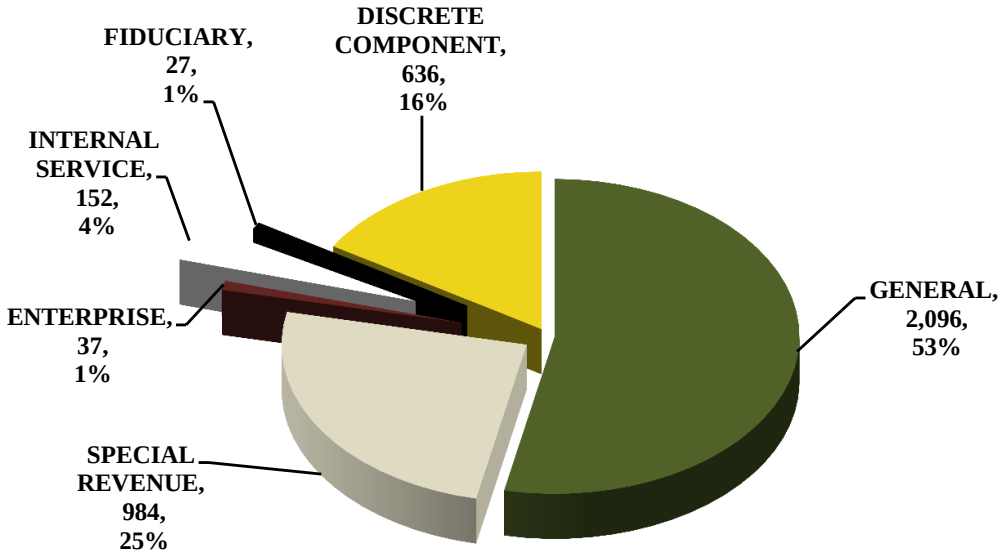

2017-2021 POSITION TREND

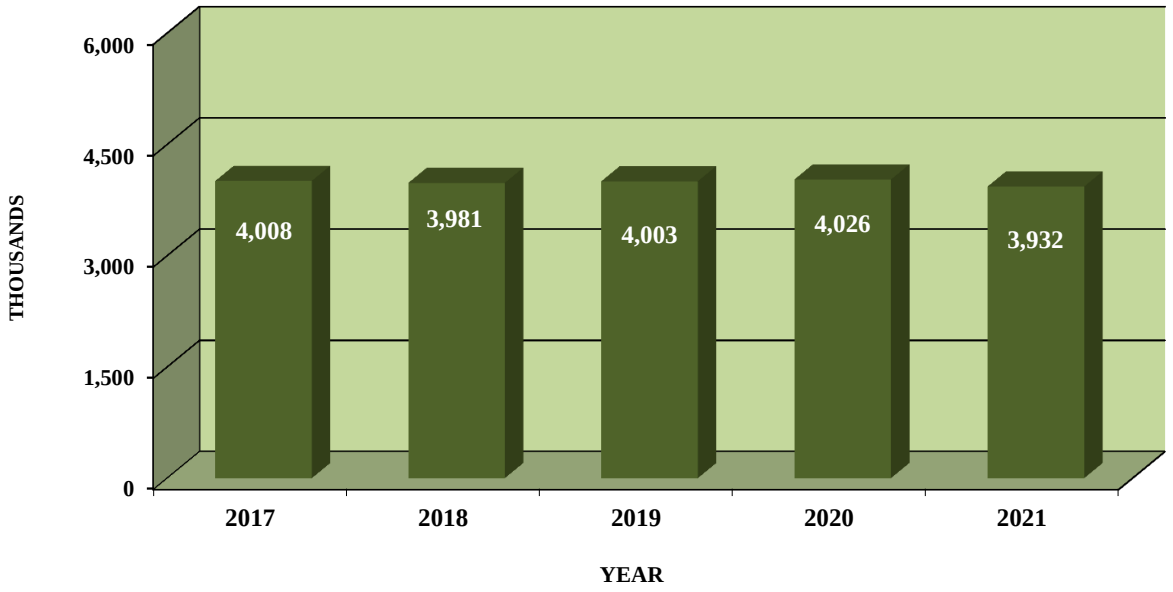

SUMMARY OF POSITIONS

		FY 2019 BUDGET	FY 2020 BUDGET	FY 2021 BUDGET	FY 2022 BUDGET
101	**General Fund**				
101	County Commission	54	54	54	54
171	County Executive	24	24	24	24
174	Economic Development Administration	-	8	7	7
179	Land Bank Administration	10	7	7	7
191	County Elections	5	5	6	6
201	M&B Assessment and Equalization	11	11	11	11
202	M&B Support Services	106	109	109	109
210	Corporation Counsel	48	48	53	53
215	County Clerk	49	49	49	49
217	County Clerk - Court Services	232	232	232	232
226	Personnel	28	29	29	29
229	Prosecuting Attorney	271	276	296	296
236	Register of Deeds	67	67	67	67
253	County Treasurer	67	68	59	59
305	Sheriff	22	22	22	22
306	Sheriff Court Services	176	176	178	178
350	Sheriff - Non Jail Services	40	40	38	38
351	County Jail	790	825	826	826
426	Emergency Management	4	5	5	5
601	Health & Community Services	3	3	4	4
602	Indigent Health Care	4	4	4	4
648	Medical Examiner	-	2	2	2
672	Senior Citizens Services	2	2	2	2
684	Veterans Affairs	1	-	-	-
701	DHCWS Central Administration	13	12	11	11
731	Cooperative Extension Services	1	1	1	1
Total General Fund		**2,028**	**2,079**	**2,096**	**2,096**
201	**County Road Fund**				
449	Public Service Programs	512	507	507	507
	Total	**512**	**507**	**507**	**507**

SUMMARY OF POSITIONS

		FY 2019 BUDGET	FY 2020 BUDGET	FY 2021 BUDGET	FY 2022 BUDGET
208	**County Park Fund**				
449	Public Service Programs	68	68	68	68
	Total	**68**	**68**	**68**	**68**
221	**County Health Fund**				
601	Health & Community Services	82	82	79	79
605	Other Health Programs	13	14	12	12
	Total	**95**	**96**	**91**	**91**
223	**HCS - Nutrition**				
601	Health & Community Services	7	7	7	7
	Total	**7**	**7**	**7**	**7**
225	**Health and Family Services**				
685	Hlth & Fam Serv (Head Start)	-	-	-	-
	Total	**-**	**-**	**-**	**-**
228	**Rouge Demonstrations Grant**				
606	Environmental Programs	10	10	10	10
	Total	**10**	**10**	**10**	**10**
229	**Environmental Programs Fund**				
606	Environmental Programs	13	13	13	13
	Total	**13**	**13**	**13**	**13**
265	**Drug Enforcement Program Fund**				
313	Sheriff Drug Enforcement	2	2	2	2
	Total	**2**	**2**	**2**	**2**

SUMMARY OF POSITIONS

		FY 2019 BUDGET	FY 2020 BUDGET	FY 2021 BUDGET	FY 2022 BUDGET
266	**Law Enforcement**				
307	Sheriff Field Services	19	19	19	19
317	Sheriff Grants	1	1	1	1
321	Sheriff Training Unit	-	-	-	-
	Total	**20**	**20**	**20**	**20**
275	**Comm Devel Blk Grant (CDBG)**				
821	CDBG Administration	5	7	7	7
	Total	**5**	**7**	**7**	**7**
281	**Community Corrections**				
320	Community Corrections	11	26	28	28
	Total	**11**	**26**	**28**	**28**
282	**Victim Witness Program**				
229	Prosecuting Attorney	27	30	26	26
	Total	**27**	**30**	**26**	**26**
292	**Juv. Justice and Abuse/Neglect**				
130	Circuit Court - Other Circuit	64	64	65	65
356	Juvenile Detention Facility	160	168	135	135
	Total	**224**	**232**	**200**	**200**
293	**Soldiers Relief**				
684	Veterans Affairs	5	6	5	5
	Total	**5**	**6**	**5**	**5**
Total Special Revenue Funds		**999**	**1,024**	**984**	**984**
501	**Property Tax Forfeiture**				
254	Delinquent Tax Revolving	27	27	26	26
	Total	**27**	**27**	**26**	**26**

SUMMARY OF POSITIONS

		FY 2019 BUDGET	FY 2020 BUDGET	FY 2021 BUDGET	FY 2022 BUDGET
575	**Jail Commissary Fund**				
351	County Jail	9	9	9	9
	Total	**9**	**9**	**9**	**9**
590	**Downriver Sewage Disp.Sys**				
440	Public Works	59	5	2	2
	Total	**59**	**5**	**2**	**2**
Total Enterprise Funds		**95**	**41**	**37**	**37**
631	**Building & Ground Maintenance**				
202	Capital Planning & Buildings	63	61	61	61
	Total	**63**	**61**	**61**	**61**
635	**Central Services**				
258	Information Technology	61	60	58	58
	Total	**61**	**60**	**58**	**58**
641	**Environment**				
540	Public Service-Env. Prog.	29	33	33	33
	Total	**29**	**33**	**33**	**33**
Total Internal Service Funds		**153**	**154**	**152**	**152**
731	**Retire Sys Fund-Employee**				
237	Retirement Board	27	27	27	27
	Total	**27**	**27**	**27**	**27**
Total Fiduciary Funds		**27**	**27**	**27**	**27**
835	**Circuit Court**				
130	Circuit Court - Other Circuit	21	21	10	10
132	Circuit Court-General Fund Sup	356	356	302	302
	Total	**377**	**377**	**312**	**312**

SUMMARY OF POSITIONS

	FY 2019 BUDGET	FY 2020 BUDGET	FY 2021 BUDGET	FY 2022 BUDGET
836 Friend of the Court				
130 Circuit Court - Other Circuit	252	252	252	252
Total	**252**	**252**	**252**	**252**
838 Probate Court				
148 Probate Court	72	72	72	72
Total	**72**	**72**	**72**	**72**
Total Component Units Funds	**701**	**701**	**636**	**636**
GRAND TOTAL	**4,003**	**4,026**	**3,932**	**3,932**

IMPACT OF FULL-TIME EQUIVALENT CHANGES

For FY2020-21, there was a net decrease of 94 full-time equivalent (FTE) positions from the previous year. Most of the decreases were in the Department of Health, Human and Veterans Services, the Third Circuit Court and the Treasurers Office. The decreases were off-set by increases in the Corporation Counsel and the Prosecuting Attorney's Office. A more detailed explanation of the impact of these changes can be found in each individual department section of this document.

County Executive Officer (CEO)
The CEO's Office has maintained its current staffing level of 31 FTEs.

Third Circuit Court
Third Circuit Court decreased a net of 64 FTEs.

County Clerk
The County Clerk has increased its current staffing level by 1 FTE.

Commission
The Commission has maintained its current staffing level of 54 FTEs.

Corporation Counsel
Corporation Counsel has increased its current staffing level by 5 FTEs.

Economic Development
Economic Development has reduced its current staffing level by 1 FTE.

Register of Deeds (ROD)
The Register of Deeds has maintained its current staffing level of 67 FTEs.

Department of Public Services (DPS)
Public Services has decreased its current staffing level by 3 FTEs.

Homeland Security/Emergency Management
Homeland has maintained its current staffing level of 5 FTEs.

Health, Human and Veterans Services (HHVS)
HHVS has decreased its current staffing level by 37 FTEs.

Technology
Technology has reduced its current staffing level by 2 FTEs.

Management and Budget (M&B)
M&B has maintained its current staffing level of 120 FTEs.

Personnel/Human Resources
Personnel has maintained its current staffing level of 29 FTEs.

Probate Court
Probate Court has maintained its current staffing level of 72 FTEs.

Prosecuting Attorney
The Prosecuting Attorney's Office has increased its current staffing levelby 16 FTE's.

Retirement
Retirement has maintained its current staffing level of 27 FTEs.

Senior Citizens
Senior Citizens has maintained its current staffing level of 9 FTEs.

Sheriff
The Sheriff Department has increased its current staffing by 1 FTE.

Treasurer
The Treasurer's Office has reduced its current staffing by 10 FTEs.

This page intentionally left blank.

Adopted Budget FY 2020-2021
and
Projected FY 2021-2022

2020-2021 WAYNE COUNTY BUDGET
GENERAL FUND
SOURCES OF REVENUE
In Millions

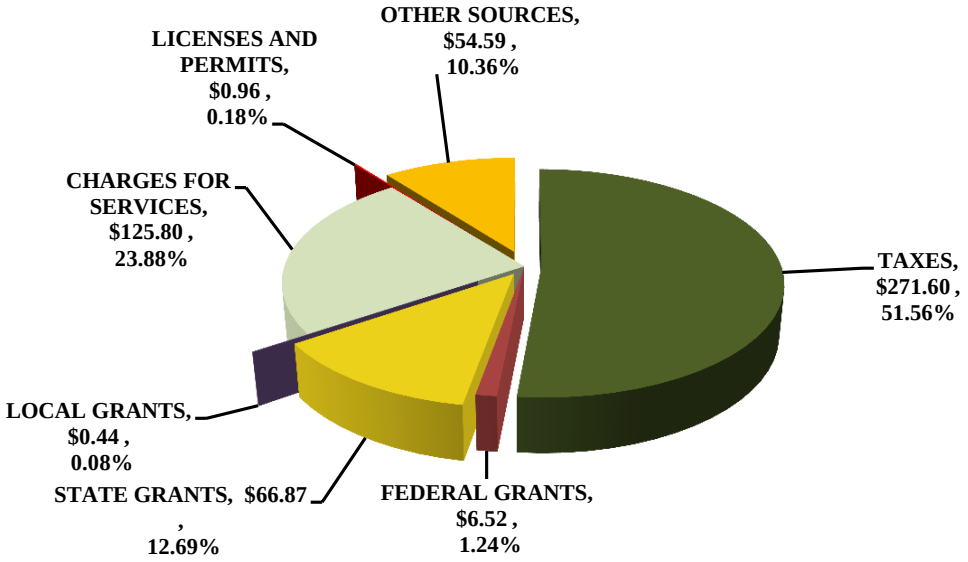

TOTAL $526.78 MILLION

EXPENDITURES BY FUNCTION

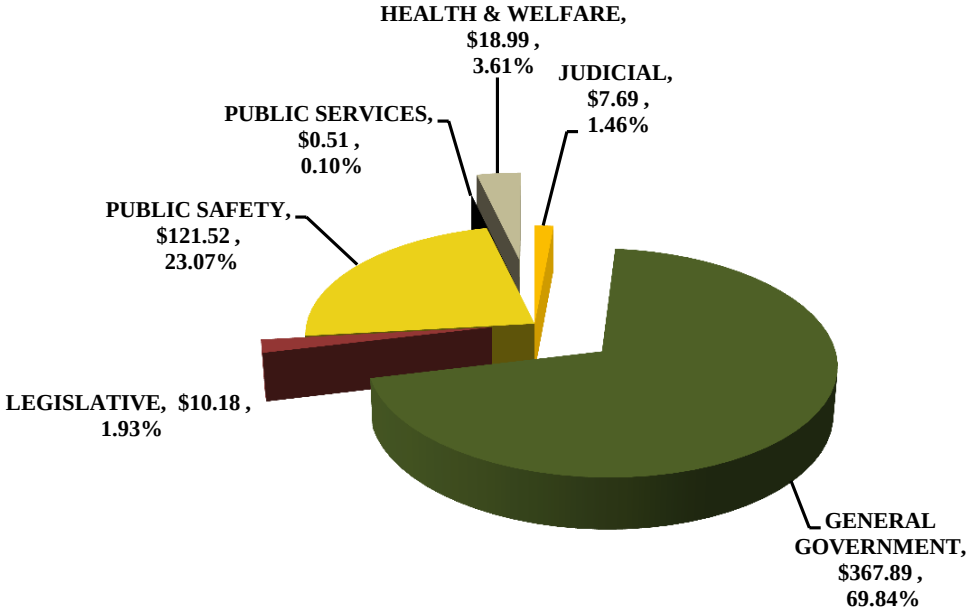

TOTAL $526.78 MILLION

GENERAL FUND
SUMMARY OF REVENUE AND EXPENDITURES

	2019 ACTUAL	2020 ADOPTED	2021 ADOPTED	2022 PROJECTED
REVENUE				
Taxes	313,832,723	309,138,540	271,602,500	286,652,500
Licenses and Permits	777,899	945,000	963,864	963,864
Federal Grants and Contracts	3,594,765	5,599,389	6,524,792	6,590,027
State Grants and Contracts	81,043,925	77,346,961	66,865,120	68,931,342
Local Grants and Contracts	341,032	301,346	440,719	440,739
Charges for Services	122,019,515	142,699,117	125,799,815	163,823,507
Interest and Rents	6,247,090	1,842,076	1,464,474	1,114,705
Other Revenue	32,007,354	29,306,379	24,191,231	29,623,657
TOTAL REVENUE	**$ 559,864,303**	**$ 567,178,808**	**$ 497,852,515**	**$ 558,140,341**
EXPENDITURES				
Legislative	8,269,649	10,029,709	10,181,495	10,109,474
Judicial	7,245,349	7,729,715	7,686,829	7,686,829
General Government	116,563,077	145,944,761	142,528,760	144,018,841
Public Safety	134,417,847	142,987,876	121,515,485	144,536,953
Public Services and Works	351,810	529,367	511,504	511,504
Health and Welfare	24,535,956	27,622,829	18,994,457	19,037,514
Non-Departmental	40,284,862	41,448,999	39,613,389	40,248,274
TOTAL EXPENDITURES	**$ 331,668,549**	**$ 376,293,256**	**$ 341,031,919**	**$ 366,149,389**
REVENUES OVER (UNDER) EXPENDITURES	**$ 228,195,754**	**$ 190,885,552**	**$ 156,820,596**	**$ 191,990,952**
OTHER FINANCING SOURCES (USES)				
Operating Transfers In	26,355,311	15,561,185	28,930,101	(4,758,068)
Operating Transfers Out	(251,980,954)	(206,446,737)	(185,750,697)	(187,232,884)
TOTAL OTHER FINANCING SOURCES	**$ (225,625,643)**	**$ (190,885,552)**	**$ (156,820,596)**	**$ (191,990,952)**
REVENUES AND OTHER SOURCES OVER (OVER) EXPENDITURES AND OTHER USES	**$ 2,570,112**	**$ -**	**$ -**	**$ -**

Note 1: In FY 2016-17, Property Transfer Tax has been reclassified to Charges for Services Revenue to conform with the State Chart of Accounts.

GENERAL FUND
DETAIL OF REVENUE AND EXPENDITURES

	2019 ACTUAL	2020 ADOPTED	2021 ADOPTED	2022 PROJECTED
REVENUE				
Taxes				
Current Tax Collections	306,857,782	301,793,540	264,350,000	279,400,000
Sales/Cigarette Taxes	4,384,929	4,575,000	5,032,500	5,032,500
Collected in Lieu of Taxes	805,751	750,000	500,000	500,000
Industrial Facilities Tax	1,509,226	1,850,000	1,550,000	1,550,000
Penalties and Other Taxes	275,035	170,000	170,000	170,000
Total Taxes	**$ 313,832,723**	**$ 309,138,540**	**$ 271,602,500**	**$ 286,652,500**
Licenses and Permits				
Marriage and Other Licenses	44,108	45,000	42,047	42,047
Concealed Weapon Permits	733,791	900,000	921,817	921,817
Total Licenses and Permits	**$ 777,899**	**$ 945,000**	**$ 963,864**	**$ 963,864**
Federal Grants and Contracts				
Federal Grants and Contracts	3,594,765	5,599,389	6,524,792	6,590,027
Total Federal Grants and Contracts	**$ 3,594,765**	**$ 5,599,389**	**$ 6,524,792**	**$ 6,590,027**
State Grants and Contracts				
Other State Grants and Contracts	16,466,798	11,195,649	15,311,535	16,377,757
State Sales Tax	51,243,820	52,651,312	40,053,585	40,053,585
State - Court Equity	13,333,307	13,500,000	11,500,000	12,500,000
Total State Grants and Contracts	**$ 81,043,925**	**$ 77,346,961**	**$ 66,865,120**	**$ 68,931,342**
Local Grants and Contracts				
Other Local Grants and Contracts	341,032	301,346	440,719	440,739
Total Local Grants and Contracts	**$ 341,032**	**$ 301,346**	**$ 440,719**	**$ 440,739**
Charges for Services				
Indirect Cost Allocation	3,487,427	3,434,599	4,011,632	4,011,632
Board of Prisoners	2,348,821	4,035,000	2,500,000	2,500,000
County Treasurer	127,400	165,000	155,000	158,255
County Clerk	3,753,425	3,776,800	3,879,756	3,879,756
County Elections	65,875	156,170	96,028	96,028
Register of Deeds	6,330,800	6,721,810	6,549,974	6,251,400
Fines and Forfeitures	797,648	745,000	571,614	571,614
Sheriff Court Fees	265,508	400,000	400,000	400,000
Jury Trial Fees	638,205	594,000	576,686	576,686
Sheriff Fees and Permits	89,732	125,500	125,500	125,500
Reimbursements-Other Governments	63,282,863	82,319,562	79,744,891	78,888,865
Reimbursements-Agencies,individuals	1,738,277	2,044,450	2,031,301	2,031,301
Parking and Other Fees	23,775,128	22,500,000	11,500,000	11,500,000
Property Transfer Tax (Note 1)	7,398,250	6,800,000	5,780,000	6,800,000
Misc Fees and Other Reimbursements	7,920,157	8,881,226	7,877,433	46,032,470
Total Charges for Services	**$ 122,019,515**	**$ 142,699,117**	**$ 125,799,815**	**$ 163,823,507**

GENERAL FUND
DETAIL OF REVENUE AND EXPENDITURES

	2019 ACTUAL	2020 ADOPTED	2021 ADOPTED	2022 PROJECTED
Interest and Rents				
Interest and Rents	6,247,090	1,842,076	1,464,474	1,114,705
Total Interest and Rents	**$ 6,247,090**	**$ 1,842,076**	**$ 1,464,474**	**$ 1,114,705**
Other Revenue				
Contractual Police Services	20,048,823	21,042,879	17,318,331	22,178,157
Other Revenues	3,458,988	83,500	83,500	83,500
Miscellaneous Recoveries	8,499,543	8,180,000	6,789,400	7,362,000
Total Other Revenue	**$ 32,007,354**	**$ 29,306,379**	**$ 24,191,231**	**$ 29,623,657**
TOTAL REVENUE	**$ 559,864,303**	**$ 567,178,808**	**$ 497,852,515**	**$ 558,140,341**
EXPENDITURES				
Legislative				
County Commission	8,269,649	10,029,709	10,181,495	10,109,474
Total Legislative	**$ 8,269,649**	**$ 10,029,709**	**$ 10,181,495**	**$ 10,109,474**
Judicial				
Third Circuit Court	7,245,349	7,729,715	7,686,829	7,686,829
Total Judicial	**$ 7,245,349**	**$ 7,729,715**	**$ 7,686,829**	**$ 7,686,829**
General Government				
Adult Probation	1,818,748	1,844,273	1,834,273	1,845,273
Office of the County Executive	5,837,642	6,479,181	6,208,912	6,379,816
County Elections	1,531,121	2,739,135	2,333,789	2,337,119
DMB - Assessments & Equalization	1,986,984	2,448,313	2,357,329	2,388,502
DMB - Central Services	17,988,411	29,240,076	28,666,579	28,673,978
Department of Corporation Counsel	7,170,704	8,482,500	9,933,228	9,934,228
Office of the County Clerk	21,136,548	25,072,891	24,037,872	24,174,442
Economic Development Department	0	1,483,797	1,632,864	1,412,750
Human Resources	4,304,014	5,196,094	5,010,337	5,012,341
Office of the Prosecuting Attorney	40,572,782	45,619,554	44,816,733	46,328,295
Office of the Register Of Deeds	7,038,859	8,397,762	8,061,574	7,810,000
R of D Remonumentation Grant	533,475	678,761	600,966	600,966
Office of the County Treasurer	6,643,789	8,262,424	7,034,304	7,121,131
Total General Government	**$ 116,563,077**	**$ 145,944,761**	**$ 142,528,760**	**$ 144,018,841**
Public Safety				
Sheriff	30,538,512	31,893,072	26,226,061	32,425,520
County Jail	102,277,025	107,973,473	92,129,901	108,809,954
Homeland Security	1,602,309	3,121,331	3,159,523	3,301,479
Total Public Safety	**$ 134,417,847**	**$ 142,987,876**	**$ 121,515,485**	**$ 144,536,953**

GENERAL FUND
DETAIL OF REVENUE AND EXPENDITURES

	2019 ACTUAL	2020 ADOPTED	2021 ADOPTED	2022 PROJECTED
Public Services and Works				
Public Services - Environment	351,810	529,367	511,504	511,504
Total Public Services and Works	**$ 351,810**	**$ 529,367**	**$ 511,504**	**$ 511,504**
Health and Welfare				
Indigent Health Care	9,498,266	9,574,955	2,581,141	2,581,673
Medical Examiner	7,127,645	7,517,229	7,579,898	7,702,724
Health/Community Programs	624,023	773,851	757,567	783,434
Veterans Affairs	159,905	324,386	223,524	220,434
Administration Services	6,840,817	9,026,994	7,482,670	7,378,980
Cooperative Extension Serv	285,298	405,414	369,657	370,269
Total Health and Welfare	**$ 24,535,956**	**$ 27,622,829**	**$ 18,994,457**	**$ 19,037,514**
Non-Departmental				
Liability Payments	489,444	4,000,000	3,651,415	4,000,000
Building Rental	20,616,252	17,651,938	17,616,938	17,616,938
Other Non-Departmental	19,179,166	19,797,061	18,345,036	18,631,336
Total Non-Departmental	**$ 40,284,862**	**$ 41,448,999**	**$ 39,613,389**	**$ 40,248,274**
TOTAL EXPENDITURES	**$ 331,668,549**	**$ 376,293,256**	**$ 341,031,919**	**$ 366,149,389**
REVENUES OVER(UNDER) EXPENDITURES	**$ 228,195,754**	**$ 190,885,552**	**$ 156,820,596**	**$ 191,990,952**
OTHER FINANCING SOURCES (USES)				
Operating Transfers In	26,355,311	15,561,185	28,930,101	(4,758,068)
Operating Transfers Out	(251,980,954)	(206,446,737)	(185,750,697)	(187,232,884)
TOTAL OTHER FINANCING SOURCES (USES)	**$ (225,625,643)**	**$ (190,885,552)**	**$ (156,820,596)**	**$ (191,990,952)**
REVENUES AND OTHER SOURCES OVER (OVER) EXPENDITURES	**$ 2,570,112**	**$ -**	**$ -**	**$ -**

GENERAL FUND COMPARISON OF EXPENDITURES

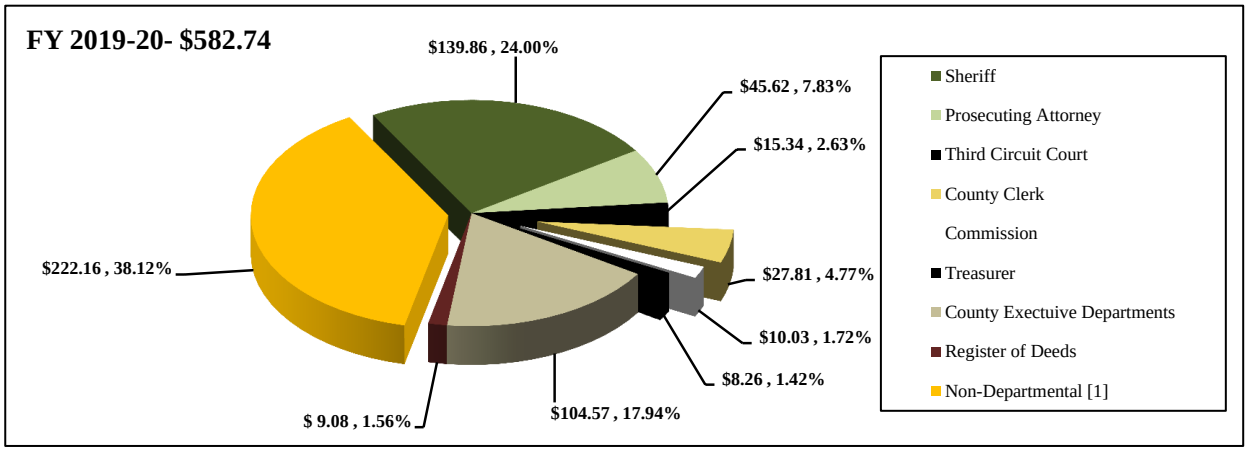

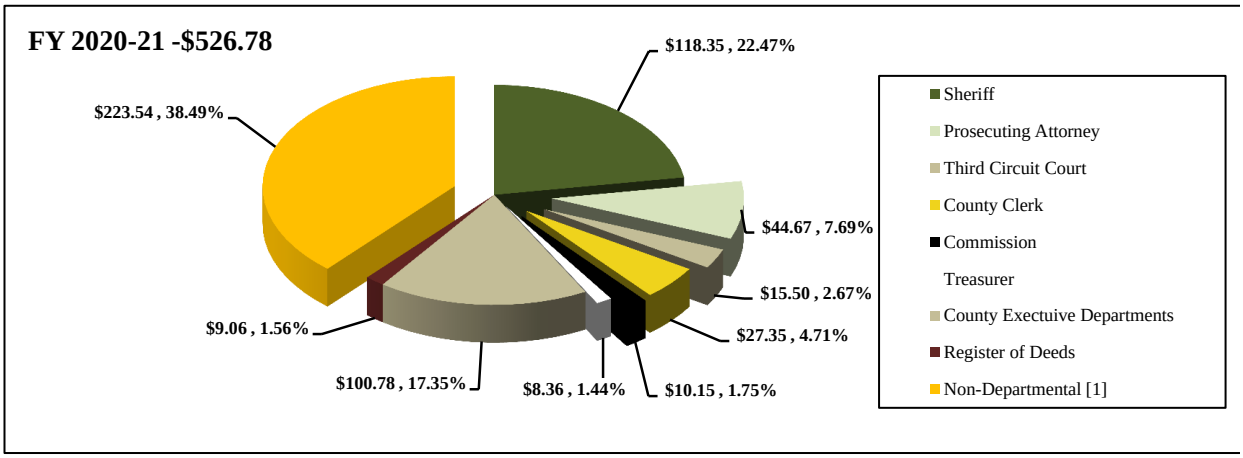

(In Millions)

	2020 Adopted Budget	2021 Adopted Budget	Incr/Decr 2020 to 2021	2022 Projected Budget	Incr/Decr 2021 to 2022
Sheriff	$ 139.86	$ 118.35	-15.38%	$ 141.23	19.33%
Prosecuting Attorney	45.62	44.82	-1.76%	46.33	3.37%
Third Circuit Court	15.34	15.30	-0.28%	15.30	0.00%
County Clerk	27.81	26.37	-5.18%	26.51	0.53%
Commission	10.03	10.18	1.51%	10.11	-0.71%
Treasurer	8.26	7.03	-14.86%	7.12	1.23%
County Exectuive Departments	104.57	93.26	-10.82%	93.45	0.20%
Register of Deeds	9.08	8.66	-4.56%	8.41	-2.90%
Non-Departmental [1]	222.16	202.80	-8.71%	204.92	1.04%
Total All Funds	**$ 582.74**	**$ 526.78**	**-9.60%**	**$ 553.38**	**5.05%**

[1] Includes inter-fund transfers to other funds to support other programs

DESCRIPTION OF MAJOR GENERAL FUND REVENUES

General Fund Revenues including transfers from other operating sources total $526.78 million. Major General Fund revenues are categorized using the County's chart of accounts and are based on the sources of funding. Listed below are brief descriptions of major revenue sources collected and accounted for in the County's Adopted General Fund Budget as it appears in the Summary of Revenues and Expenditures in the beginning of this section, as well as the associated percentage of the total revenues in the General Fund (totaling 100%).

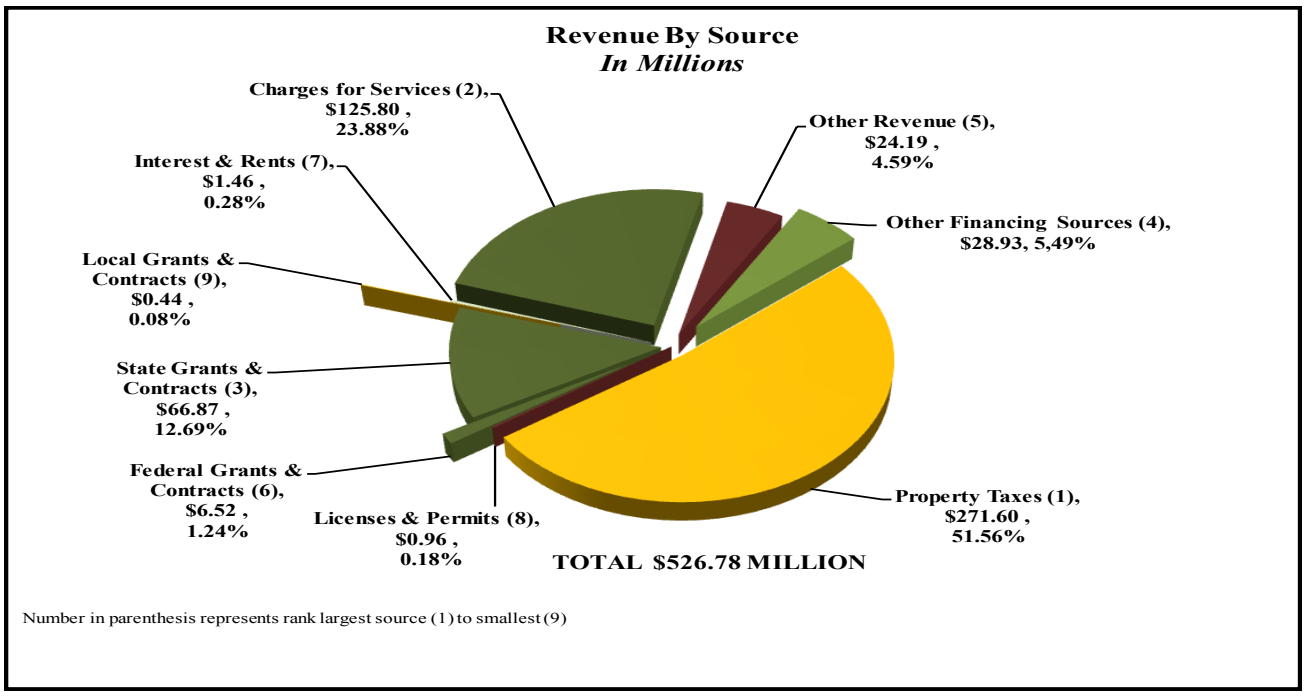

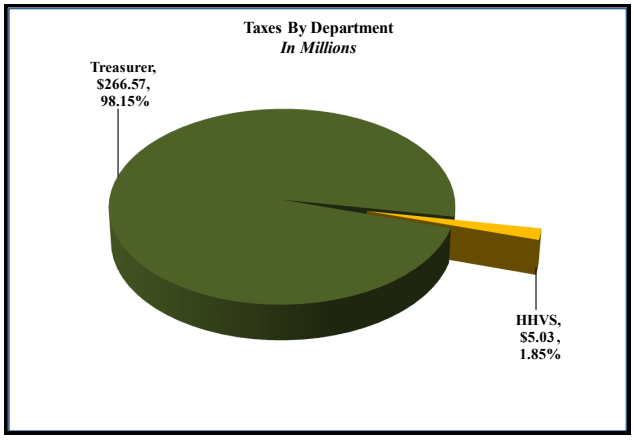

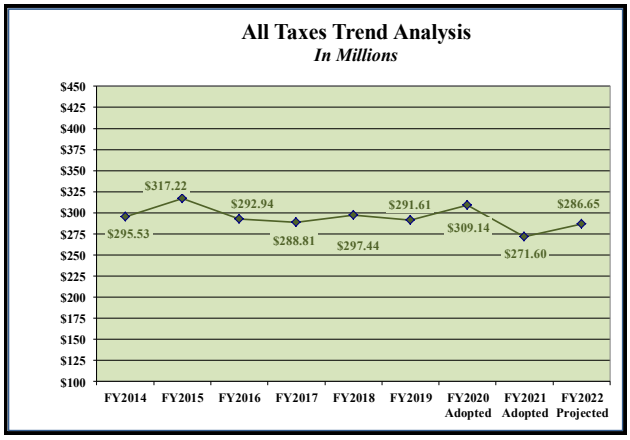

TAXES – 51.56%

Taxes total $271.06 which is $37.54 million and 12.14% less than the prior year's adopted budget. Taxes represent the largest source of revenue for the General Fund.

Property tax revenues, based on the levy of the County General Fund millage, are budgeted at $265.10 million, a decrease of $37.69 million relative to the prior year.

Property taxes represent 51.06% of total general fund revenues. Other Taxes included in this category total $6.50 million and will be discussed later in this document.

Tax collections are projected to decrease from FY 2019-20. The Decrease in Property Tax revenues is the result of anticipated lost revenues resulting from the Covid - 19 pandemic crisis.

Property taxes are levied twice annually using two different property tax values. In December 2020, tax collections for the Special Assessment Taxes will be levied based on the County's July 2020 certified Taxable Values of $44.99 billion. The levy generates tax revenue for the General Fund as well as the County Park, Soldiers Relief and Youth Funds. The General Fund is anticipated to receive $67.22 million from the December levy. This is down by 6.23 million from prior year. The General Operating Tax Levy, the larger of the two levies at $212.77 million, will be levied in July 2021 and is based on the County Assessor's projected County property Taxable Values (TV) of $45.44 billion. The two levies, adjusted for tax tribunal refunds of $0.75 million, net to total property tax collections of $264.35 million.

In FY 2015, by a vote of the people, the State's Personal Property Tax (PPT) was repealed. Historically, this tax allowed local municipalities and counties to levy taxes on the taxable value of equipment and other non brick and mortar property and the revenue was to be used for general operating purposes. Beginning in FY 2016, municipalities and counties that were impacted by the loss of tax revenue were to be made whole by State Sales Tax as determined by the State. The State Sales tax replacing the PPT lost revenue is being budgeted as reimbursement in State Grants and Contracts and $12.50 million is included in the budget.

Taxes peaked in FY 2007-08 but had double digit declines for a number of years after. The chart below illustrates the historical trend in General Fund Property Tax collections over the prior 10 years and including the Adopted and Projected Budgets, projects collections 5 years forward. It illustrates that prior to the onset of the pandemic, the recovery has begun. However as the result of the pandemic and the economic turmoil which accompanied it, the County is now projected that Taxes will hit a new post "Great Recession" low in FY 2021 with only $271.60 million anticipated to be collected. As the major revenue source, taxes still represent just under fifty-two percent of the $526.78 million total General Fund revenue for FY 2019-20.

A more in-depth discussion of the calculation of property taxes can be found in the Budget Summary All Funds section.

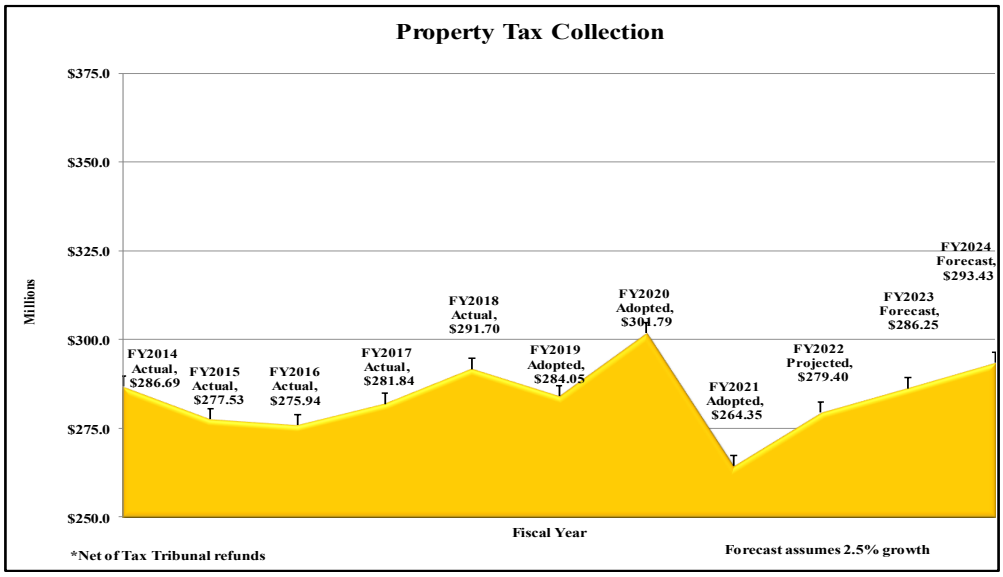

Other Taxes

The County collects taxes from other sources in addition to property taxes. Taxes on Cigarette sales, $5.03 million, in Lieu of Taxes, $0.50 million; and Penalties and Other Taxes, $0.17 million; all project minimal changes from the prior year and are based on collection history provided by the Treasurer's office except for taxes on cigarettes.

These taxes do not significantly vary from year to year. Industrial Facilities Taxes (IFT), also levied based on the County's taxable values is budgeted to decrease by $0.30 million to $1.55 million.

LICENSES AND PERMITS - 0.18%

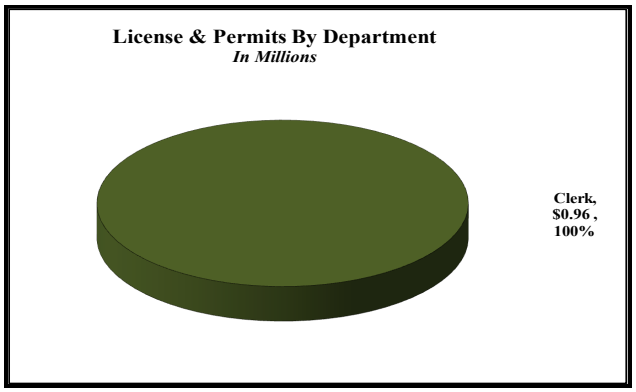

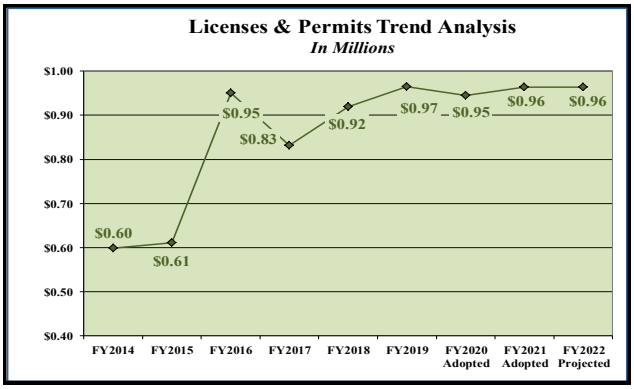

Licenses and Permits total $0.96 million. This revenue is generated from charges associated with the issuance of concealed weapons permits, $0.92 million, and marriages and other licenses, $0.04 million. These revenues represent a very small portion of the budgets and are based on historical collections.

FEDERAL GRANTS AND CONTRACTS – 1.24%

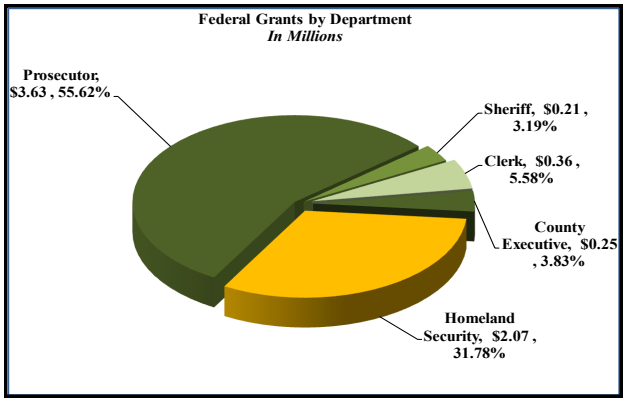

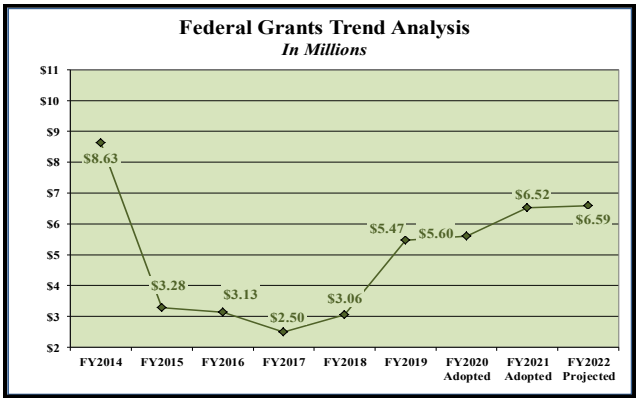

Federal Grants and Contracts totaled $6.52 million, or 1.24%, of the General Fund revenues and ranks sixth out of nine of the major revenue sources. This represents an increase of $0.93 million and 16.53% from the 2019-20 Budget. Federal Grants are comprised of funding for crime prevention and victims of crime programs in the County Clerk's Office - $0.40 million and in the Office of the Prosecuting Attorney for Crime investigation and prosecution - $3.63 million; Homeland Security and Emergency Management receives funding for the purchase of disaster and security equipment, first-responder training and educational training to the public - $2.10 million; and the County Sheriff receives funding for patrolling all the waters in the county, enforcing seatbelt laws and identifying undocumented criminal aliens housed in the county jail - $0.16 million. The expected revenue for these programs is based on approved grant awards. The Office of the CEO received a grant for $0.25 million for Census and other outreach activities. The increase in this category is primarily due to new grant awards in the Prosecutors office.

All other revenues in this category are based on approved grant awards and contracts, and in certain cases, continuation funding projections of established long term federal grant programs. These program budgets will be reconciled via the budget amendment process once the final awards and contracts are completed.

The increase for FY 2014 are mainly due to new Department of Justice grant awards to Homeland Security. The major recipients of Federal grant dollars in the General Fund are Homeland Security and the Prosecutor to be used for public safety initiatives.

STATE GRANTS AND CONTRACTS – 12.69%

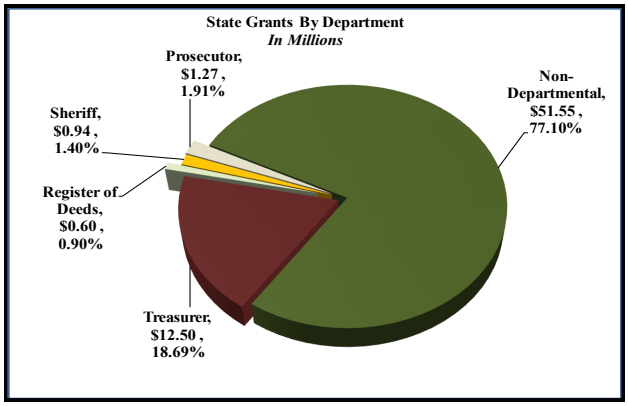

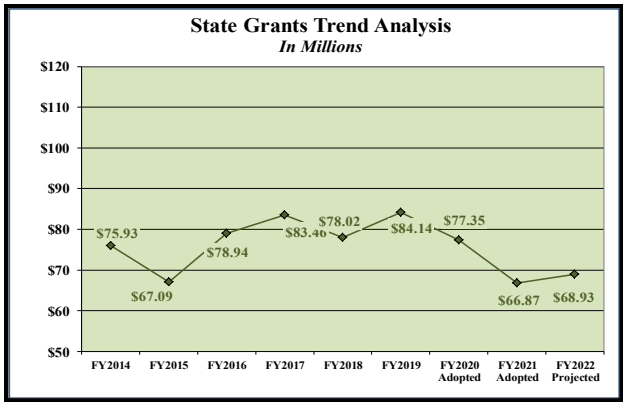

State Grants and Contracts total $66.87 million and is the third largest revenue source for the General Fund. This represents a decrease of $10.48 million and 13.55% from the 2019-20 Adopted Budget. This category includes State funded programs such as State revenue sharing payments, $40.05 million, a decrease of $12.60 million from last year. The reduction is due to reductions at the State in reaction to the Covid-19 pandemic. The County uses 100% of the State revenue sharing payments for operations. The County receives $11.50 million in court equity payments to partially offset the cost of the Circuit and Probate Courts. State reimbursement for the PPT repeal is also included in this category, $12.5 million.

The Sheriff and Prosecuting Attorney receive $2.81 million for crime investigation and prosecution; and the Register of Deeds receives funding for the Remonumentation program, $0.60 million.

State Grants and Contracts revenues are based on approved grant awards and contracts, and in certain cases such as revenue sharing mentioned above, continuation funding based on the Governor's State budget recommendation.

LOCAL GRANTS AND CONTRACTS – 0.08%

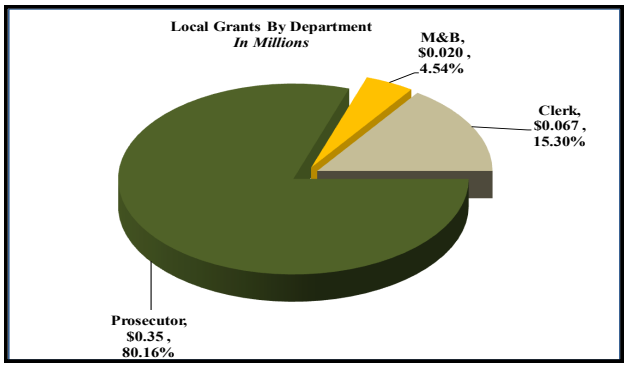

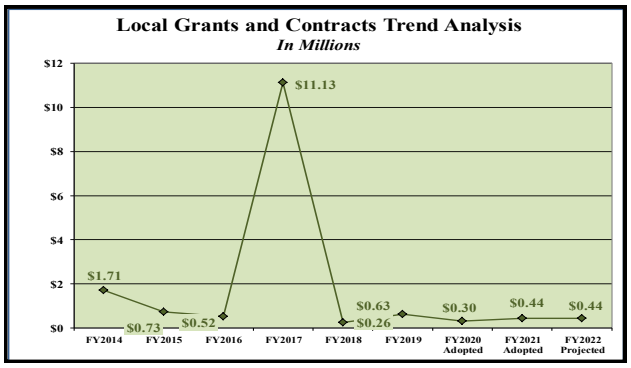

Local Grants and Contracts total $0.44 million and is the ninth largest of the revenue sources for the General Fund. This represents an increase of $0.14 million and 46.25% from the 2019-20 Adopted Budget. The Prosecutor receives funds from the City of Detroit for review and oversight of the city's crime lab totaling $0.35 million.

The increase of $10.61 million in FY 2017 is due to the recording of proceeds of properties sold under the Wayne County Land Bank and returned to the General Fund.

Revenues in this category are based on approved grant awards and contracts, and in certain cases, continuation funding projections of established long term grant programs.

CHARGES FOR SERVICES – 23.88%

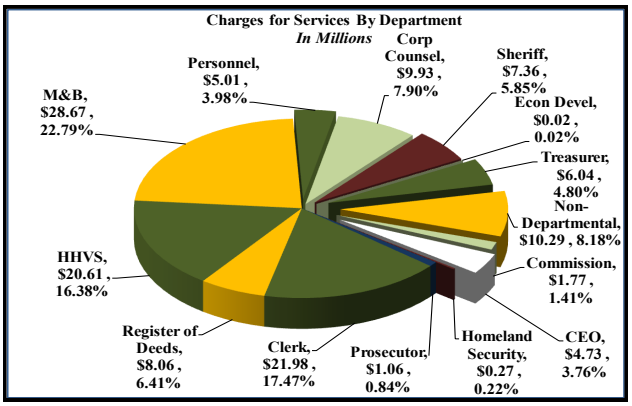

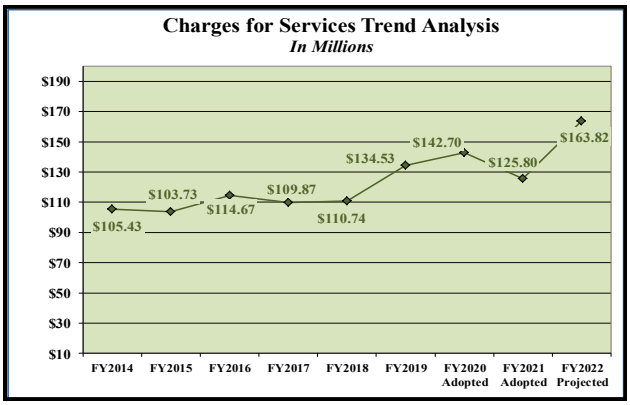

Charges for Services category accounts for $125.80 million of the General Fund's revenue and is the second largest source of revenue in the General Fund. This represents a decrease of $16.90 million and 11.84% from the 2019-20 Adopted Budget. A variety of charges and fees for services assessed by numerous departments including inter-departmental charges for services as well as reimbursements from various agencies and individuals for services provided are included in this category.

As seen in the trend graph in the next column above, there is an increase in revenues starting in FY 2018 and continuing through FY 2022. This is the result of increased inter-fund allocations to fund the operations of Management and Budget and Personnel in order to fund the new ERP system and deferred training expenditures that were added to the budget during those years. Other fluctuations that occur over the years are from a change in the volume of services provided to the public by certain departments such as the County Clerk, the Treasurer and Health, Veterans and Community Services or changes in services provided by the Jails such as Board of Prisoner fees to state and federal agencies.

Charges and fees are established by resolution, ordinance, state law and/or intergovernmental or other agreements between the servicing department and service recipient.

- Indirect Cost revenue totals $4.01 million, an increase of $0.58 million and 16.80%. General governmental functions can be charged to various County operations based on the County's most current indirect cost plan.

- Board of Prisoner reimbursements for the boarding of prisoners, $2.50 million in the Sheriff's Office, is budgeted from the following sources: $1.70 million in reimbursements from the State of Michigan for housing diverted felons and parole violators, and $0.80 million for reimbursements from local governments for the housing of ordinance violators.

- The County Treasurer, $0.15 million, collects fees for tax and deed certifications. Warranty deeds, deeds which contain a Covenant of Warranty, Land contracts and assignments of Land Contract must be certified for payment of property taxes by the Wayne County Treasurer before they can be recorded with the Register of Deeds. This revenue source historically does not change significantly from year to year.

- The County Clerk, $3.98 million, collects revenue from birth, death and marriage certificates, carrying concealed weapons (CCW) permits and campaign finance service fees. These revenues are budgeted to increase by $0.09 million compared to last year.

- The Register of Deeds collects other fees; recording of deeds, mortgages and other real estate related transactions, $6.55 million. These revenues are a decrease of $1.70 from 2019-20.

- Fines and Forfeitures includes fees related to bonds posted, prosecution fees and abandoned housing charges and is budgeted at $0.57 million, a decrease of $0.17 million from prior year.

- Sheriff Court Fees, $0.40 million, are collected for process serving of legal documents, such as personal protection orders, bank foreclosure notices, and jury trial charges. This amount remains unchanged from prior year.

- Reimbursements - Other Government is budgeted $79.74 million which is a $2.57 million increase from prior year's adopted budget. Included in Charges for Services revenue category is revenue for services provided by various general fund departments to other departments or governmental entities. These include: the Department of Corporation Counsel, $9.76 million, for legal services; the Department of Management and Budget, $28.64 million, for accounting and financial services; and Personnel, $5.01 million, for human resource management. In addition, the County Clerk

provides court services to the Third Circuit Courts, $16.93 million and $19.41 million from various other County departments and agencies are also included in this category. With the exception of the revenue derived from the clerk services to the Circuit Court which is reimbursement for County Clerk staff salaries performing services in support of the Court, these revenues are based on prior year experience or contractual arrangements.

- Reimbursements – Agencies and Individuals budget totals $2.03 million, a decrease from the prior year of $0.01 million. Revenues in this category are derived from autopsies, traffic violations, inmate charges and other reimbursement from other agencies for services provided by the County. The reduction in this category is resulting from lower collection of Sheriff traffic an ordinance fees and is based on actual historical collections.

- Airport Parking Tax revenue of $11.50 million is budgeted and represents the County's share of proceeds from off-site parking taxes at the Wayne County-Detroit Metropolitan Airport. This revenue is dependent on the level of airport parking traffic. As the result of the pandemic, air travel and therefore parking at and near the airport is expected to be down by 49 percent.

- Property Transfer (real estate) taxes are collected, from recording the transfer of properties, $5.78 million, and are budgeted for general purposes in the General Fund. Prior to FY 2016-17, this revenue had been grouped in Taxes and is being reclassified to conform with the State Chart of Accounts.

- Miscellaneous Fees and Other Reimbursements, $7.88 million, a decrease of $1.00 million compared to prior year. This revenue source includes collection of copy and search services, $1.32 million for the Register of Deeds; Treasurer administrative fees, $5.20 million; $0.22 million from service provided by Sheriff's operations and $1.14 million for several other departments' miscellaneous receipts.

INTEREST AND RENT– 0.32%

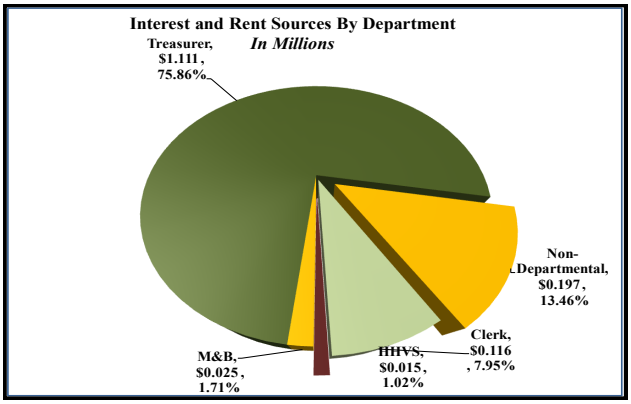

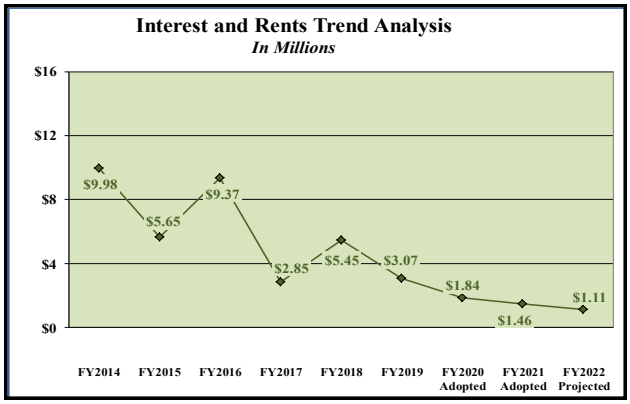

Interest and Rent represents the seventh largest source of revenue in the General Fund, is budgeted at $1.83 million and 0.32% of total General Fund revenues. This represents a decrease of $1.22 million from the prior year. Other revenue sources in this category include building rent reimbursement for the various departments.

During FY 2015-16, the County paid off the Wayne County Building Authority debt issuance used for building and building improvements. This resulted in a reduction of interest payments from the General Fund to the Building authority, $3.00 million. In FY 2016-17, the County paid off debt issuances related to the Juvenile Detention Facility.

OTHER REVENUE – 4.59%

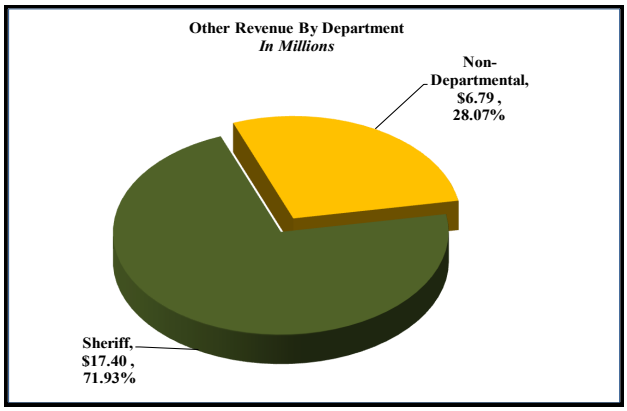

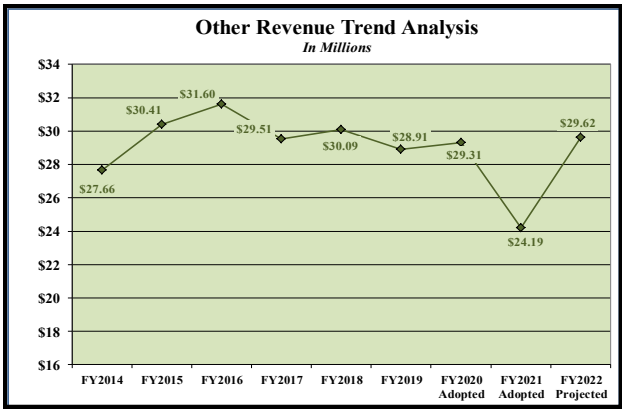

Other Revenue, which is the fourth largest source of revenue in the General Fund, is budgeted at $24.19 million, a decrease of $5.12 million from the prior year. Sheriff security provided to the Third Circuit Court and other certain other elected offices is budgeted at $17.32 million, a decrease of $3.72 million. Also included in this category are Miscellaneous Recoveries, $6.79 million. This revenue is recovered from the State of Michigan, under the Tri-County Convention Facilities Tax – liquor tax and other miscellaneous revenue, and is $1.39 million less than prior year. The budgeted amount for the liquor tax is an estimate issued by the state.

In the graph above, the significant reduction in expense in FY 2021 is the result of using Federal CARES grant funding for eligible costs associated with Sheriff Court security. The increase over time, up to FY 2016, is the result of the steady increase in pension and fringe benefit costs incurred for the Sheriff security officers. In FY 2017, the full impact of pension and fringe benefit expense reductions resulting from the CEO's Recovery plan implementation in FY 2015 and FY 2016 is realized in FY 2017 and forward.

OTHER FINANCING SOURCES – 5.49%

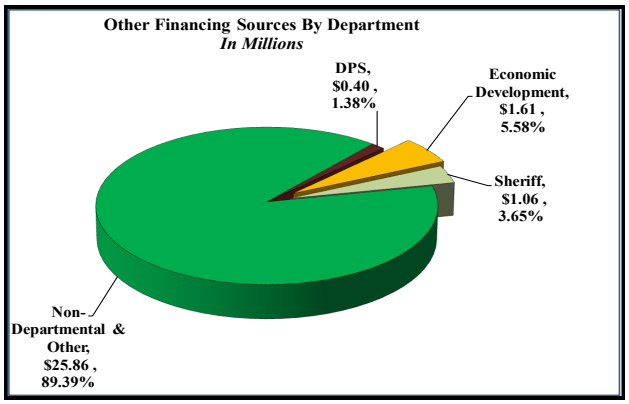

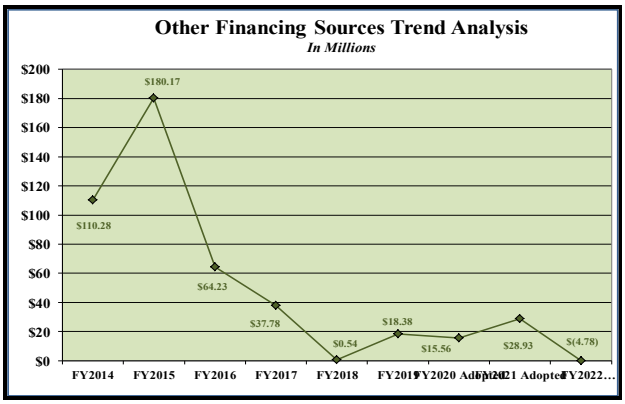

The Other Financing sources ranks fifth out of nine on the list of revenue sources and is budgeted at $28.93 million, an increase of $13.37 million. This increase is primarily derived from increases in the transfers from the Delinquent Tax/Forfeiture Programs required to support General Fund operations, $30.50 million. Offsetting this reduction, the County is budgeting a surplus of $5.39 million in Other Financing Sources to reflect additional operational improvements as the result of the continuation of the savings from the County's Recovery Plan instituted during FY 2015-16.

In FY 2014, and FY 2015, the General Fund received additional transfers of $40.0 million and $103.1 million respectively, in addition to amounts budgeted for operations from the Delinquent Tax Revolving Fund applied against the accumulated deficit.

Adopted Budget FY 2020-2021
and
Projected FY 2021-2022

DEPARTMENTAL SUMMARIES

CIRCUIT COURT

Adopted Budget FY 2020-2021
and
Projected FY 2021-2022

WAYNE COUNTY
THIRD CIRCUIT COURT

EXPENDITURE ANALYSIS
FISCAL YEAR 2020-2021
(In Millions)

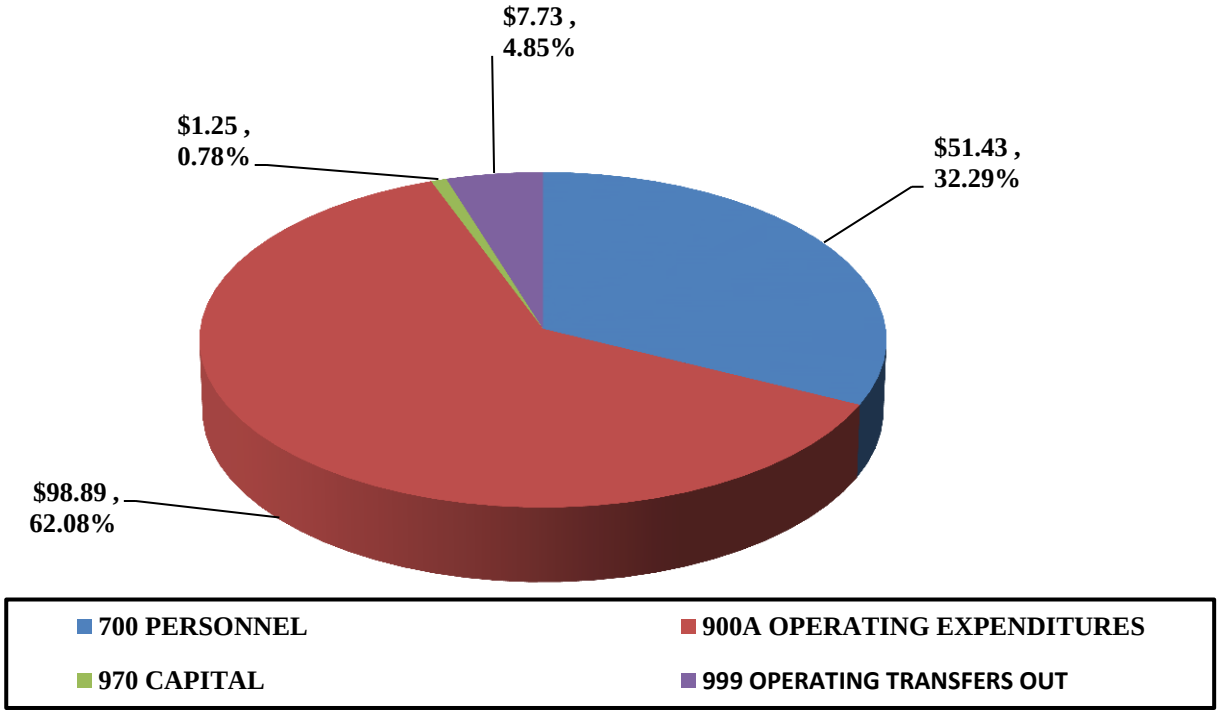

EXPENDITURE TREND ANALYSIS
FISCAL YEAR 2016-2017 THROUGH 2020-2021

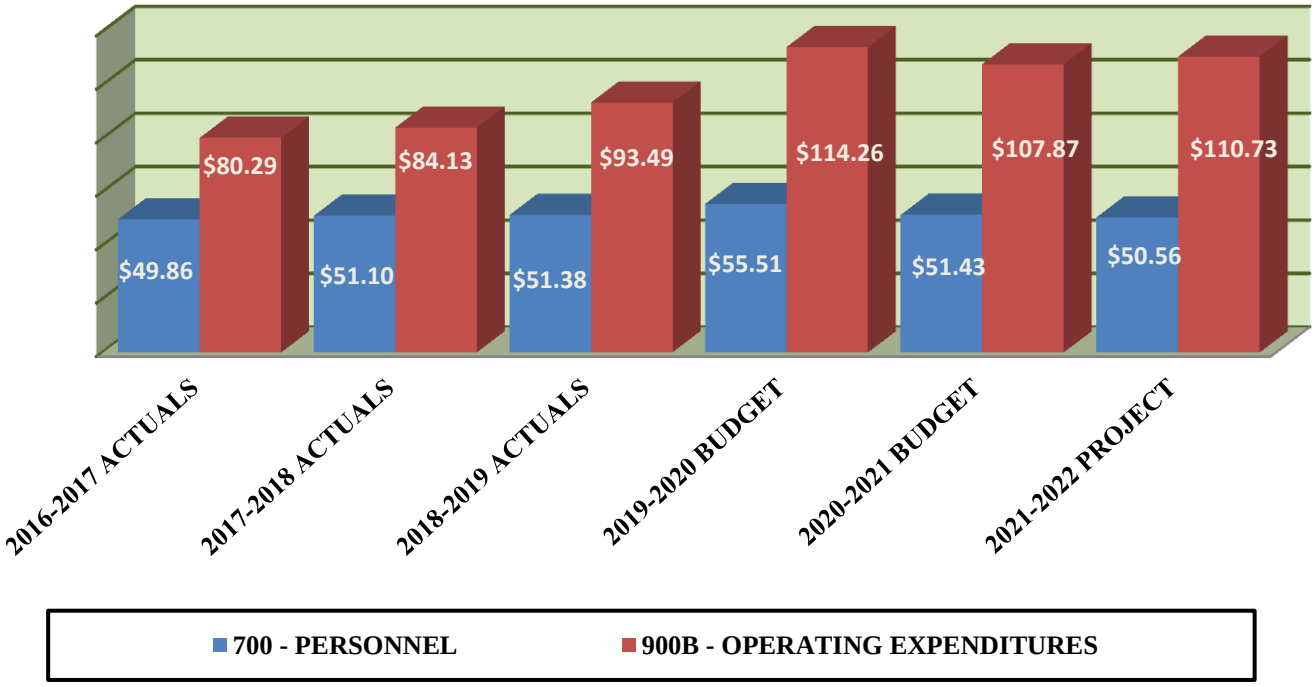

THIRD CIRCUIT COURT

MISSION

To serve the public by providing a fair, accessible, effective and responsive forum for the resolution of general civil, domestic, criminal and juvenile matters that come before the Court.

Budget Summary All Funds

	FY 2018-2019 Budget	FY 2019-2020 Budget	FY 2020-2021 Budget	FY 2021-2022 Projected Budget
Total Departmental Expenditures	$ 144,491,725	$ 169,768,968	$ 159,295,287	$ 161,287,013
Departmental Revenue				
Federal Grants and Contracts	23,776,481	24,177,814	23,827,647	23,946,211
State Grants and Contracts	8,942,517	25,931,988	25,620,123	25,620,123
Local Grants and Contracts	4,772,466	2,459,082	1,980,242	1,980,242
Charges, Fees, and Fines	6,799,398	6,783,503	5,510,220	5,510,220
Other Revenue	511,490	463,948	630,000	630,000
Other Financing	3,642,008	4,200,838	3,063,555	2,152,156
Operating Transfers In	80,743,105	90,410,905	83,365,496	86,150,057
Total Revenue	$ 129,187,465	$ 154,428,078	$ 143,997,283	$ 145,989,009
General Fund General Purpose	$ 15,304,260	$ 15,340,890	$ 15,298,004	$ 15,298,004
Total Budgeted Positions	**693**	**693**	**629**	**629**

Contact: **Chief Judge Timothy M. Kenny**

701 Coleman A. Young Muncipal Center - Two Woodward Ave., Detroit, MI. 48226 - Phone (313) 224-5430

** Note: The data above excludes the grant from the General Fund in order to present the proper department expenditures. Also, as a result of*

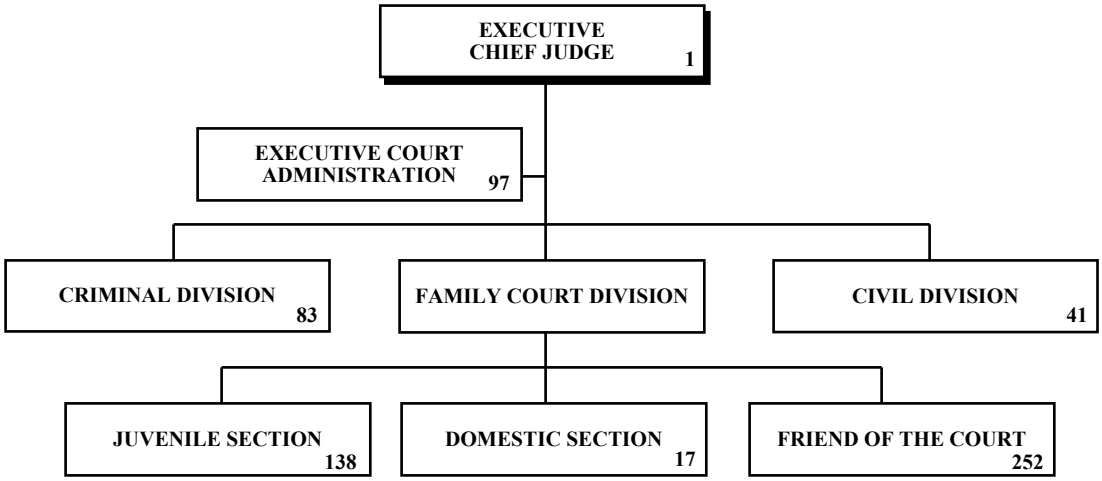

THIRD CIRCUIT COURT

MAJOR ACTIVITIES AND DESCRIPTIONS

The mission of the Third Circuit Court (the "Court") is to provide accessible and equal justice with timely dispute resolution. The overall function of the Court is to carry out justice, resolve disputes, protect individuals, deter and punish crime, ensure fair access, provide for restitution, and generally uphold the law. The National Center for State Courts has cited the Third Judicial Circuit Court as one of the model urban courts in the United States for caseflow management and the timely disposition of the Court's docket. The Court was awarded the 2015 Tyler Technologies Public Sector Excellence Award for its success in innovation and efficiency. The Third Circuit is the largest circuit court in Michigan with 58 judges and three main operating Divisions functioning out of four locations.

The Chief Judge efficiently and effectively operates the Court and sizable bench in a centralized philosophical method with the collaboration of appointed Presiding Judges in each Division to conduct day-to-day operations, the establishment of committees comprised of diversified judges, and an outstanding, goal-oriented administrative team led by the Executive Court Administrator to monitor and direct all functions of the Court, including strategic planning, progress development, and implementation of policies and procedures and a variety of other activities and functions.

CIVIL DIVISION:
Coleman A. Young Municipal Center, 2 Woodward Avenue, Detroit, Michigan
The Civil Division is comprised of 18 Judges, including the Chief Judge. The Civil Division has original jurisdiction in all general civil cases initiated in Wayne County where the amount in controversy exceeds $25,000. This Division serves as the appellate court for civil appeals from every district court in Wayne County, and for administrative agency decisions. The Civil Division includes the Business Court with jurisdiction over business and commercial disputes as defined by statute.

CRIMINAL DIVISION:
Frank Murphy Hall of Justice, 1441 St. Antoine, Detroit, Michigan
The Criminal Division is comprised of 23 Judges, including the Chief Judge Pro Tem, and has sole jurisdiction over all felony and high misdemeanor offenses committed in Wayne County. This Division serves as the Appellate Court for criminal appeals filed from every District Court in Wayne County. The Criminal Division manages various ancillary services and departments throughout the Court including Pretrial Services, Mental Health Court, Veteran's Treatment

Court, Swift and Sure Sanctions Probation Program, Adult Drug Treatment Court, and acts as the liaison to a variety of outside local, county, state, and federal agencies whose business function impacts this division.

FAMILY DIVISION – JUVENILE:
Lincoln Hall of Justice, 1025 E. Forest, Detroit, Michigan
The Juvenile Section of the Family Division is comprised of 6 Judges, which includes one cross-assigned Probate Judge, and 13 Juvenile Attorney Referees. The Juvenile Section is responsible for hearing juvenile delinquency matters, child abuse and neglect, adoption, guardianship, and all traffic and ordinance violations committed by juveniles in Wayne County. Other juvenile support and ancillary services provided by this Division include adoptions, the Court Appointed Special Advocate Program, Intake, Juvenile Drug Court, Juvenile Services Unit, and the Clinic for Child Study. In addition to monitoring and support services to youthful offenders, therapists, clinicians, and probation officers provide the Court with progress reports, recommendations, and expert testimony.

FAMILY DIVISION – DOMESTIC RELATIONS:
Coleman A. Young Municipal Center, 2 Woodward Avenue, Detroit, Michigan
The Domestic Relations Section of the Family Division is comprised of 11 Judges, including one cross-assigned Probate Judge. This Section of the Family Division is responsible for hearing all divorce, paternity, personal protection orders, emancipation of minors, name changes, parental waivers, and infectious disease matters filed in Wayne County.

FRIEND OF THE COURT:
Main Office – Penobscot Building, 645 Griswold, Detroit, Michigan
Branch – Coleman A. Young Municipal Center, 2 Woodard Avenue, Detroit, Michigan
Third Circuit's Friend of the Court (FOC) is the largest in the State of Michigan with well over 260,000 domestic relations cases active at any time. The Friend of the Court's departments, and 13 Domestic Relations Attorney Referees' primary responsibilities are case initiation, assessment, enforcement, evaluating, investigating, reporting, and making recommendations to the Court on matters of custody, parenting time, child and spousal support, as well as providing mediation as an alternative method of dispute resolution. The FOC staff serves on a variety of local and state committees and organizations, as well as participates in a number of work sessions, meetings, and conferences to continually work toward the enhancement and improvement of child support programs throughout the state. The FOC also manages a Call Center that handles over 16,000 child support and parenting time calls each month.

EXECUTIVE COURT ADMINISTRATION:
Executive Court Administration provides for overall supervision of the Court and furnishes a variety of support services to each Division and the Judges. The various departments funded under this activity have personnel serving in each Court location and include Court Administration, Assigned Counsel Services, Budget and

THIRD CIRCUIT COURT

***MAJOR ACTIVITIES AND DESCRIPTIONS** continued*

Finance including Court Collections in Juvenile and Criminal Divisions, Human Resources, Jury Services, Case Processing, Information Technology Systems Bureau, and Purchasing and Facilities Management.

GRAND JURY: The Circuit Court Judges who are empowered with the responsibility of investigating criminal activity vote to request a citizen's grand jury. Wayne County, through a budget administered by the Circuit Court, funds the expenses of the grand jury. The Chief Judge may also appoint a one-man grand jury, who is a Circuit Court Judge.

FISCAL YEAR 2019-2020 ACCOMPLISHMENTS AND HIGHLIGHTS

BUDGET AND FINANCE

The Office of Budget and Finance is responsible for the processing and recording of accounting and financial information for the Court. The office's responsibilities include budget and accounting services for general fund accounts, grants and contracts, and fiduciary accounts; accounts receivable and accounts payable processing; financial reporting; and collections.

Accounts Payable
The Accounts Payable Unit processes payments to contractors and vendors that provide service to the Court. The unit is currently working with the IT Department to automate the payment process for high volume requests from vendors who provide language interpreting services, per diem court reporting services, transcripts and house counsel attorneys. During fiscal year 2017-2018, in addition to processing vendor, contractual payments and attorney payments for all Court Divisions, this unit processed payment more than 6,400 requests from the aforementioned vendors. Implementing an automated payment system for these high volume requests will be a significant technological improvement to the Court. The unit is also reviewing and streamlining other payment forms and processes as part of several strategic initiatives.

Court Collections
The Collections Unit, which is responsible for the collection of court-imposed costs, fines, and fees, is one of the top priorities of the Court. The Collections Unit in the Juvenile Division was established at the start of fiscal year 2014. During fiscal year 2018, $23,104 was collected in court costs and attorney fees in the Juvenile Division. In February 2015, the Collections Unit devoted staff to the Criminal Division in order to increase collection efforts. During fiscal year 2018, $3,768,732 was collected in court costs, attorney fees, and late fees in the Criminal Division. In addition, the unit mailed out 6,261 delinquency notices, and established 1,048 payment agreements.

Budget and Grants Accounting
The Budget Unit and Grants Accounting Unit are responsible for managing and analyzing performance of the Court's general fund, capital fund, and grant funded programs for short and long-term planning. This includes preparing and submitting annual budgets, annual five year capital improvement plans, and quarterly revenue and expenditure projections to Wayne County in accordance with deadlines required by the County. The Grants Unit is responsible for all financial requirements set forth in the terms and conditions of all Court grant awards, which includes adherence to applicable federal and state laws, guidelines, financial reporting requirements, and regulations. In fiscal year 2018, the Grants Unit met the financial responsibilities related to the funding of the Friend of the Court (FOC), the Clinic for Child Study, three Juvenile Division Child Care Fund Programs, two Juvenile Division Specialty Court Programs, four Criminal Division Specialty Court Programs, and several other grants. The total available funding managed by the Grants Unit for these programs exceeds $32.4 million, with approximately $23.6 million for the FOC and $8.8 million for other grants.

The Financial Services Unit (FSU) provides financial support to the Wayne County Friend of the Court. The primary function of FSU is local receipting of child support. In 2018, FSU processed 23,521 transactions totaling approximately $7.1 million. Ancillary functions include suspense management and arrears adjustments in accordance with State and other applicable authoritative guidelines.

THIRD CIRCUIT COURT

NEW INITIATIVES FOR FISCAL YEAR 2020-2021

FOC PROCESS AUTOMATION: Work with external vendor ImageSoft to implement workflow in the FOC Case Establishment department. This workflow will allow the paperless processing and automation of this department, improving efficiencies and time standards.

TECHNOLOGY COURT REPORTING SYSTEMS: Create a command center to monitor and maintain 52 JAVS video court reporting systems

OFFICE WORKFLOW IMPROVEMNTS: Automate invoice processing certain high volume transactions for transcript requests, per diem court reporters and interpreters to allow Budget and Finance to process invoices electronically.

THIRD CIRCUIT COURT

Financial Report

		FY 2018-2019 Budget	FY 2019-2020 Budget	FY 2020-2021 Budget	FY 2021-2022 Projected Budget
00101	**General Fund**				
130	**Third Circuit Court**				
	Revenues				
	State Grants and Contracts	451,500	0	0	0
	Total Revenues	**$451,500**	**$0**	**$0**	**$0**
	Third Circuit Court				
	Expenditures				
	Services and Contractual Serv	15,755,760	7,729,715	7,686,829	7,686,829
	Operating Transfers Out	0	7,611,175	7,611,175	7,611,175
	Total Expenditures	**$15,755,760**	**$15,340,890**	**$15,298,004**	**$15,298,004**
260	**Juv. Justice and Abuse/Neglect**				
130	**Other Third Circuit Court Programs**				
	Revenues				
	State Grants and Contracts	0	17,274,964	17,274,964	17,274,964
	Charges, Fees, and Fines	0	25,000	25,000	25,000
	Operating Transfers In	0	7,611,175	7,611,175	7,611,175
	Total Revenues	**$0**	**$24,911,139**	**$24,911,139**	**$24,911,139**
	Expenditures				
	Services and Contractual Serv	0	24,334,466	24,251,728	24,283,392
	Travel	0	104,400	104,400	104,400
	Other Charges	0	347,523	430,261	398,597
	Non Capital Assets	0	124,750	124,750	124,750
	Total Expenditures	**$0**	**$24,911,139**	**$24,911,139**	**$24,911,139**
00292	**Juv. Justice and Abuse/Neglect**				
130	**Other Third Circuit Court Programs**				
	Revenues				
	State Grants and Contracts	1,530,050	1,652,508	1,840,004	1,840,004
	Local Grants and Contracts	4,772,466	2,459,082	1,980,242	1,980,242
	Charges, Fees, and Fines	100,000	50,000	88,000	88,000
	Operating Transfers In	0	0	319,087	319,087
	Total Revenues	**$6,402,516**	**$4,161,590**	**$4,227,333**	**$4,227,333**
	Expenditures				
	Personnel	3,582,774	2,165,331	2,008,032	1,998,857
	Fringe Benefits	888,242	662,039	627,681	626,374
	Pension	1,289,878	662,294	536,260	538,603
	Materials and Supplies	73,450	39,474	58,275	58,275
	Services and Contractual Serv	432,782	457,822	639,027	636,460
	Travel	51,400	71,200	89,192	89,192
	Operating Expenses	46,690	37,130	196,120	208,294
	Rentals	8,800	8,300	15,108	14,515
	Other Charges	22,500	55,000	54,638	53,763
	Non Capital Assets	6,000	3,000	3,000	3,000
	Total Expenditures	**$6,402,516**	**$4,161,590**	**$4,227,333**	**$4,227,333**

THIRD CIRCUIT COURT

Financial Report

		FY 2018-2019 Budget	FY 2019-2020 Budget	FY 2020-2021 Budget	FY 2021-2022 Projected Budget
00835	**Circuit Court**				
130	**Circuit Court - Other Circuit Court Programs**				
	Revenues				
	Federal Grants and Contracts	195,000	288,000	740,914	740,914
	State Grants and Contracts	1,305,423	1,282,272	1,049,211	1,049,211
	Charges, Fees, and Fines	835,758	952,763	135,000	135,000
	Other Revenue	71,490	23,948	30,000	30,000
	Total Revenues	**$2,407,671**	**$2,546,983**	**$1,955,125**	**$1,955,125**
	Expenditures				
	Personnel	987,380	1,024,913	443,132	497,338
	Fringe Benefits	257,365	322,095	153,392	162,637
	Pension	348,163	300,844	116,130	120,716
	Materials and Supplies	19,805	25,830	115,357	99,130
	Services and Contractual Serv	675,695	745,204	1,021,857	976,932
	Travel	63,230	60,530	39,020	39,020
	Operating Expenses	9,441	9,095	5,730	8,301
	Other Charges	46,592	58,472	60,507	51,051
	Total Expenditures	**$2,407,671**	**$2,546,983**	**$1,955,125**	**$1,955,125**
00835	**Circuit Court**				
132	**Circuit Court - General Fund Supported**				
	Revenues				
	Federal Grants and Contracts	1,300,000	1,300,000	1,800,000	1,800,000
	State Grants and Contracts	3,939,544	3,939,544	3,673,244	3,673,244
	Charges, Fees, and Fines	3,545,720	3,393,720	2,943,720	2,943,720
	Other Financing	1,642,008	2,200,838	1,063,555	152,156
	Operating Transfers In	73,883,988	76,038,106	68,807,837	71,727,274
	Total Revenues	**$84,311,260**	**$86,872,208**	**$78,288,356**	**$80,296,394**
	Expenditures				
	Personnel	17,692,412	18,050,391	17,366,175	16,818,867
	Fringe Benefits	4,177,890	5,243,753	4,880,764	4,921,027
	Pension	5,964,850	5,282,406	4,522,283	4,387,522
	Materials and Supplies	1,044,600	1,044,600	1,044,600	1,044,600
	Services and Contractual Serv	48,586,281	50,608,940	43,845,794	46,638,292
	Travel	264,700	280,100	240,400	280,100
	Operating Expenses	1,963,765	1,989,619	1,980,778	1,823,377
	Rentals	2,872,712	2,749,227	2,749,227	2,749,227
	Other Charges	1,654,050	1,533,172	1,483,248	1,488,338
	Non Capital Assets	90,000	90,000	61,000	88,000
	Total Expenditures	**$84,311,260**	**$86,872,208**	**$78,288,356**	**$80,296,394**
00836	**Friend of the Court**				
130	**Friend of the Court Fund**				
	Revenues				
	Federal Grants and Contracts	22,281,481	22,589,814	21,286,733	21,405,297
	State Grants and Contracts	1,716,000	1,782,700	1,782,700	1,782,700
	Charges, Fees, and Fines	2,317,920	2,362,020	2,318,500	2,318,500

THIRD CIRCUIT COURT

Financial Report

	FY 2018-2019 Budget	FY 2019-2020 Budget	FY 2020-2021 Budget	FY 2021-2022 Projected Budget
Other Revenue	440,000	440,000	600,000	600,000
Other Financing	900,000	900,000	900,000	900,000
Operating Transfers In	6,859,117	6,761,624	6,627,397	6,492,521
Total Revenues	**$34,514,518**	**$34,836,158**	**$33,515,330**	**$33,499,018**
Expenditures				
Personnel	12,899,337	13,195,506	12,809,262	12,490,335
Fringe Benefits	3,000,352	3,710,108	3,614,326	3,540,762
Pension	5,021,345	4,611,309	4,090,349	4,006,825
Materials and Supplies	293,000	293,000	293,000	293,000
Services and Contractual Serv	8,738,003	8,793,913	8,482,534	8,879,836
Travel	87,000	90,000	90,000	90,000
Operating Expenses	468,532	483,902	477,439	556,760
Rentals	3,586,949	3,388,420	3,388,420	3,382,780
Capital	300,000	150,000	150,000	150,000
Other Charges	65,000	65,000	65,000	59,360
Non Capital Assets	55,000	55,000	55,000	49,360
Total Expenditures	**$34,514,518**	**$34,836,158**	**$33,515,330**	**$33,499,018**
TOTAL DEPARTMENTAL REVENUES	**$128,087,465**	**$153,328,078**	**$142,897,283**	**$144,889,009**
TOTAL DEPARTMENTAL EXPENDITURES	**$143,391,725**	**$168,668,968**	**$158,195,287**	**$160,187,013**
GENERAL FUND SUBSIDY	**$15,304,260**	**$15,340,890**	**$15,298,004**	**$15,298,004**

Summary of Positions

292	**JUV. JUSTICE AND ABUSE/NEGL**				
130	**CIRCUIT COURT**				
	ELECTED AND EXECUTIVE	1	1	1	1
	SUPERVISORY AND PROFESSIONAL	33	21	21	21
	SUPPORT STAFF	30	42	43	43
	TOTAL POSITIONS	64	64	65	65
835	**CIRCUIT COURT**				
130	**CIRCUIT COURT**				
	SUPERVISORY AND PROFESSIONAL	21	21	10	10
	TOTAL POSITIONS	21	21	10	10
835	**CIRCUIT COURT**				
132	**CIRCUIT COURT - GENERAL FU**				
	ELECTED AND EXECUTIVE	86	77	77	77
	SUPERVISORY AND PROFESSIONAL	48	56	55	55
	SUPPORT STAFF	222	223	170	170
	TOTAL POSITIONS	356	356	302	302
836	**FRIEND OF THE COURT**				
130	**FRIEND OF THE COURT**				
	ELECTED AND EXECUTIVE	15	17	5	5
	SUPERVISORY AND PROFESSIONAL	77	77	89	89
	SUPPORT STAFF	160	158	158	158
	TOTAL POSITIONS	252	252	252	252
	TOTAL DEPARTMENTAL POSITIONS	693	693	629	629

THIRD CIRCUIT COURT

BUDGET CHANGE AND HIGHLIGHTS FY2020-2021

	Increase / Decrease from 2019-20 Adopted Budget	*Description of Change*
REVENUES		
Federal Grants and Contracts	(350,167)	Primarily, this variance is from an anticipated
State Grants and Contracts	(311,865)	This decrease is from a state grant - Michigan
Local Grants and Contracts	(478,840)	The Mental Health Authority reduced grant
Charges, Fees, and Fines	(1,273,283)	Anticipated decrease revenues relative to court
Other Revenue	166,052	Increased funding from FOC.
Other Financing	(1,137,283)	The planned use of revenue retained in the fund
Operating Transfers In	(7,045,409)	The decrease in revenue represents funding from
TOTAL REVENUES	**$ (10,430,795)**	
EXPENDITURES		
Personnel	(1,809,540)	The variance results from Personnel related cost
Fringe Benefits	(661,832)	Based on current fringe rates
Pension	(1,591,831)	Adjusted pension rate.
Materials and Supplies	108,328	Results from the Court's operational need.
Services and Contractual Services	(6,742,291)	This variance results primarily from decreased
Travel	(43,218)	Decrease travel related expenditures.
Operating Expenses	140,321	Increased costs for various equipment repairs
Rentals	6,808	Higher building rental cost sfor FOC as well as
Other Charges	34,487	Various miscellaneous operating costs were
Non Capital Assets	(29,000)	Other Equipment
Operating Transfers Out	114,087	This is the transfer from the General Fund (101)
TOTAL EXPENDITURES	**$ (10,473,681)**	
GENERAL FUND GENERAL PURPOSE	**$ (42,886)**	

CORPORATION COUNSEL

Adopted Budget FY 2020-2021
and
Projected FY 2021-2022

WAYNE COUNTY
CORPORATION COUNSEL

EXPENDITURE ANALYSIS
FISCAL YEAR 2020-2021
(In Millions)

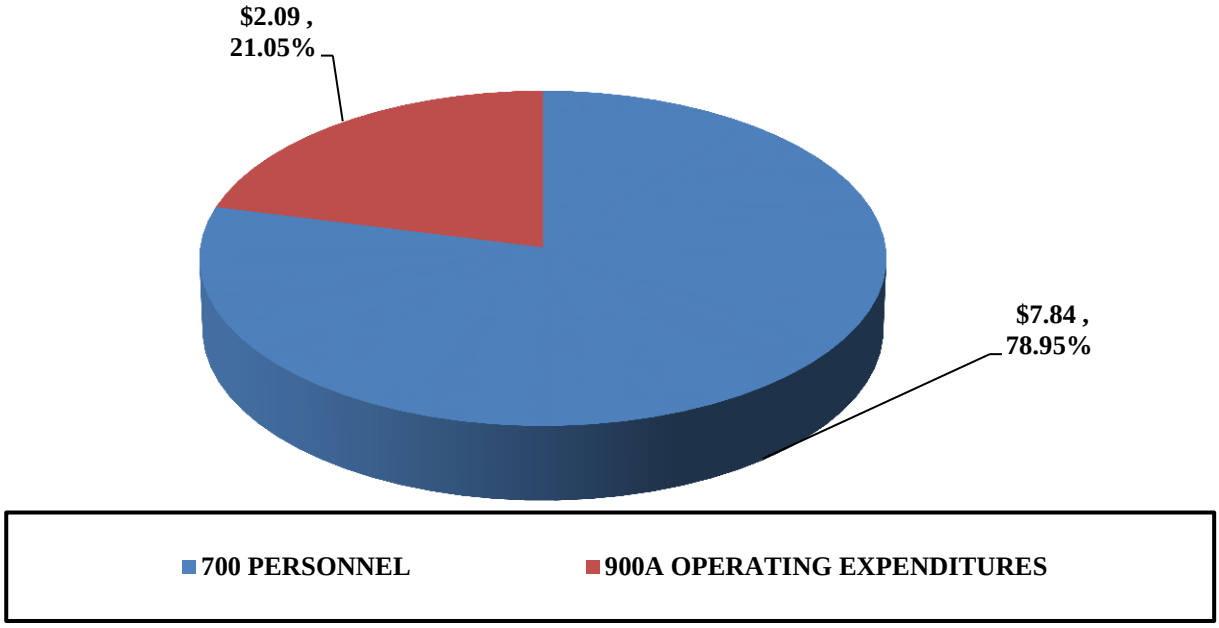

EXPENDITURE TREND ANALYSIS
FISCAL YEAR 2016-2017 THROUGH 2020-2021

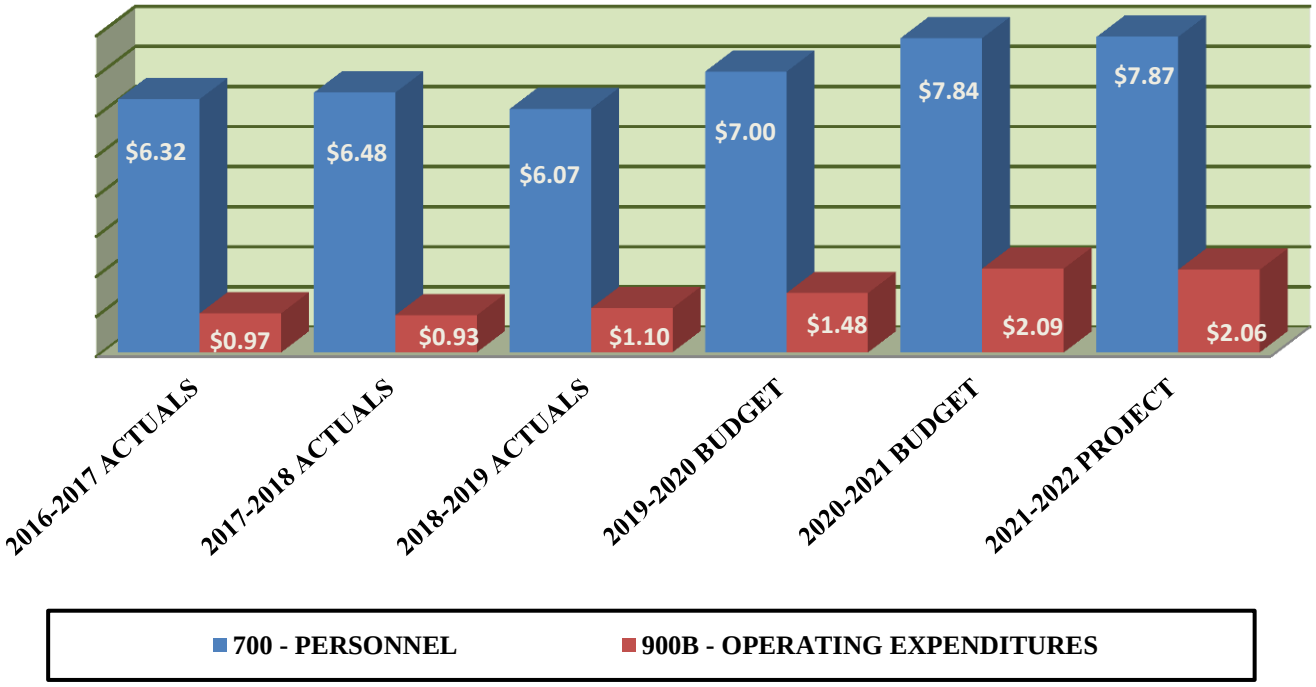

DEPARTMENT OF CORPORATION COUNSEL

MISSION

The Mission of the Department of Corporation Counsel is to provide legal representation, litigation, legal advice and counsel, and Human Relations business certification services to benefit Wayne County departments and elected officials, so they can legally fulfill their official duties.

Budget Summary All Funds

	FY 2018-2019 Budget	FY 2019-2020 Budget	FY 2020-2021 Budget	FY 2021-2022 Projected Budget
Total Departmental Expenditures	$ 8,421,700	$ 8,482,500	$ 9,933,228	$ 9,934,228
Departmental Revenue				
Charges, Fees, and Fines	8,421,700	8,482,500	9,933,228	9,934,228
Total Revenue	$ 8,421,700	$ 8,482,500	$ 9,933,228	$ 9,934,228
General Fund General Purpose	$ -	$ -	$ -	$ -
Total Budgeted Positions	**48**	**48**	**53**	**53**

Contact: **James Heath, C**orporation Counsel
500 Griswold St., 30th Floor - Detroit, MI. 48226 - Phone (313) 224-0055

Note: As a result of an amendment to the Executive Branch Reorganization Plan, in FY18-19 a title change has been made to the Human Relations Division to the Human Relations/Business Inclusion Division.

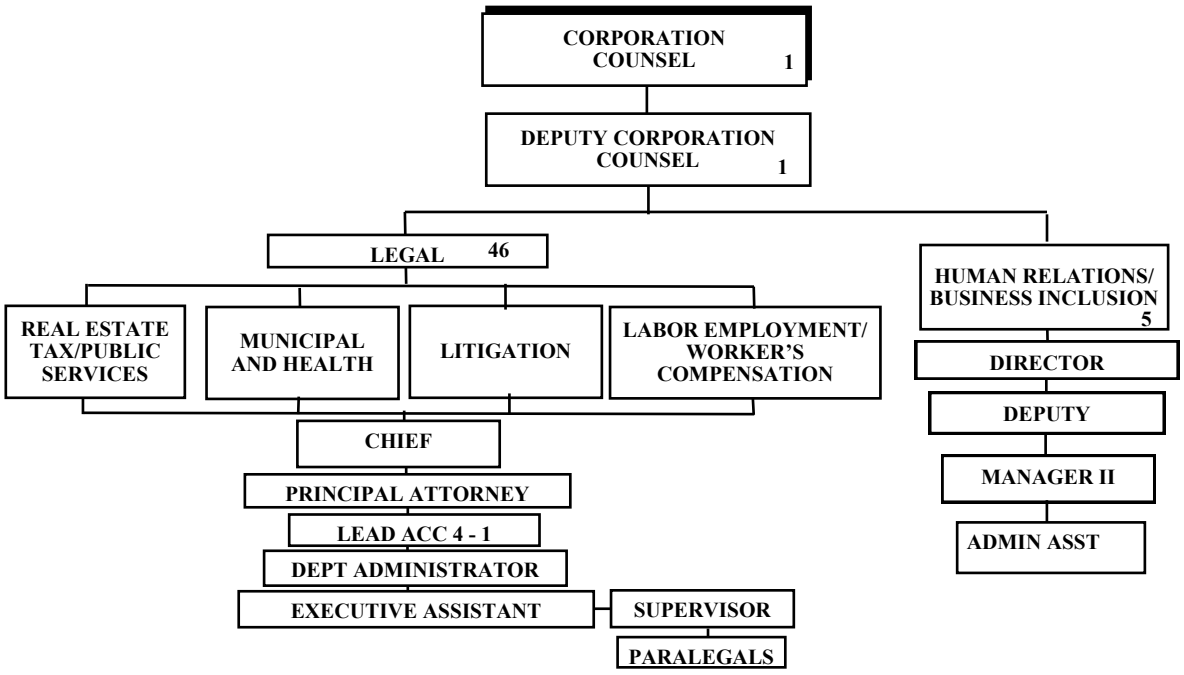

DEPARTMENT OF CORPORATION COUNSEL

MAJOR ACTIVITIES AND DESCRIPTIONS

LEGAL DIVISION:

ADMINISTRATIVE:
The Administrative team is responsible for the procurement of goods and services, contract management, process improvement, human resources management, technology requests, performance management and finance/accounting issues. These services provide department management with the resources they need to assist clients and constituents in a timely manner.

LITIGATION:
The General Litigation provides attorney consultations, litigation, and legal support services to County Departments and elected officials so they can reduce liability, exposure, and operating costs in the general litigation.

LABOR EMPLOYMENT AND WORKER'S COMPENSATION:
Labor, Employment, Workers' Compensation (LEW) team provides attorney consultations, litigation, and legal support services to County Departments and elected officials so they can reduce liability, exposure, and operating costs in the labor, employment and workers' compensation areas, including litigation and appeals.

REAL ESTATE, TAX, PUBLIC SERVICES:
The Real Estate, and Tax and Public Services team provides legal counsel and representation to Wayne County Departments and elected officials and to provide legal services including timely consultation, document preparation, review, procurement services and representation to support all county development, infrastructure, environmental and tax related activities.

The Real Estate attorneys provide legal advice, negotiate and facilitate the sale and purchase of real property for the County. In addition, these attorneys negotiate leases on behalf of County Departments and elected officials.

The Public Service attorneys oversee transactions regarding County infrastructure projects and legal issues regarding environmental concerns of the County.

The Tax attorneys provide legal consultation, representation and procurement services to the County Treasurer and the County's Equalization Division, so that local property taxes are collected and property assessments are defended according to the law.

MUNICIPAL AND HEALTH:
The Municipal and Health team provides legal advice, contract support services, and legal representation so that County Departments and elected officials can make informed legal decisions about their business needs.

In addition, these attorneys provide contract review, interpretation, drafting and negotiating; legal research and written and verbal legal advice; and education of county employees about County policies and laws so that they can be compliant with the legal requirements involved in their respective departments.

HUMAN RELATIONS/BUSINESS INCLUSION DIVISION:
The Human Relations Division administers the Business Inclusion and Diversity Program, which provides business enterprise certification and outreach services to business partners so they can compete equitably and become successful in the County procurement process.

FISCAL YEAR 2019-2020 ACCOMPLISHMENTS AND HIGHLIGHTS

- Corporation Counsel continues to oversee the various contracts entered into by the County to complete the design, construction, and management of the new Criminal Justice Center.
- The Litigation and LEW teams defended numerous federal and state lawsuits against the County, resulting in the granting of numerous dispositive motions in favor of the County.
- The Real Estate attorneys worked with the County Land Bank to continue its expedited quiet title program.
- Attorneys from the Municipal and Health and the Real Estate, Public Services and Tax teams negotiated agreements, which resulted in savings to the County's General Fund.
- The Real Estate attorneys aided various County departments on disposing of excess real and personal property.
- The Real Estate attorneys assisted in negotiations and finalization of a purchase and development agreement for the Pinnacle Aeropark property located in Huron Township, and also assisted in preparing the closing

DEPARTMENT OF CORPORATION COUNSEL

FISCAL YEAR 2019-2020 ACCOMPLISHMENTS AND HIGHLIGHTS continued

documents to finalize the sale of the property. In addition, Real Estate attorneys assisted in rezoning the Pinnacle Aeropark property which was a condition to closing.

- Real Estate attorneys assisted in the negotiations and finalization of a purchase and development agreement for 511 Woodward, and in redeeming the bonds associated with 511 Woodward.
- Real Estate attorneys assisted in evaluating County properties which were paying property tax which should have been tax exempt, and facilitated appeals to remove or reduce property tax payments.
- Real Estate attorneys assisted in the negotiations and finalization of the purchase and development agreements for the Mill Run Project: Phoenix Mill, Wilcox Mill, and Newburgh Mill.
- The Public Services attorneys negotiated numerous IGAs with local municipalities related to roads and parks.
- The Municipal and Health team provided legal assistance to County Boards, including the Retirement Commission, the Election Commission, Board of Canvassers and Health Choice Board.
- The Municipal and Health team provided legal assistance with over 600 FOIA responses and over 200 consultations for multiple County departments.
- The Municipal and Health team extensively researched and developed FOIA training that is now available online to current and new FOIA officers and alternates. The seven training modules are updated as changes to the FOIA statute occur.
- The Municipal and Health team advised FOIA officers and alternates regarding the handling of FOIA requests during the furlough period and after returning to work, and developed templates for extension and multi-purpose response letters.
- The Real Estate attorneys assisted EDC in negotiating leases to decrease the vacancy rate in the Guardian Building
- The Real Estate attorneys assisted EDC in drafting maintenance and capital improvement contracts and improve the condition of the Guardian Building, including the long overdue curtain wall contracts which will result in the scaffolding being removed from outside of the building.
- The Human Relations/Business Inclusion Division provides business enterprise certification and outreach services to business partners so they can compete equitably and become successful in the County's procurement process. Additionally, working closely with the Wayne County Airport Authority and USDOT in certifying Disadvantaged Business Enterprises (DBE) to compete for federal contracting opportunities.
- The Human Relations/Business Inclusion Division works with USDOT to provide bonding education throughout the County. The USDOT's Bonding Education Program is designed to provide small and disadvantaged businesses tools and resources required to compete for transportation projects.
- The Human Relations/Business Inclusion Division administers the County's Title VI / LEP Plan and ADA programs.
- The Human Relations/Business Inclusion Division has incorporated local inclusion language and requirements in several development agreements. Over the past year the Division has worked with developers to insurance compliance of the terms in the agreements.
- The Human Relations/Business Inclusion Division continues to be involved with construction of the County's Justice Complex the Jail Project. The Division assists with the compliance and monitoring of the project.
- The Municipal and Health team negotiated major contracts related to: medical and mental health services for the County Jails and Juvenile Detention Facility; administration of County benefits to County employees and retirees.

The Municipal and Health team, as legal counsel to the County Clerk, Election Commission, and Board of Canvassers, successfully defended five election-related lawsuits in federal and state courts, and provided extensive legal advice and support on election issues, including recounts and recall petitions.

- The Municipal and Health team provided mandatory training for all Corporation Counsel staff on reviewing and preparing professional services and technology contracts.
- The Municipal and Health team assisted Management and Budget, Health, Human and Veterans Services, and the Veterans' Services Division

DEPARTMENT OF CORPORATION COUNSEL

FISCAL YEAR 2019-2020 ACCOMPLISHMENTS AND HIGHLIGHTS continued

with the drafting of policies for the County's Veterans' Relief Fund.

- The Municipal and Health team assisted the CEO's Office with responses to Commission staff questions regarding the 2019 Executive Branch Reorganization Plan.
- The Municipal and Health team successfully resolved litigation related to a FOIA request for records regarding the alleged sexual assault of a Wayne County jail inmate.
- The Municipal and Health team provided legal assistance and consultations to County departments on a wide variety of issues, including Senior Services, Department of Health, Human and Veterans Services, the Medical Examiner's office, the County Clerk, and the Sheriff's Department.
- The Municipal and Health team, working with Benefits Administration, published four RFP's for services on behalf of County employees related to benefits for Medical and Prescription, Dental and Vision, Benefits Administration, and the County's Health Reimbursement Arrangement.

The Municipal and Health team assists the Sheriff's Department by facilitating the subpoena process for records.

- The Municipal and Health team assists the Medical Examiner's Office by facilitating the subpoena process for court records.
- The Municipal and Health team, three days per week, litigates involuntary civil commitments in Probate Court in order to get treatment to mentally ill individuals who pose a risk of danger to themselves or others.
- The Municipal and Health team helps the County and the Department of Health, Human and Veterans Services by providing advice and guidance on many health law issues, including: maintaining healthcare privacy and giving compliance guidance regarding HIPAA, FERPA, and other confidentiality laws, assisting with recent projects regarding the right to privacy for prisoners, for academic research, for internal auditing, and for investigative information, and providing support for HealthChoice and the County healthcare plans, including advice on no-fault reform, transgender issues, capitated payments, and claims coordination and payment. The Real Estate attorneys secured leases and other contracts for jail site and material maintenance and storage.
- The Real Estate attorneys finalized Brownfield loan and grant for Cardinal Health facility construction near Henry Ford Hospital in Detroit.
- The Public Services attorneys participated in Detroit Water and Sewage Department (DWSD) rate simplification process to change the foundational way revenue requirements are calculated for DWSD customers.
- The Public Services attorneys assisted in securing State Revolving Fund financing for sewage disposal system improvements.
- The Public Services attorneys negotiated a new Steam Purchase Agreement with Detroit Thermal, which created a savings of at least $150,000 with the potential of saving over $400,000.
- The Public Services attorneys advised on multiple permit, abandonment and vacation actions for DPS.
- The Tax team successfully represented the Treasurer in over 300 Objection to Foreclosure cases which consumes a significant amount of Tax Team time between January and June of each year.
- The Tax team assisted with delinquent taxpayer enrollment into payment plans.
- The Tax team successfully defended substantially all circuit court and appellate challenges to the tax foreclosure of property due to the granting of our motions for summary disposition and dismissals of lawsuits.
- The Tax team drafted and facilitated vendor contracts in support of the tax collection/foreclosure-auction process, foreclosure prevention, etc.
- The Tax team drafted and facilitated vendor contracts for various services required by the Wayne County Treasurer's Office, including banking services, Property Tax Administration ("PTA") support, time clocks, cash recyclers, media services, financial education services, etc.
- The Tax team provided legal assistance and consultation in regards to multiple FOIA responses throughout the year.
- The LEW team continues to defend the County from federal and state lawsuits against claims for sexual harassment, discrimination and retaliation. The team has aggressively defended all cases, filing dismissal motions on all pending federal cases. One state case resolved for nuisance value.
- The LEW team assists Personnel/HR with managing the subpoena response process regarding subpoenas for personnel records in accordance with Bullard-Plawecki and County policies.
- The LEW team assists Personnel/HR with the investigation of internal complaints of discrimination, harassment and/or retaliation.
- The LEW team currently represents and defends against all EEOC/MDCR complaints of discrimination, harassment and/or retaliation, with no lawsuits filed by the federal or state government agencies against the County.

DEPARTMENT OF CORPORATION COUNSEL

FISCAL YEAR 2019-2020 ACCOMPLISHMENTS AND HIGHLIGHTS continued

- The LEW team continually works with Benefits Administration and Mackinaw Administrators to defend and settle workers' compensation claims, with a focus on settlement of cases more than 10 years old, resulting in significant savings to the County.
- The LEW team assists Labor Relations with CBA negotiations and interpretation/implementation of contract language.
- The LEW team, in conjunction with outside counsel, is representing the County in an ADA investigation brought by the Department of Justice.
- The LEW team has successfully resolved all claims arising out of the County's decision in 2015 to place retirees on the Stipend Program in lieu of health care benefits.
- The LEW team assists P/HR with defending unemployment claims. The LEW team assists Benefits with issues/questions concerning employee/retiree entitlement to health care and life insurance benefits.
- The LEW team is monitoring and assisting as necessary, outside counsel in the Opioid Litigation.
- The LEW team is assisting the project consultant with MIDC grants, contracts, budgets and other essential issues.
- LEW staff frequently consult with Executive leadership concerning special projects including property tax matters, regional transit enhancements, and legislative changes.
- The LEW team, as members of the WC policy review working group in conjunction with P/HR and Labor Relations, continues to review and revise P/HR county-wide policies.
- The LEW team provides daily client consultations on all labor/employment issues.
- The LEW team contributed to a successful Act 312 award which accepted all of the County's bargaining proposals.
- The LEW team prevailed on a federal court lawsuit for lifetime healthcare benefits.
- The LEW team prevailed on class action labor arbitration claims alleging over $1 million in damages.
- The LEW team has provided legal counsel, drafted legal opinions and assisted in various working groups to assist the County in all COVID-19 related labor/ employment issues. In addition, the team has drafted new forms for use in line with the Families First Coronavirus Recovery Act and assisted P/HR with establishing new payroll codes for implementation of these new benefits. Further, the team has created a task force to resolve claims related to employee issues concerning leave of absence issues during the County furlough period of time.
- The LEW team handled arbitration cases for the Court and Labor Relations.
- The LEW team provides representation for the WCERS' board meetings and all disability issues.
- During the 2019 year, the Litigation team took in over one hundred new matters.
- The Litigation team successfully completed a wrongful shooting trial in the United States District Court, resulting in a no cause of action against the County.
- The LEW team handled arbitration cases for the Court and Labor Relations.
- The LEW team provides representation for the WCERS' board meetings and all disability issues
- During the 2019 year, the Litigation team took in over one hundred new matters.
- The Litigation team successfully completed a wrongful shooting trial in the United States District Court, resulting in a no cause of action against the County.
- The Litigation team prevailed in three matters in the Court of Appeals, one in the Michigan Court of Appeals and two in the Sixth Circuit.
- The Litigation team had twenty lawsuits dismissed based on the filing of dispositive motions and successfully negotiated settlement of nine lawsuits in the County's best interests.
- The Litigation Team successfully negotiated an amendment to the Consolidated Consent Order regarding the handling of female strip searches in the County Jail so as to avoid the issuance of a Federal Injection.
- The Litigation team conducted ten jury trials in Probate Court, seeking court-ordered hospitalized treatment for mentally ill individuals, including those who have been adjudicated Not Guilty by Reason of Insanity or Incompetent to Stand Trial.
- The Litigation team handles all subpoenas issued to the County Clerk related to issuance of Concealed Pistol Licenses.
- The Litigation team successfully defended the County Clerk's statutory disqualification of Concealed Pistol Licenses in multiple appeals.
- The Litigation team successfully defended the County in Michigan Department of Civil Rights matters, wherein citizens alleged that they were discriminated against based on race and disability.

DEPARTMENT OF CORPORATION COUNSEL

FISCAL YEAR 2019-2020 ACCOMPLISHMENTS AND HIGHLIGHTS continued

- The Public Services attorneys assisted in WCDPS achieving American Public Works Association (APWA) accreditation designation.
- The LEW team is working with P/HR and LR to revise and edit existing County policies with a goal to make the policies more accessible to County employees.
- The LEW team is working on development of work place gender transition guidelines.
- The Municipal and Health team will continue to work closely with County departments on managing a myriad of legal and operational issues arising from the COVID-19 pandemic.
- The Municipal and Health team will work closely with the County Clerk, Election Commission, and Board of Canvassers to assist with legal issues arising during the 2020 election cycle that encompass elections at the County, State, and Federal levels.
- The Municipal and Health team is assisting with the drafting and negotiation of a Development Loan Agreement to provide funds from the County's Veterans' Relief Fund for indigent veteran housing in Highland Park.
- The Municipal and Health team continues to defend the County against two FOIA lawsuits related to vehicle forfeitures and alleged FOIA violations.
- The Real Estate team is negotiating a potential transfer of the Rouge Valley Sewage Disposal System to the Great Lakes Water Authority.
- The Real Estate team is assisting DPS-Environment with the implementation of the Rouge Valley Sewage Disposal System Long Term Corrective Action Plan.
- Real Estate attorneys are assisting with the new format of HUD CDBG Action Plan funds as well as newly released CDBG-CV funds issued pursuant to the CARES Act in response to the coronavirus pandemic.
- The Legal Division, three days per week, litigate involuntary civil commitments in Probate Court in order to get treatment to mentally ill individuals who pose a risk of danger to self or others.

NEW INITIATIVES FOR FISCAL YEAR 2020-2021

- 2020/2021 The Human Relations/Business Inclusion Division will strive to provide internal education and external vendor education programs. As we all learn how to navigate the new limitations during the Pandemic, the division will look to create educational webinars in place of its annual workshops.
- The Human Relations/Business Inclusion Division will implement a new Certification and Inclusion Compliance system that will take the place of the Current TCM (Procure to Pay) scheduled to be replaced this year with the new ERP system.
- The Human Relations/Business Inclusion Division is enhancing the diversity and inclusion programming with the continued development of the local business inclusion program. This program is designed to foster more business opportunities for County Certified businesses and connect them with economic opportunities.
- The Human Relations/Business Inclusion Division, as the Jail Project continues, will work with the Project team regarding Local Business Inclusion and community outreach planning and monitoring.
- The Administrative team will provide continuing education programming to the Legal Division.
- The Real Estate team will assist with the County capital plan to reduce the County's need for leased space.
- The Real Estate Team continues to advise on and negotiate potential leases for County functions.
- The Real Estate Team provided advice and assisted with the negotiation, contracts, and closing of the DDOT Land Swap deal for the Criminal Justice Complex.
- The Real Estate Team continues to advise on the Criminal Justice Complex construction and related issues.
- The Real Estate Team provided a reasonable interpretation of the Storm Water Ordinance facilitating the reasonable handling of small site redevelopment while preserving environmental concerns.
- The Tax Team advises the FOIA Division of the Wayne County Treasurer's Office in the response to such requests.
- The Administrative team updated and revised the Outside Legal Service Contract as well as the Outside Counsel Protocol and Matter Management Reports to be utilized by outside counsel to ensure that legal services provided to the County comply with the contract requirements.
- The Administrative team is implementing E-billing software that will result in a cost savings to the County by automatically reviewing outside legal invoices to ensure invoices comply with the contract requirements.

IMPACT ON OPERATIONS

The Fiscal Year 2020-2021 budget for the Department of Corporation Counsel represents a status quo budget from prior year.

DEPARTMENT OF CORPORATION COUNSEL

Financial Report

		FY 2018-2019 Budget	FY 2019-2020 Budget	FY 2020-2021 Budget	FY 2021-2022 Projected Budget
00101	**General Fund**				
210	**Corporation Counsel**				
	Revenues				
	Charges, Fees, and Fines	8,421,700	8,482,500	9,933,228	9,934,228
	Total Revenues	**$8,421,700**	**$8,482,500**	**$9,933,228**	**$9,934,228**
	Expenditures				
	Personnel	4,409,324	4,337,386	4,964,462	4,961,862
	Fringe Benefits	1,303,431	1,339,911	1,552,810	1,552,788
	Pension	1,264,774	1,289,168	1,281,925	1,287,699
	Materials and Supplies	33,800	38,800	57,708	57,708
	Services and Contractual Serv	846,567	842,920	823,550	823,550
	Travel	36,500	38,700	33,500	33,500
	Operating Expenses	61,889	59,145	64,678	91,446
	Rentals	406,112	384,148	812,459	812,459
	Other Charges	0	62,222	229,543	230,543
	Non Capital Assets	59,303	90,100	112,593	82,673
	Total Expenditures	**$8,421,700**	**$8,482,500**	**$9,933,228**	**$9,934,228**
TOTAL DEPARTMENTAL REVENUES		**$8,421,700**	**$8,482,500**	**$9,933,228**	**$9,934,228**
TOTAL DEPARTMENTAL EXPENDITURES		**$8,421,700**	**$8,482,500**	**$9,933,228**	**$9,934,228**
GENERAL FUND SUBSIDY		**$0**	**$0**	**$0**	**$0**

Summary of Positions

		FY 2018-2019 Budget	FY 2019-2020 Budget	FY 2020-2021 Budget	FY 2021-2022 Projected Budget
101	**GENERAL FUND**				
210	**CORPORATION COUNSEL**				
	ELECTED AND EXECUTIVE	9	9	10	10
	SUPERVISORY AND PROFESSIONAL	32	32	37	37
	SUPPORT STAFF	7	7	6	6
	TOTAL POSITIONS	48	48	53	53
TOTAL DEPARTMENTAL POSITIONS		48	48	53	53

DEPARTMENT OF CORPORATION COUNSEL

BUDGET CHANGE AND HIGHLIGHTS FY2020-2021

	Increase / Decrease from 2019-20 Adopted Budget	Description of Change
REVENUES		
Charges, Fees, and Fines	1,450,728	Increased Utilization of Department's services.
TOTAL REVENUES	$ 1,450,728	
EXPENDITURES		
Personnel	627,076	General mix of new hires and retirements
Fringe Benefits	212,899	Based on published fringe rates
Pension	(7,243)	Based on published fringe rates
Materials and Supplies	18,908	Resource allocation due to department needs
Services and Contractual Services	(19,370)	Info Svcs, Central Svcs Chargebacks
Travel	(5,200)	Resource allocation due to department needs
Operating Expenses	5,533	Based on published insurance and bonds rates
Rentals	428,311	Increase in Building Rent due to new department
Other Charges	167,321	Miscellaneous Operating Expenses
Non Capital Assets	22,493	Increase in Machinery & Equipment
TOTAL EXPENDITURES	$ 1,450,728	
GENERAL FUND GENERAL PURPOSE	$ -	

DEPARTMENT OF CORPORATION COUNSEL

Department Strategic Focus Areas

Focus Area	Objective	Measurement	Frequency	Target Result	Current Result	Measurement As of Date
Operational Efficiency	Opportunity Blast - To facilitate partnerships between County large/prime vendors and other minority or disadvantage vendors in order to maximize vendor expertise and project participation.	Track the percentage of registered vendors that bid on projects and successfully receive County work.	Annually	100%	80%	7/22/2020
	To conduct internal and external education seminars to educate customers on the services available through the Human Relations division	Conduct 3 Contract Manager Training Sessions and Five Business Education Workshops	Annually	100%	95%	7/22/2020
	Develop a Cloud-based Document Management System which allows for real-time internal and external access of documents which will allow access to Corporation Counsel staff using internet accessible electronic devices.	Reduction costs associated with server based software and printer costs. Monitor usage of remote access by employees within corporation counsel	Annually	100%	100%	7/22/2020
	To develop and maintain an electronic E-Discovery Team for the purpose of obtaining critical evidence for civil cases by and against the County.	Monitor whether the County is required to pay sanctions for non-compliance with the Court rules	Annually	100%	25%	7/22/2020
	To develop a system that establishes a standardized review of services and facilitates faster payment of invoices for our outside legal counsel.	Tabulate the number of prompt payment discounts received and the reduction in outside legal costs	Annually	Payment within 30 days of receipt	95%	7/22/2020
	To develop best practices policies and procedures for the Corporation Counsel legal team in defending the County in civil lawsuits	Complete best practice litigation manual to be used by Corporation Counsel legal staff. Success rate = Cases Dismissed, Settled judgment for County vs. judgment against County	Annually	100%	85%	7/22/2020
	To create a repository of template County contracts that have been pre-approved by Corporation Counsel; To prepare a county-wide policy establishing contract template use; To prepare a Contract Review Checklist and Guidelines for Contract Approval for use by Corporation Counsel.	Complete Contract Template Repository, Policy regarding template use, Contract Review Checklist and Contract Approval Guidelines. Success will be measured by a decrease in variation of terms contained in contracts, and reduced time to draft, negotiate, approve, and execute contracts.	Annually	100%	100%	7/22/2020

This page intentionally left blank.

COUNTY CLERK

Adopted Budget FY 2020-2021
and
Projected FY 2021-2022

WAYNE COUNTY
COUNTY CLERK

EXPENDITURE ANALYSIS
FISCAL YEAR 2020-2021
(In Millions)

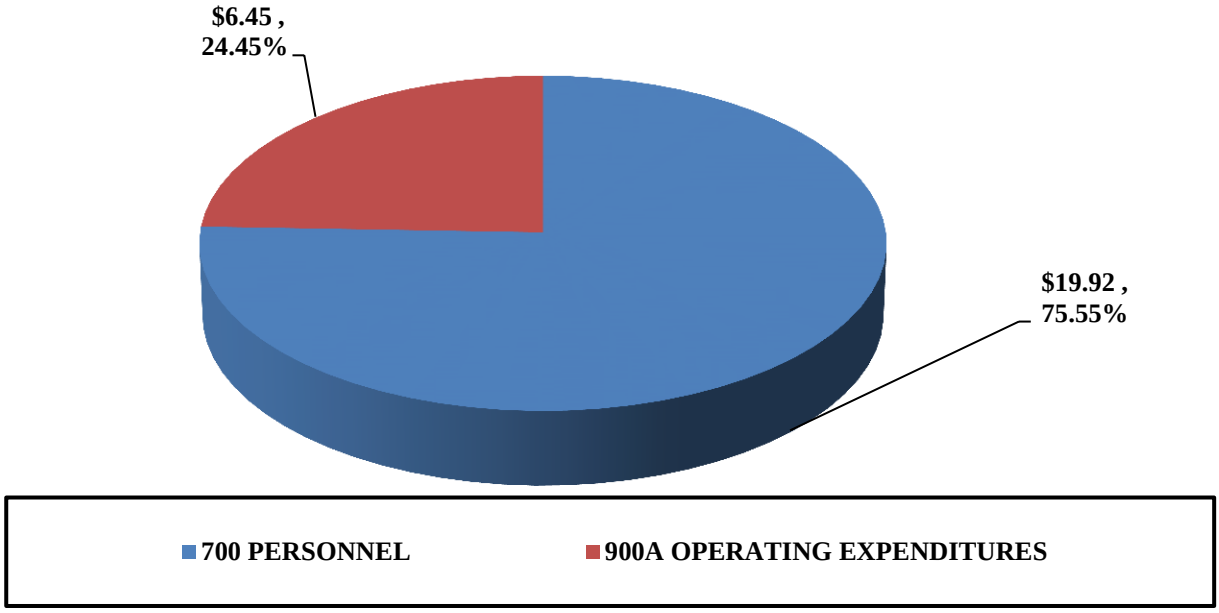

EXPENDITURE TREND ANALYSIS
FISCAL YEAR 2016-2017 THROUGH 2020-2021

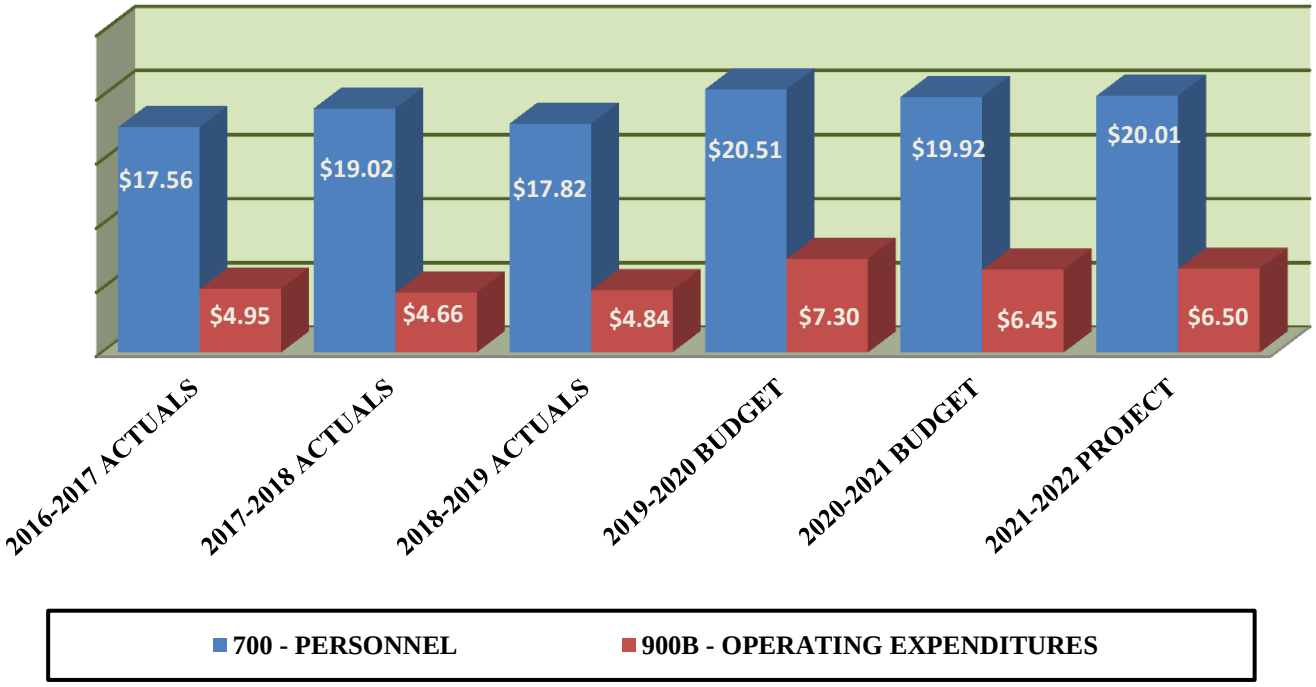

COUNTY CLERK

MISSION

To provide and promote efficient, timely, world-class services at a fair cost to the residents of Wayne County, as well as other members of the public requiring our services. To carry out the statutory obligations of administering all federal, state and County elections conducted in Wayne County. The Wayne County Clerk, among many other constitutional and statutorily mandated functions, serves as the Clerk of the Third Judicial Circuit Court of Michigan. The Clerk is also the Keeper of Records for the County of Wayne and the Fiduciary/Trustee for all court escrowed funds; to carry-out the statutory functions mandated by these positions effectively and to the benefit of Wayne County residents.

Budget Summary All Funds

	FY 2018-2019 Budget	FY 2019-2020 Budget	FY 2020-2021 Budget	FY 2021-2022 Projected Budget
Total Departmental Expenditures	$ 26,248,399	$ 27,812,026	$ 26,371,661	$ 26,511,561
Departmental Revenue				
Licenses and Permits	965,000	945,000	963,864	963,864
Federal Grants and Contracts	389,870	401,556	363,899	363,899
State Grants and Contracts	-	550,000	-	-
Interest and Dividends	12,600	12,600	67,430	67,430
Charges, Fees, and Fines	22,244,505	22,773,206	21,982,686	22,044,352
Interest Income	76,400	94,000	116,398	116,398
Total Revenue	$ 23,688,375	$ 24,776,362	$ 23,494,277	$ 23,555,943
General Fund General Purpose	$ 2,560,024	$ 3,035,664	$ 2,877,384	$ 2,955,618
Total Budgeted Positions	**286**	**286**	**287**	**287**

Contact: **Cathy M. Garrett,** County Clerk
211 Coleman A. Young Muncipal Center - Two Woodward Ave., Detroit, MI. 48226 - Phone (313) 224-6262

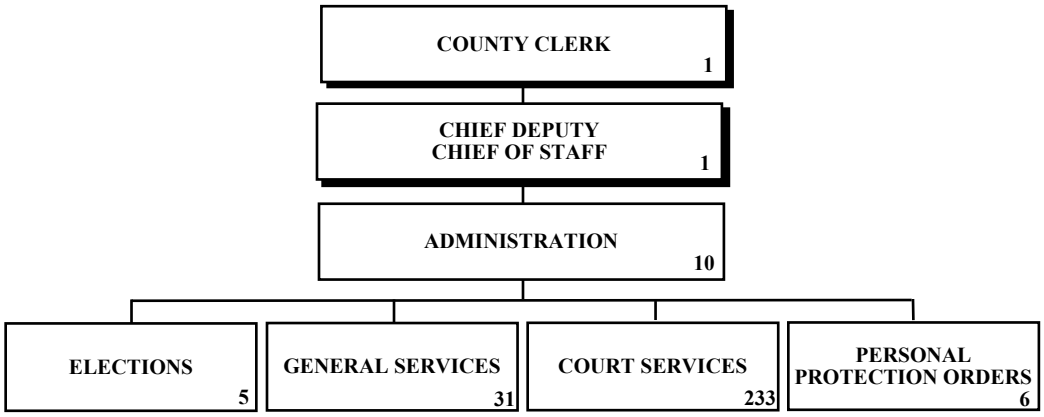

COUNTY CLERK

MAJOR ACTIVITIES AND DESCRIPTIONS

DIVISION OF ADMINISTRATION: Provides overall department management and direction. Sets departmental goals and objectives as well as general and quality control standards, ensures goal congruence. Monitors and evaluates departmental operations, and takes the necessary corrective actions to ensure performance is in line with goals and objectives and their respective timelines.

DIVISION OF ELECTION: This division is responsible for coordinating and successfully administering and canvassing all federal, state, county and cross-jurisdictional school district elections conducted in Wayne County as well as monitoring compliance with Michigan Campaign Finance laws for county and local candidates and political action committees. The Elections Division serves as an administrative officer to the Board of Election Commissioners, Board of County Canvassers and the Apportionment Commission.

GENERAL SERVICES DIVISION:
VITAL RECORDS UNIT: The Wayne County Clerk serves as the general Recorder of official records. The Vital Records Unit is responsible for recording all births and deaths in Wayne County including the City of Detroit. The Division also processes Vital Records applications and handles the issuance of marriage licenses, concealed pistol licenses, notary commissions, assumed names and co-partnership certificates; and records them in the County's Books of Record. The division has 4 office locations, the 2 Downtown Offices; Coleman A Young Municipal Center (CAYMC) and 400 Monroe, and also, the Westland and Northville Satellite Offices. The Satellite Offices serve as in-takes for the Main Office.

THE COUNTY CLERK'S SATELLITE OFFICES: The County Clerk has 2 Satellite Offices. One is located at 3100 Henry Ruff Road, Westland, MI and the other is at 44405 Six Mile Rd., Northville, MI. These offices provide residents of Wayne County a much longed-for choice of alternative service locations to Downtown Detroit and eliminated for them, the need for long commuting to Downtown Detroit.

DIVISION OF ARCHIVAL/IMAGING: The County Clerk is the keeper of records for the County of Wayne and the Third Circuit Court. Then County Clerk's Office, through its Archival Division, stores and maintains non-active records for all County Departments. The Clerk's Office current records storage and retrieval methods, had been a manual process that requires a considerable upgrade. This long awaited system upgrade has commenced to the delight of all the stakeholders. An Imaging and archival company, Konica Minolta has just been engaged to develop and implement a state-of-the-art Electronic Imaging System for the Clerk's Office, thereby, bring to fruition, the Clerks long-standing plan to acquire a modern Imaging and Archival System. This acquisition will lead to the digitization of all stored records from the year 1992 through 2016, and beyond.

FISCAL DIVISION: The Fiscal Division consists of the following units: The Accounting/Cash Management Unit which is responsible for the collection and accounting for all cash flowing into the Office of the Wayne County Clerk. The division also includes an Internal Audit Unit that handles all internal audit functions and other related accounting task. The Budget Unit is responsible for the preparation and administration of all departmental budgets, budget projections, analysis and forecasts. The Budget Unit also handles the current Monthly Allotment variance analysis and the preparation of the resulting deficit monitoring reports. The Grants Unit is responsible for grants exploration, grants application processing and procurement, as well as grants administration. The Fiscal division has continued to enhance its newly acquired accounting tool – its Department-wide Cashiering System.

COURT SERVICES DIVISION: The Court Services Division is made up of three major sub-divisions: Civil/ Family, Juvenile and Criminal Divisions. The Civil/ Family sub-division is divided into Domestic and Family matters. The Court Clerk Services Unit trains and supervises the court clerks who are assigned to each judge serving in the Third Circuit Court. The court clerks record The Court's decisions, update and maintain all case files and other records contained in the court's Case Management System (Odyssey). They administer oaths, take verdicts and assist in carrying out other court functions incidental to the hearing of civil/criminal cases.

CASE INITIATION UNIT: The Case Initiation Unit handles the initiation of all new cases. The cases are initiated by entering them into the newly acquired Court's Odyssey System, a Case Management System. The Unit also handles the generation of case numbers, case labels, summons and the assignment of the respective cases processed, to the respective Judges of the Third Circuit Court.

PERSONAL PROTECTION ORDER (PPO) DIVISION: The PPO Unit located in Suite 928 of the Coleman A. Young Municipal Center, handles the initiation of PPO cases, provides counseling to prospective filers of PPO Cases, assists them with the preparation of paperwork for restraining orders and additional paperwork for the Michigan State Police. The Unit also enters restraining orders into the Lien System. The office is designed to serve as a "one stop shop"; handling the filing of PPOs, providing counseling, assisting in the filing of all the necessary paperwork in a single office location.

COUNTY CLERK

FISCAL YEAR 2018-2019 ACCOMPLISHMENTS AND HIGHLIGHTS

The County Clerk has just selected a new county-wide elections system—the Dominion Voting System. The Clerk's Election Division administered the Nov. 7th 2017 Consolidated Election as well as the May 8th, Special and the August 7th Primary Elections successfully and efficiently. All related jurisdictional reimbursements to the County, for the administration, canvassing and recounts related to the November Elections expenses have been made to the County, while that of the May Special and August Primary, will be paid in due course.

The County Clerk's Office has added a new tender option to its medium of payment for the department's services. Customers can now pay for the services/products offered by the Clerk's Office by credit or debit card. Remote deposit capacity has also been introduced in the Clerk's Cash Management Unit, whereby checks are scanned directly to the bank, thereby, saving the County some expense of paying for armored carrier's check pick-up services. The Clerk's new Department-wide Cashiering System is now fully operational, thereby, eliminating many manual operations previously associated with cash receipting. This in turn, leads to a big reduction in data entry errors and overall efficiency in the Fiscal Division's clerical operations.
A new state of the art Campaign Finance Reporting and Disclosure System has now been deployed and is being used for the County's Campaign Finance operations. The system has just been updated to accommodate many recent changes in the State's Campaign Finance Law. A new provision has been made by the County Clerk's Office, for the provision of Custom Voter Reports to customers who need the product.

The statutory due diligence for the escheating of unclaimed property in the Clerk's custody has been completed, with all the unclaimed Restitution fund more that two years old escheated to the state Crime Victims Fund. The escrow and trust accounts have been reconciled and brought up to date, preparatory for further scheduled escheatment, and their subsequent escheating of will commence in June, 2018.

The Court's new case management system, Odyssey, in the Clerk's Family, Criminal and Juvenile Divisions of the Court Services Activity is being upgraded to make it more user-friendly and compliant with the department's business process/requirements. The State's E-filing Project has now moved from its pilot stage to a full-fledged Program, "MiFile", encompassing many other case-types apart from the initial CK type.

NEW INITIATIVES FOR FISCAL YEAR 2019-2020

The Clerk's Office has completed the vendor review and selection process for the Vital Records Management System. The Implementation and development of the system has commenced with an initial Kickoff meeting. The contract for the Project was awarded to Granicus Corporation, a Colorado company with a registered office in Denver.

As the Keeper of all County departments in-active records as well as court records, efforts towards the implementation of an Integrated Imaging System for records conversion, records management, digitization, indexing, retrieval and archival of these records, are already on-going, and is geared in part, to the County saving a lot of money on storage space and records management.

All of the above systems once implemented, will take the Clerk's Office as well as Wayne County into the 21st Century technologically.

IMPACT ON OPERATIONS

The Clerk's Operation has been adversely impacted by the many unfilled positions which as a result of the prevailing Executive Order, freezing departmental expenditures, could not be filled. These unfilled vacancies are causing backlogs and failure to meet deadlines and thereby, negatively impacting the Clerk's ability to provide the mandate services at the levels mandated.

OFFICE OF THE COUNTY CLERK

Financial Report

		FY 2018-2019 Budget	FY 2019-2020 Budget	FY 2020-2021 Budget	FY 2021-2022 Projected Budget
00101	**General Fund**				
191	**County Elections**				
	Revenues				
	State Grants and Contracts	0	550,000	0	0
	Charges, Fees, and Fines	164,050	156,170	96,028	96,028
	Total Revenues	**$164,050**	**$706,170**	**$96,028**	**$96,028**
	Expenditures				
	Personnel	559,712	631,915	638,975	638,975
	Fringe Benefits	105,496	122,517	136,460	136,445
	Pension	91,364	103,851	103,355	103,903
	Materials and Supplies	685,200	1,164,283	765,300	765,300
	Services and Contractual Serv	312,409	583,620	545,611	545,611
	Travel	13,188	16,188	13,188	13,188
	Operating Expenses	33,557	17,650	21,789	24,586
	Rentals	58,646	62,041	56,041	56,041
	Other Charges	5,770	5,770	5,770	5,770
	Non Capital Assets	12,000	31,300	47,300	47,300
	Total Expenditures	**$1,877,342**	**$2,739,135**	**$2,333,789**	**$2,337,119**
00101	**General Fund**				
215	**County Clerk**				
	Revenues				
	Licenses and Permits	965,000	945,000	963,864	963,864
	Federal Grants and Contracts	389,870	401,556	363,899	363,899
	Charges, Fees, and Fines	3,908,383	4,034,638	4,095,200	4,095,200
	Interest Income	12,400	30,000	30,235	30,235
	Total Revenues	**$5,275,653**	**$5,411,194**	**$5,453,198**	**$5,453,198**
	Expenditures				
	Personnel	2,277,497	2,333,433	2,306,178	2,306,178
	Fringe Benefits	672,918	724,742	722,706	722,825
	Pension	647,208	692,536	592,471	595,611
	Materials and Supplies	273,535	275,103	275,103	275,103
	Services and Contractual Serv	1,513,143	1,585,656	1,367,480	1,427,922
	Travel	40,300	32,240	32,540	32,540
	Operating Expenses	355,178	354,282	354,027	369,253
	Rentals	280,468	344,773	368,131	368,131
	Other Charges	35,300	31,300	31,300	31,300
	Non Capital Assets	26,838	39,828	42,885	38,862
	Total Expenditures	**$6,122,385**	**$6,413,893**	**$6,092,821**	**$6,167,725**
00101	**General Fund**				
217	**County Clerk - Court Services**				
	Revenues				
	Interest and Dividends	12,600	12,600	67,430	67,430
	Charges, Fees, and Fines	18,172,072	18,582,398	17,791,458	17,853,124
	Interest Income	64,000	64,000	86,163	86,163
	Total Revenues	**$18,248,672**	**$18,658,998**	**$17,945,051**	**$18,006,717**

OFFICE OF THE COUNTY CLERK

Financial Report

	FY 2018-2019 Budget	FY 2019-2020 Budget	FY 2020-2021 Budget	FY 2021-2022 Projected Budget
Expenditures				
Personnel	9,866,825	9,851,784	9,767,395	9,767,395
Fringe Benefits	2,853,176	3,031,891	3,035,178	3,034,972
Pension	2,838,924	2,926,881	2,529,612	2,542,231
Materials and Supplies	95,100	120,720	120,720	120,720
Services and Contractual Serv	2,051,905	2,208,092	1,973,128	1,973,128
Travel	38,000	47,200	47,200	47,200
Operating Expenses	99,069	94,325	93,713	142,966
Rentals	380,273	361,805	361,805	361,805
Other Charges	22,400	4,300	4,300	4,300
Non Capital Assets	3,000	12,000	12,000	12,000
Total Expenditures	**$18,248,672**	**$18,658,998**	**$17,945,051**	**$18,006,717**
TOTAL DEPARTMENTAL REVENUES	**$23,688,375**	**$24,776,362**	**$23,494,277**	**$23,555,943**
TOTAL DEPARTMENTAL EXPENDITURES	**$26,248,399**	**$27,812,026**	**$26,371,661**	**$26,511,561**
GENERAL FUND SUBSIDY	**$2,560,024**	**$3,035,664**	**$2,877,384**	**$2,955,618**

Summary of Positions

		FY 2018-2019 Budget	FY 2019-2020 Budget	FY 2020-2021 Budget	FY 2021-2022 Projected Budget
101	**GENERAL FUND**				
191	**COUNTY ELECTIONS**				
	SUPERVISORY AND PROFESSIONAL	3	3	4	4
	SUPPORT STAFF	2	2	2	2
	TOTAL POSITIONS	5	5	6	6
101	**GENERAL FUND**				
215	**COUNTY CLERK**				
	ELECTED AND EXECUTIVE	7	7	7	7
	SUPERVISORY AND PROFESSIONAL	4	4	4	4
	SUPPORT STAFF	38	38	38	38
	TOTAL POSITIONS	49	49	49	49
101	**GENERAL FUND**				
217	**COUNTY CLERK - COURT SERVI**				
	ELECTED AND EXECUTIVE	1	2	2	2
	SUPERVISORY AND PROFESSIONAL	34	32	32	32
	SUPPORT STAFF	197	198	198	198
	TOTAL POSITIONS	232	232	232	232
	TOTAL DEPARTMENTAL POSITIONS	286	286	287	287

COUNTY CLERK

BUDGET CHANGE AND HIGHLIGHTS FY2020-2021

	Increase / Decrease from 2019-20 Adopted Budget	*Description of Change*
REVENUES		
Licenses and Permits	18,864	Increase in Concealed Weapon Permits
Federal Grants and Contracts	(37,657)	Decreased grant award for Victims of Crime Act (VOCA)
State Grants and Contracts	(550,000)	State Grant Award for Presidential Election expenses
Interest and Dividends	54,830	Increase in Interest and Dividends
Charges, Fees, and Fines	(790,520)	Court Services Charges for Services
Interest Income	22,398	Court Services and CPL Interest on Investments
TOTAL REVENUES	**$ (1,282,085)**	
EXPENDITURES		
Personnel	(104,584)	Positions was eliminated as well as various positions were down graded.
Fringe Benefits	15,194	Based on current fringe rates
Pension	(497,830)	Based on current pension rate
Materials and Supplies	(398,983)	Printing & Binding
Services and Contractual Services	(491,149)	Buildings, Information Services and Central Services chargebacks
Travel	(2,700)	Bus Passes and Convention/Conferences
Operating Expenses	3,272	Insurance & Bonds and Gas Utility
Rentals	17,358	Building Rentals
Non Capital Assets	19,057	Office Furniture, Computer Equipment and Machinery
TOTAL EXPENDITURES	**$ (1,440,365)**	
GENERAL FUND GENERAL PURPOSE	**$ (158,280)**	

COUNTY COMMISSION

Adopted Budget FY 2020-2021
and
Projected FY 2021-2022

WAYNE COUNTY
COUNTY COMMISSION

EXPENDITURE ANALYSIS
FISCAL YEAR 2020-2021
(In Millions)

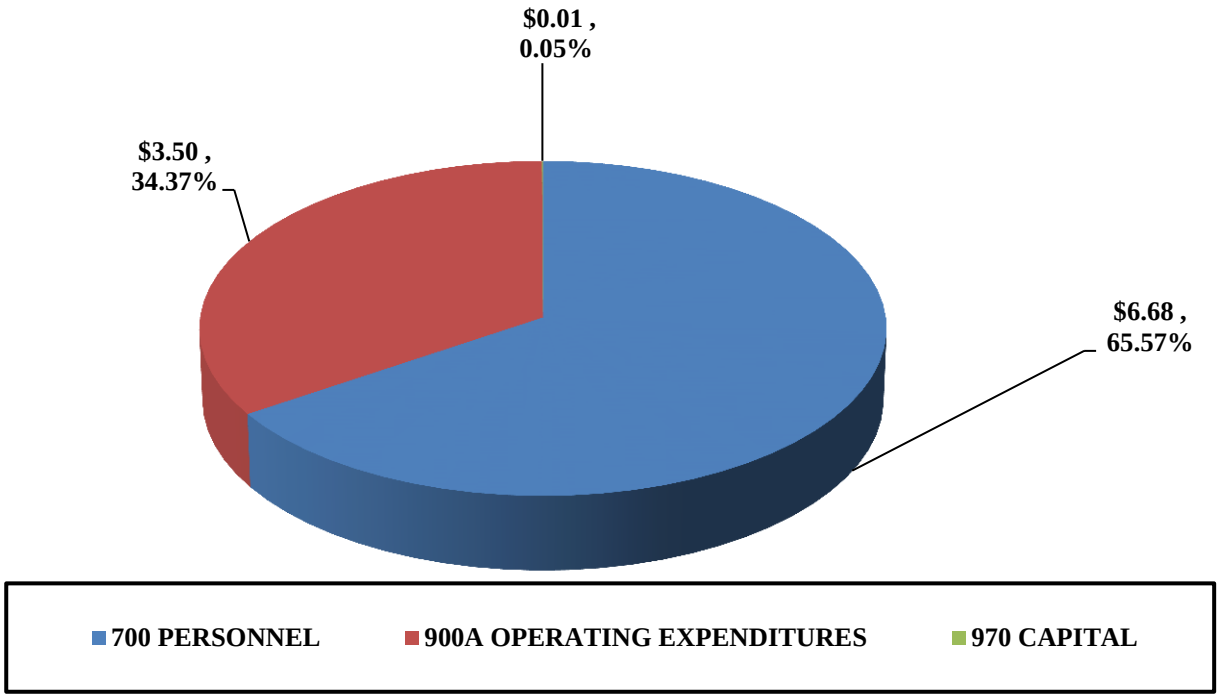

EXPENDITURE TREND ANALYSIS
FISCAL YEAR 2016-2017 THROUGH 2020-2021

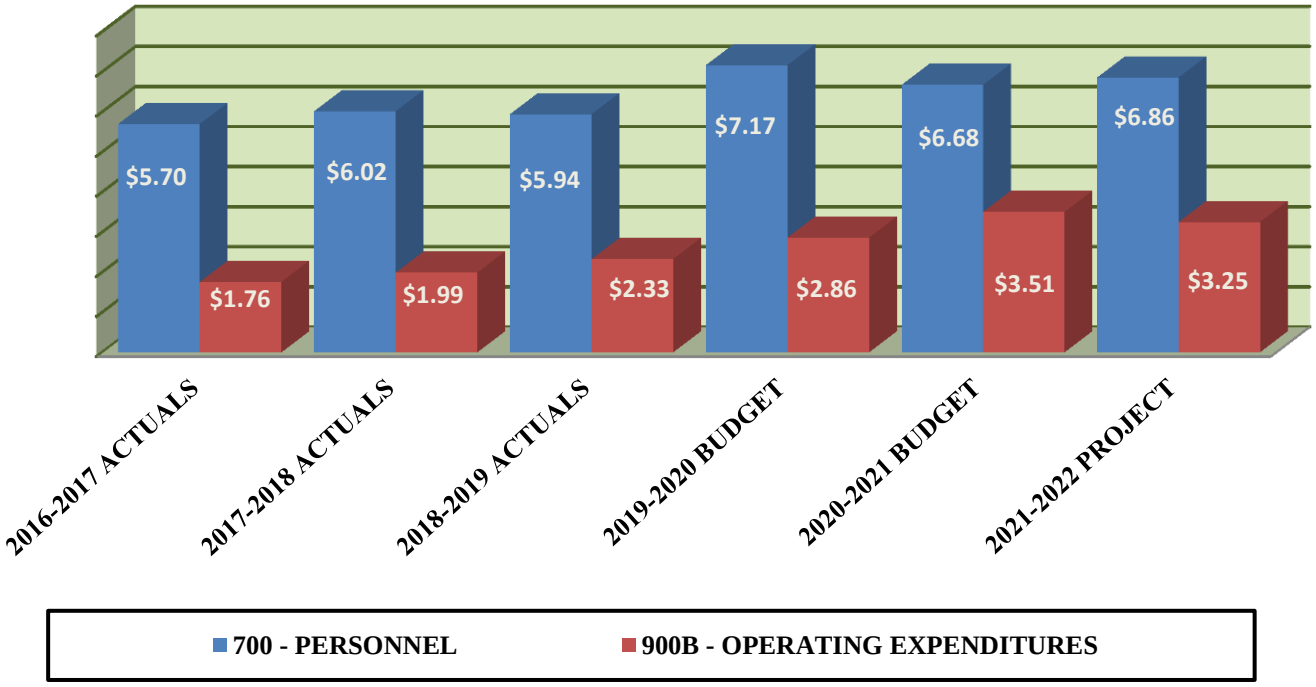

COUNTY COMMISSION

MISSION

The County Commission forms the legislative branch of Wayne County government. The Commission has 15 elected members. The Commission is committed to open government and fiscal integrity. The chief role of the Commission is to adopt the annual County budget and to enact ordinances. The Commission also approves contracts, appointments, and rules. Through its legislative authority, the Commission provides meaningful oversight of executive branch activities to provide assurance to the citizens and other stakeholders of the County that they receive their full value for each dollar expended by the County.

Budget Summary All Funds

	FY 2018-2019 Budget	FY 2019-2020 Budget	FY 2020-2021 Budget	FY 2021-2022 Projected Budget
Total Departmental Expenditures	$ 9,476,894	$ 10,029,709	$10,181,495	$ 10,109,474
Departmental Revenue				
Charges, Fees, and Fines	1,543,466	1,478,691	1,768,178	1,768,178
Total Revenue	$ 1,543,466	$ 1,478,691	$ 1,768,178	$ 1,768,178
General Fund General Purpose	$ 7,933,428	$ 8,551,018	$ 8,413,317	$ 8,341,296
Total Budgeted Positions	**54**	**54**	**54**	**54**

Contact: **Alisha R. Bell,** Chairman
500 Griswold St., 7th Floor - Detroit, MI. 48226 - Phone (313) 224-0876

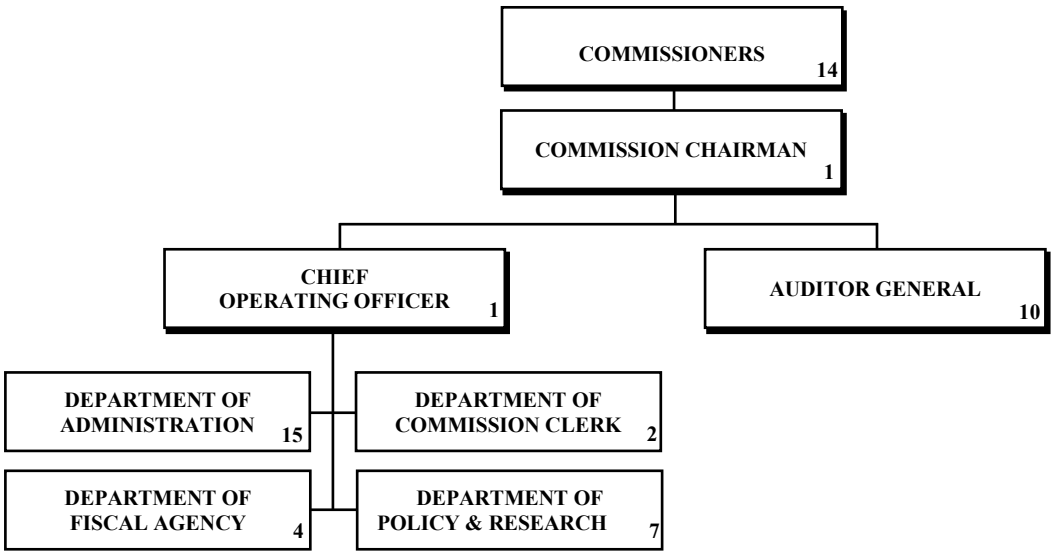

COUNTY COMMISSION

MAJOR ACTIVITIES AND DESCRIPTIONS

COMMISSIONERS: The Wayne County Commission approves and oversees the County's budget. They also approve contracts; draft, adopt, amend and repeal ordinances and resolutions; and make appointments to various boards and commissions.

The work of the Commission is done through open, public committees. There are seven Standing Committees: (1) Ways and Means, (2) Audit, (3) Economic Development, (4) Government Operations, (5) Health and Human Services, (6) Public Safety, Judiciary and Homeland Security and (7) Public Services. Each committee researches and debates issues that come under its jurisdiction and makes recommendations for action by the full Commission. The full Commission meets formally throughout the year on the first and third Thursdays of each month to review committee recommendations and act upon them. It also meets in scheduled meetings as a Committee of the Whole to provide an additional public forum for extensive discussion of issues with broad interest before full board action.

DEPARTMENT OF ADMINISTRATION: The Department of Administration, headed by the Chief Operating Officer, oversees the daily operations of Wayne County Commission employees and practices.

DEPARTMENT OF FISCAL AGENCY: The Office of Fiscal Agency is the operational arm of the Committee on Ways and Means. The Fiscal Agency reviews, monitors and researches all issues regarding the County Budget from the perspective of providing appropriate legislative oversight. The Agency provides both the Committee on Ways and Means and the Chairperson of the Commission with accurate, independent information and assessments regarding the national, state, and local economy, with particular emphasis upon County revenues and expenses. The Agency provides financial staff support and research assistance to all Commission Committees.

DEPARTMENT OF POLICY AND RESEARCH: The Department of Policy and Research assists the Wayne County Commission and its committees in the performance of Charter-established duties. It reviews, monitors and researches issues regarding County policy related matters, from the perspective of providing appropriate information for policy development and legislative oversight.

OFFICE OF COMMISSION COUNSEL: The Commission Counsel is the legal department for the Wayne County Commission, both in researching pending ordinances and resolutions and also representing the Commission in court on matters relating to operations of Wayne County.

DEPARTMENT OF COMMISSION CLERK: The Department of Commission Clerk is responsible for maintaining all official records of the Wayne County Commission.

OFFICE OF LEGISLATIVE AUDITOR GENERAL: The Office of Legislative Auditor General (OAG) has the duties and responsibilities as stated in Section 3.119 of the Wayne County Charter and Section 65 in the Code of County Ordinances which among other things, requires the Auditor General to audit the financial transactions of all county agencies, conduct compliance audits of past or current operations of any county agency, conduct performance audits of agency operations and perform special reviews and assessments as requested by senior county officials.

DEPARTMENT OF PUBLIC INFORMATION: Department of Public Information initiates, develops and conducts planned public relations efforts for the Wayne County Commission in order to elevate the latter's identity in the media and increase public awareness throughout Wayne County and the region.

FISCAL YEAR 2019-2020 ACCOMPLISHMENTS AND HIGHLIGHTS

- The OAG prides itself on being one of the most qualified audit shops in the nation. Individuals within the office strive to improve and build upon their knowledge and skills by obtaining certifications and advanced degrees. In addition, every staff member completed 40 hours or more of Continuing Professional Education credits annually.

- The OAG succeeded in obtaining a 94% success rate of management's implementation of recommendations identified in our audit/review reports. Moreover, the implementation rate achieved is a testament to elected officials' and management's desire and willingness to improve the risk environment within the county despite reduced resources.
- The OAG completed 24 reports/projects, which included 94 new recommendations that had a financial impact to the county of over $26.7 million.

- The OAG implemented a county-wide risk assessment of county departments, agencies, and programs. This risk assessment provided the OAG with relevant information on risk management and control activities that was instrumental in preparing the OAG Engagement Audit/Work plan.

COUNTY COMMISSION

NEW INITIATIVES FOR FISCAL YEAR 2020-2021

- The OAG will continue to implement a county-wide risk assessment of county departments, agencies, and programs. This risk assessment will provide the OAG with relevant information on risk management and control activities established by elected officials and executive management, as well as organizational objectives and strategic plans.

- Obtain additional professional certifications for OAG staff,

- For the 2020-2021 audit engagements, attempt to identify areas of revenue enhancement and cost savings, as well as perform engagements that concentrate on root cause analysis in instances where there are significant variances between budgeted and actual expenditures as well as assess key business processes that may contribute to the budget variances.
- Conduct performance engagements that concentrate on providing an objective analysis to assist management and those charged with governance and oversight in using the information to improve program performance and operations, reduce costs, facilitate decision making by parties with responsibility to oversee or initiate corrective action, and contribute to county-wide accountability.

- In FY 2021, the OAG will prepare for and will undergo an independent external (peer) review of our quality control systems that ensure our audits, reviews and consulting engagements are performed in accordance with Generally Accepted Government Auditing Standards and the International Standards for the Professional Practice of Internal Auditing as promulgated by the Comptroller General of the

IMPACT ON OPERATIONS

The Fiscal year FY 2020-2021 budget for the County Commission represents a status quo budget in order to maintain the charter mandated oversight of the County

COUNTY COMMISSION

Financial Report

		FY 2018-2019 Budget	FY 2019-2020 Budget	FY 2020-2021 Budget	FY 2021-2022 Projected Budget
00101	**General Fund**				
101	**County Commission**				
	Revenues				
	Charges, Fees, and Fines	1,543,466	1,478,691	1,768,178	1,768,178
	Total Revenues	**$1,543,466**	**$1,478,691**	**$1,768,178**	**$1,768,178**
	Expenditures				
	Personnel	4,523,022	4,676,279	4,459,919	4,550,803
	Fringe Benefits	1,165,857	1,274,087	1,214,948	1,248,716
	Pension	1,079,100	1,174,116	961,008	988,477
	Materials and Supplies	400,600	427,176	433,976	433,976
	Services and Contractual Serv	1,240,772	1,332,943	1,416,750	1,417,750
	Travel	216,552	267,750	268,250	268,750
	Operating Expenses	65,095	64,123	63,683	187,572
	Rentals	678,294	648,083	652,186	647,186
	Other Charges	37,202	40,302	572,925	228,394
	Capital	8,900	5,400	5,400	5,400
	Non Capital Assets	61,500	119,450	132,450	132,450
	Total Expenditures	**$9,476,894**	**$10,029,709**	**$10,181,495**	**$10,109,474**
TOTAL DEPARTMENTAL REVENUES		**$1,543,466**	**$1,478,691**	**$1,768,178**	**$1,768,178**
TOTAL DEPARTMENTAL EXPENDITURES		**$9,476,894**	**$10,029,709**	**$10,181,495**	**$10,109,474**
GENERAL FUND SUBSIDY		**$7,933,428**	**$8,551,018**	**$8,413,317**	**$8,341,296**

Summary of Positions

		FY 2018-2019 Budget	FY 2019-2020 Budget	FY 2020-2021 Budget	FY 2021-2022 Projected Budget
101	**GENERAL FUND**				
101	**COUNTY COMMISSION**				
	ELECTED AND EXECUTIVE	25	25	24	24
	SUPERVISORY AND PROFESSIONAL	9	9	9	9
	SUPPORT STAFF	20	20	21	21
	TOTAL POSITIONS	54	54	54	54
	TOTAL DEPARTMENTAL POSITIONS	54	54	54	54

COUNTY COMMISSION

BUDGET CHANGE AND HIGHLIGHTS FY2020-2021

	Increase / Decrease from 2019-20 Adopted Budget	*Description of Change*
REVENUES		
Charges, Fees, and Fines	289,487	Reduced Indirect Cost revenue based on the current model.
TOTAL REVENUES	**$ 289,487**	
EXPENDITURES		
Personnel	(216,360)	Cares Act Reimbursements in FY 2021
Fringe Benefits	(59,139)	Based on published rates
Pension	(213,108)	Cares Act Reimbursements in FY 2021
Materials and Supplies	6,800	Increase in Miscellaneous Supplies
Services and Contractual Services	83,807	Primarily, this increase is attributed to Information Technology and Central Services chargebacks.
Travel	500	Increase in Travel Smart-ER Comp Bus Pass
Operating Expenses	(440)	Insurance & Bonds decrease based on current fringe rate.
Rentals	4,103	Increase Equipment Rental
Other Charges	532,623	Increase Operating Expenses
Non Capital Assets	13,000	Increase Computer, Machinery and Equipment
TOTAL EXPENDITURES	**$ 151,786**	
GENERAL FUND GENERAL PURPOSE	**$ (137,701)**	

This page intentionally left blank.

COUNTY EXECUTIVE

Adopted Budget FY 2020-2021
and
Projected FY 2021-2022

WAYNE COUNTY
COUNTY EXECUTIVE OFFICE

EXPENDITURE ANALYSIS
FISCAL YEAR 2020-2021
(In Millions)

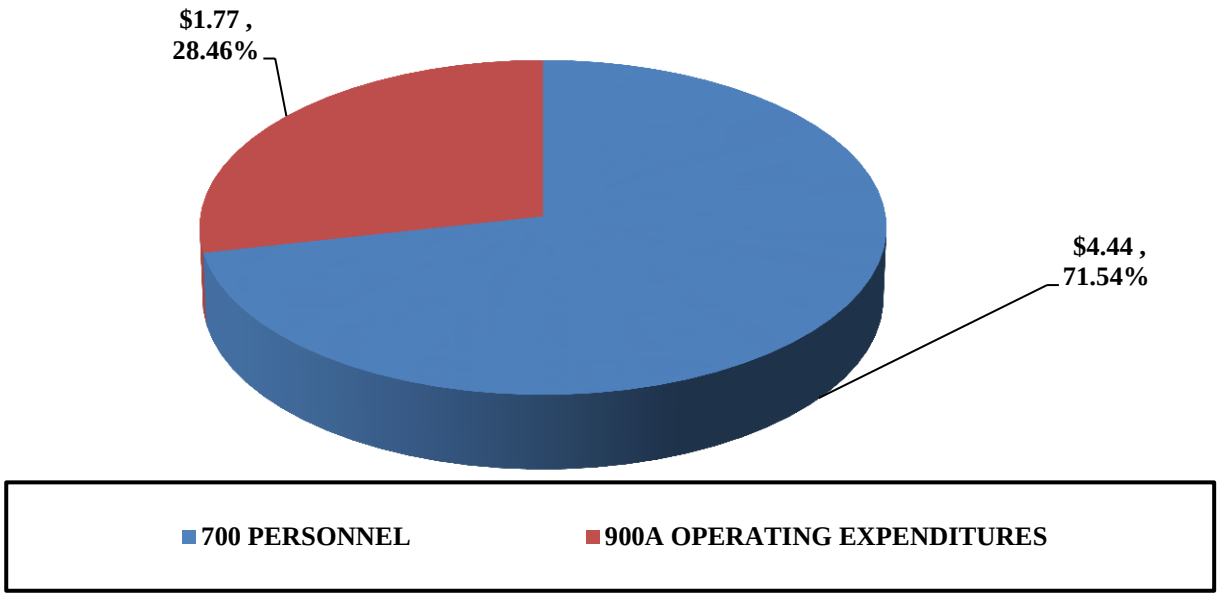

EXPENDITURE TREND ANALYSIS
FISCAL YEAR 2016-2017 THROUGH 2020-2021

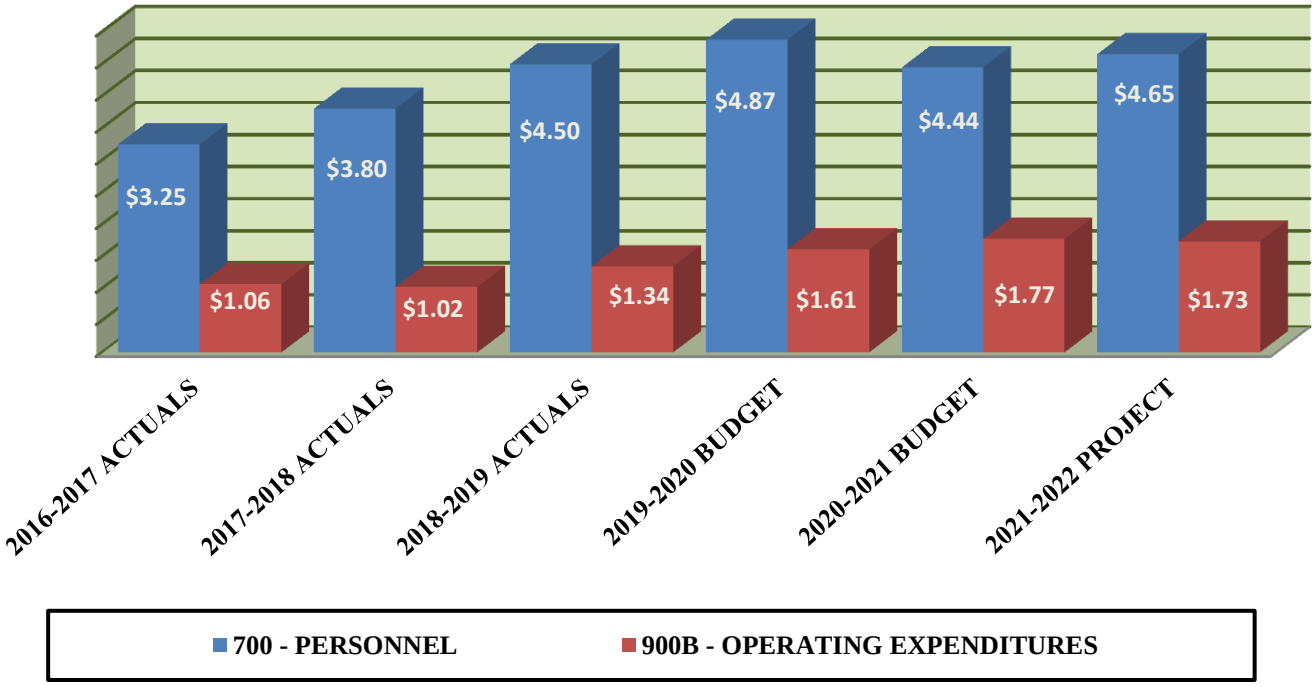

OFFICE OF THE COUNTY EXECUTIVE OFFICER

MISSION

The Mission of the Office of the County Executive is to direct, and as the coordinator of the Executive Branch of Wayne Count government, provide innovative leadership, and management services to Wayne County residents, businesses and governmental stakeholders so they can enjoy a better quality of life.

Budget Summary All Funds				
	FY 2018-2019 Budget	**FY 2019-2020 Budget**	**FY 2020-2021 Budget**	**FY 2021-2022 Projected Budget**
Total Departmental Expenditures	$ 6,503,584	$ 6,479,181	$ 6,208,912	$ 6,379,816
Departmental Revenue				
Federal Grants and Contracts	-	-	250,000	250,000
Charges, Fees, and Fines	4,639,557	4,950,497	4,727,144	4,839,134
Operating Transfers In	453,321	-	-	-
Total Revenue	$ 5,092,878	$ 4,950,497	$ 4,977,144	$ 5,089,134
General Fund General Purpose	$ 1,410,706	$ 1,528,684	$ 1,231,768	$ 1,290,682
Total Budgeted Positions	**34**	**31**	**31**	**31**

Contact: **Warren C. Evans,** Chief Executive Officer
500 Griswold St., 31st Floor - Detroit, MI. 48226 - Phone (313) 224-0291

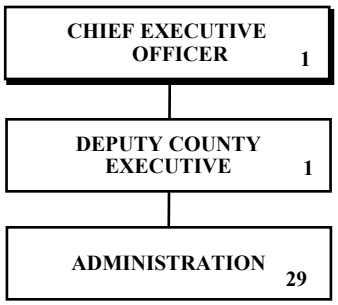

OFFICE OF THE COUNTY EXECUTIVE OFFICER

MAJOR ACTIVITIES AND DESCRIPTIONS

The executive and administrative power of Wayne County is vested in the Chief Executive Officer (CEO). The CEO has the authority and responsibility under the Wayne County Charter to:

- Supervise, coordinate, direct and control all County facilities, operations and functions except as otherwise provided by law or Charter.
- Implement and enforce the State and local laws, Charter, ordinances, resolutions, orders and rules.
- Submit reports and recommendations to the Commission on matters affecting the County.
- Exercise unified executive authority over Homeland Security assets and programs to preserve and protect lives and property from major emergencies and disasters of all types.
- Exercise the option to veto, subject to Commission override, any ordinance or resolution having the effect of law, or line item in an appropriation ordinance.

GOALS: With the onset of the COVID 19 Pandemic, the goals of the Office of the County Executive have shifted and expanded in order to ensure the health and public safety of the citizens of Wayne County. While fighting the pandemic is in the forefront, Executive Warren C. Evans continues to implement strategies centered on the following goals:

Fighting the COVID 19 Pandemic

Ensuring the health and public safety of the citizens of Wayne County -- The office of the CEO coordinates the County's response to the COVID 19 Pandemic using all of the financial and human capital resources of the County including Public Health, Homeland Security/Emergency Management, Economic Development as well as coordinates the COVID response of the other elected officials of the Count.

Maintaining the County's Finance position in light of anticipated lost revenues due to the Pandemic and maintaining o Fiscal Responsibility – Minimize the impact and continue to develop strategies to strengthen the County's financial position in light of the Pandemic by consistently making fiscally prudent decisions, managing revenues and expenditures and delivering balanced budgets.

While the Pandemic is in the forefront, the Office of the CEO will continue to:

Improve Roads and Bridges Infrastructure – There are 232 bridges and more than 730 miles of road that connect the 43 communities of Wayne County. The Evans Administration continues to look for ways to get more out of state and federal dollars to improve the condition of its roads and bridges. In FY 2020, the Department of Public Services scheduled 20 heavy maintenance projects and to upgrade up to 50 lane-miles of highway in the County.

Continue to Restructure Wayne County's Economic Development Strategy – For too long Wayne County's economic development model consisted of grandiose announcements that never lived up to the hype. Under the Evans Administration, economic development is identifying the most appropriate ways to help existing businesses grow and prosper. For instance, the Economic Development Department coordinated the provision of over $57 million of small business grants to Wayne County small businesses to help their recovery and adaptation to COVID-19.

Complete the new Criminal Justice Complex (CJC) – The Criminal Justice Complex while delayed due to the Statewide COVID-19 shutdown, is back on track to being completed in FY2022. Along with a new Adult Detention Facility, the CJC will include a Juvenile Detention Facility, Court Facilities for the Criminal Division of the Third Circuit Court, and offices for the Prosecuting Attorney and Sheriff' Administration.

Remove Barriers to Adequate Health Care – Nearly 11% of Wayne County's residents are either uninsured or under-insured and don't have access to adequate healthcare. The County has opened the newly remodeled Wayne Health Center to improve Western Wayne resident's access to healthcare. The new facility features doctors from Beaumont Hospital, Wayne and dental services by the University of Detroit Mercy School of Dentistry. The benefits of this integration are tremendous and the administration will continue working toward a healthier community.

OFFICE OF THE COUNTY EXECUTIVE OFFICER

FISCAL YEAR 2019-2020 ACCOMPLISHMENTS AND HIGHLIGHTS

In the first 30 months on the job, Wayne County Executive, Warren C. Evans was able to balance the County's budget after eliminating its $82 million accumulated deficit and annual structural deficit of $52 million. In October of 2016, the County exited the Consent Agreement after just 14 months. The Administration has reduced unfunded health care liabilities by about $1 billion. In addition, the County achieved budget surpluses each of its two years totaling about $80 million. While much work remains, the County's finances continue to improve. In May 2017, Fitch upgraded the County's bond rating to investment grade, just a year after upgrading its rating four notches.

While fiscal responsibility is a central focus, the administration has continued to rebuild its economic development program with limited resources to continue to create job opportunities. This past year, the County has ramped up its business attraction efforts with a focus on collaboration. Partnering with the local elected officials as well as statewide partners such as the Michigan Economic Development Corporation, the County has played a key role in attracting investment and jobs to the County. Early successes include helping attract Fuyao, China's largest automotive glass manufacturer, to Plymouth. The project is expected to bring with it a $66 million investment and more than 500 jobs. The County also worked closely with the City of Livonia to attract Amazon for its new distribution center, which is expected to include $90 million in investment and will create more than 1,000 jobs. The County has also been involved in several other development projects within the Aerotropolis region. Mopar, Subaru, Amazon, General Motors and Medline have all announced new developments or expansions over the last few years within our Aerotropolis region.

Wayne County has begun to focus its economic development efforts on working with Wayne County business owners to help them reach the next level. Research indicates between 70-80 percent of economic development is generated by companies that are currently located in a community. The County is mapping property assets of all 43 communities which will result in a public searchable database available on Wayne County's official website. It will assist in determining the economic development potential of these sites.

Another step in the administration's economic development strategy came in launching the Wayne County Business Resource Center. Partnering with the Small Business Development Center (SBDC), the County is creating a one-stop shop for businesses looking to launch, start and grow. In the first quarter of 2017, a team of four professionals from the SBDC moved into the Guardian Building sharing office space with the economic development corporation team. The SBDC team is a statewide organization funded by the Small Business Administration and the MEDC. The Wayne County Business Resource Center will provide an array of services including business plan development, market research, raising capital, export strategy and more.

The Administration will also continue to rethink our real estate strategy and sell off any access assets. Over the last few years, the administration has sold 640 Temple, 511 Woodward, McLouth Steel, 650 acres of the Pinnacle properties, Eloise and other parcels of land with the help of the Wayne County Land Bank to ensure we relieve ourselves of liability and expenses while creating jobs and investment and putting properties back on the tax rolls.

The Evans Administration's goal with every initiative is to provide Wayne County with effective, efficient government. Its goal is to build upon successes in the coming fiscal year to ensure Wayne County is delivering first-class services to all of its residents and businesses in a financially prudent manner.

OFFICE OF THE COUNTY EXECUTIVE OFFICER

NEW INITIATIVES FOR FISCAL YEAR 2020-2021

Continue to address the health and financial impacts from COVID-19 – The Evans Administration will continue to address the public health crisis brought on by COVID-19 until the pandemic ends. This includes coordinating testing with state and federal officials, providing access to vital information to the public and enforcing regulations developed at the state and local level to help stop the spread. Additionally, the Administration will continue to monitor the financial situation and develop financial policies to address changes in our financial environment so that the County is able to weather the financial storm without returning to the brink of insolvency that predated the Evans Administration.

Completing Partially Built Jail – Even with the successes under the Evans administration, plenty of work remains. Finishing the partially built jail on Gratiot or coming to a deal with Rock Ventures on its proposed criminal justice system is one of the top priorities. The solid financial recovery the County has experienced will, likely, allow Wayne County to borrow the money necessary to complete this essential project at either location once the best option for Wayne County residents and taxpayers is selected.

Improve Relationship between Government and Unions – Improving the relationship between Wayne County government and the unions who represent much of the County's workforce is imperative to providing quality service delivery to the residents and businesses of Wayne County. The Evans Administration will continue to work with sub-groups to achieve the following goals: 1.) Give experienced union members a voice and opportunity to help improve County operations; and 2.) Seek to manage primarily through collaboration rather than an iron fist. The Evans Administration believes these are two critical steps in moving Wayne County in the direction of improved union/management relations.

IMPACT ON OPERATIONS

Despite the increase in personnel, the CEO has worked diligently to decrease expenditures to minimize the impact on the department's operating budget.

OFFICE OF THE COUNTY EXECUTIVE OFFICER

Financial Report

		FY 2018-2019 Budget	FY 2019-2020 Budget	FY 2020-2021 Budget	FY 2021-2022 Projected Budget
00101	**General Fund**				
171	**County Executive**				
	Revenues				
	Federal Grants and Contracts	0	0	250,000	250,000
	Charges, Fees, and Fines	3,291,987	3,805,292	3,643,508	3,746,780
	Total Revenues	**$3,291,987**	**$3,805,292**	**$3,893,508**	**$3,996,780**
	Expenditures				
	Personnel	2,357,535	2,509,309	2,294,121	2,403,795
	Fringe Benefits	690,750	773,396	731,086	753,841
	Pension	684,079	760,149	614,982	633,676
	Materials and Supplies	20,600	20,200	125,474	118,132
	Services and Contractual Serv	668,854	807,989	1,006,254	1,023,768
	Travel	22,500	39,800	39,800	39,800
	Operating Expenses	27,547	32,490	71,560	90,430
	Rentals	225,828	210,608	211,906	211,906
	Other Charges	1,000	179,035	23,093	6,114
	Non Capital Assets	4,000	1,000	7,000	6,000
	Total Expenditures	**$4,702,693**	**$5,333,976**	**$5,125,276**	**$5,287,462**
00101	**General Fund**				
179	**EDC & Land Bank Administration**				
	Revenues				
	Charges, Fees, and Fines	1,347,570	1,145,205	1,083,636	1,092,354
	Operating Transfers In	453,321	0	0	0
	Total Revenues	**$1,800,891**	**$1,145,205**	**$1,083,636**	**$1,092,354**
	Expenditures				
	Personnel	795,865	492,091	480,683	503,069
	Fringe Benefits	242,041	156,923	158,848	162,087
	Pension	233,803	150,356	131,301	133,950
	Materials and Supplies	8,000	5,500	5,500	5,500
	Services and Contractual Serv	367,326	283,550	222,805	222,805
	Travel	16,500	5,500	5,500	5,500
	Operating Expenses	21,500	5,357	5,483	13,515
	Rentals	107,607	41,853	41,853	41,853
	Other Charges	3,249	1,249	28,837	1,249
	Non Capital Assets	5,000	2,826	2,826	2,826
	Total Expenditures	**$1,800,891**	**$1,145,205**	**$1,083,636**	**$1,092,354**
TOTAL DEPARTMENTAL REVENUES		**$5,092,878**	**$4,950,497**	**$4,977,144**	**$5,089,134**
TOTAL DEPARTMENTAL EXPENDITURES		**$6,503,584**	**$6,479,181**	**$6,208,912**	**$6,379,816**
GENERAL FUND SUBSIDY		**$1,410,706**	**$1,528,684**	**$1,231,768**	**$1,290,682**

Summary of Positions

		FY 2018-2019 Budget	FY 2019-2020 Budget	FY 2020-2021 Budget	FY 2021-2022 Projected Budget
101	**GENERAL FUND**				
171	**COUNTY EXECUTIVE**				
	ELECTED AND EXECUTIVE	17	17	15	15
	SUPPORT STAFF	7	7	9	9
	TOTAL POSITIONS	24	17	24	24
101	**GENERAL FUND**				
179	**EDC AND LAND BANK**				
	ELECTED AND EXECUTIVE	9	6	6	6
	SUPPORT STAFF	1	1	1	1
	TOTAL POSITIONS	10	7	7	7
	TOTAL DEPARTMENTAL POSITIONS	34	24	31	31

OFFICE OF THE COUNTY EXECUTIVE OFFICER

BUDGET CHANGE AND HIGHLIGHTS FY2020-2021

	Increase / Decrease from 2019-20 Adopted Budget	*Description of Change*
REVENUES		
Federal Grants and Contracts	250,000	New grant awarded
Charges, Fees, and Fines	(223,353)	Decreased revenue from departments to offset Decreases for personnel related costs and sheriff services.
TOTAL REVENUES	**$ 26,647**	
EXPENDITURES		
Personnel	(226,596)	3 positions transferred to Economic Development Department (EDD).
Fringe Benefits	(40,385)	The net variance results from the transfer of 3 positions and the increased health insurance rate.
Pension	(164,222)	The net variance results from the transfer of 3 positions and the increased pension rate.
Materials and Supplies	105,274	Printing & Binding , Postage and Office Supplies
Services and Contractual Services	137,520	This variance results from the net increases to chargebacks and sheriff services.
Operating Expenses	39,196	Advertising
Rentals	1,298	Equipment Rental
Other Charges	(128,354)	Net funding for the 2020 Census - Wayne United.
Non Capital Assets	6,000	Computer Equipment
TOTAL EXPENDITURES	**$ (270,269)**	
GENERAL FUND GENERAL PURPOSE	**$ (296,916)**	

CHARTER COUNTY OF WAYNE, MICHIGAN

Strategic Focus Areas

Focus Area	Objective	Measurement
Fiscal Prudence	Provide financial stability	General Fund - fund balance as a percentage of fund expenditures
		Bond rating
	Manage and maintain adequate reserves of resources	General Fund - unrestricted fund Balance as a percentage of fund expenditures
		General cash pool monthly cash balance
		Forecast of general fund cash balances
Community Wellness	Ensure a safe and healthy community	Number of rehabilitation projects in low/moderate income communities completed
		Number of blighted structures removed
		Percentage of required food establishment inspections completed
		Number Community gardens established in underserved communities
		Percentage of required pool inspections completed
	Increase access to health services	Percentage of Wayne County residents utilizing Federal Qualified Health Clinics (FQHC)(based on total low income population/community)

CHARTER COUNTY OF WAYNE, MICHIGAN

Strategic Focus Areas

Focus Area	Objective	Measurement
Community Wellness	Increase access to health services (Continued)	Market penetration rate of existing WC-FQHC (based on total population)
		Percentage of Wayne County residents with a healthcare provider
		Percentage of Wayne County residents who received oral care (within a year)
		Percentage of small businesses newly enrolled in county health plan
	Promote a culture of wellness	Percentage of Wayne County residents who received a routine checkup (within a year)
		Percentage of Wayne County children ages 19 to 35 months who are immunized
		Percentage of Wayne County residents receiving routine screenings for cancer
Public Safety	Collaborate with key criminal justice partners to increase the effective use of jail resources	Number of days from the date of a tether order or administrative jail release until placement on electronic monitoring for general jail population
		Percentage of jail population diversion recommendations from community corrections that are accepted by the court
	Divert people with mental illness from jails to community resources	Percentage of mental health consumers released with a community services discharge plan
		Number of days from the date of a tether order or administrative jail release until a mental health consumer is placed on a tether

CHARTER COUNTY OF WAYNE, MICHIGAN

Strategic Focus Areas

Focus Area	Objective	Measurement
Public Safety	**Divert people with mental illness from jails to community resources (Continued)**	Number of days spent in jail until discharge plan completed for mental health consumers
	Ensure juvenile program effectiveness and accountability	Percentage of recidivism for eligible youth under Juvenile Justice supervision
		Percentage of escalations to higher levels of care
	Reduce the number of youth formally adjudicated into juvenile justice system and out-of-home placement	Number youth placed in Juvenile Justice diversion programs
		Length of Stay in CMO Out-of-home care
	Promote education, training and job readiness skills for adjudicated youth	Number of eligible youth under Juvenile Justice supervision that obtain a job or gain work experience
Operational Efficiency	**Procure goods and services in a timely and cost-effective manner**	Administrative lead time
		Customer satisfaction
		Average PO administrative cost
		Procurement Savings
		Procurement Return on Investment

CHARTER COUNTY OF WAYNE, MICHIGAN

Strategic Focus Areas

Focus Area	Objective	Measurement
Operational Efficiency	**Be a good business partner to our suppliers**	Days elapsed from invoice receipt to payment
	Provide timely assessment and approval of permits	Days elapsed from permit application to approval
	Provide technology systems and services that create a productive, and up-to-date computing environment.	Percentage of core software at planned version per roadmap
		Percentage of PCs that are four years old or less
		Percentage network availability
		Percentage trouble tickets resolved within one business day
		Number of waynecounty.com website outages
Talent	**Engage and motivate employees of all levels**	Employee engagement score
		Employee engagement survey response rate
		Number voluntary employee turnover excluding retirement
		Number employee grievances

CHARTER COUNTY OF WAYNE, MICHIGAN

Strategic Focus Areas

Focus Area	Objective	Measurement
Talent	**Create positions that are well defined by requirements, competencies and results aligned to current needs**	Number days from vacancy to position filled
		Vacancy rate
		Number of jobs filled with Wayne County government from economic development efforts
		Percentage new hires successfully completing probationary period
		Percentage of positions with position analyses
		Percentage of departmental operational needs assessments complete
	Promote professional growth of employees through training and development	Percentage of talent assessments complete
		Percentage of GAP analyses between needs and talent competency complete
		Training test: average effectiveness rating
		Training survey: average satisfaction rating
Economic Development	**Partner with our communities to enhance local economic development efforts**	Percentage of community participation in community partnership forums
		Number of leads shared between Wayne County and our communities

CHARTER COUNTY OF WAYNE, MICHIGAN

Strategic Focus Areas

Focus Area	Objective	Measurement
Economic Development	**Partner with our communities to enhance local economic development efforts (Continued)**	Number of jobs created from community projects
		Number of jobs created with businesses located in Wayne County
		$ investment created by community projects
		Percentage of grant dollars awarded that were spent
	Retain and spur growth of existing Wayne County businesses	Number of businesses contacted
		Percentage of total procurement that is spent with Wayne County businesses
		Percentage of total contracts awarded that are awarded to Wayne County businesses
		Number of education sessions conducted on how to do business with Wayne County

The administration is developing a long term strategic plan intended to improve the service delivery to the Citizens of Wayne County. The plan is anticipated to take a number of years to fully implement. The County wide Strategic Focus Areas identified above are color coded to map to the Chief Executives' Strategic Priorities on page 1-15 of this document. Departments under the authority of the Chief Executive in turn have identified department level Strategic Focus Areas as well. Performance measurements intended to measure the County's progress in each of these areas are being developed and will be presented in next year's document. The Department level Strategic Focus Areas can be found in the department sections of this document.

Adopted Budget FY 2020-2021
and
Projected FY 2021-2022

WAYNE COUNTY
ECONOMIC DEVELOPMENT

EXPENDITURE ANALYSIS
FISCAL YEAR 2020-2021
(In Millions)

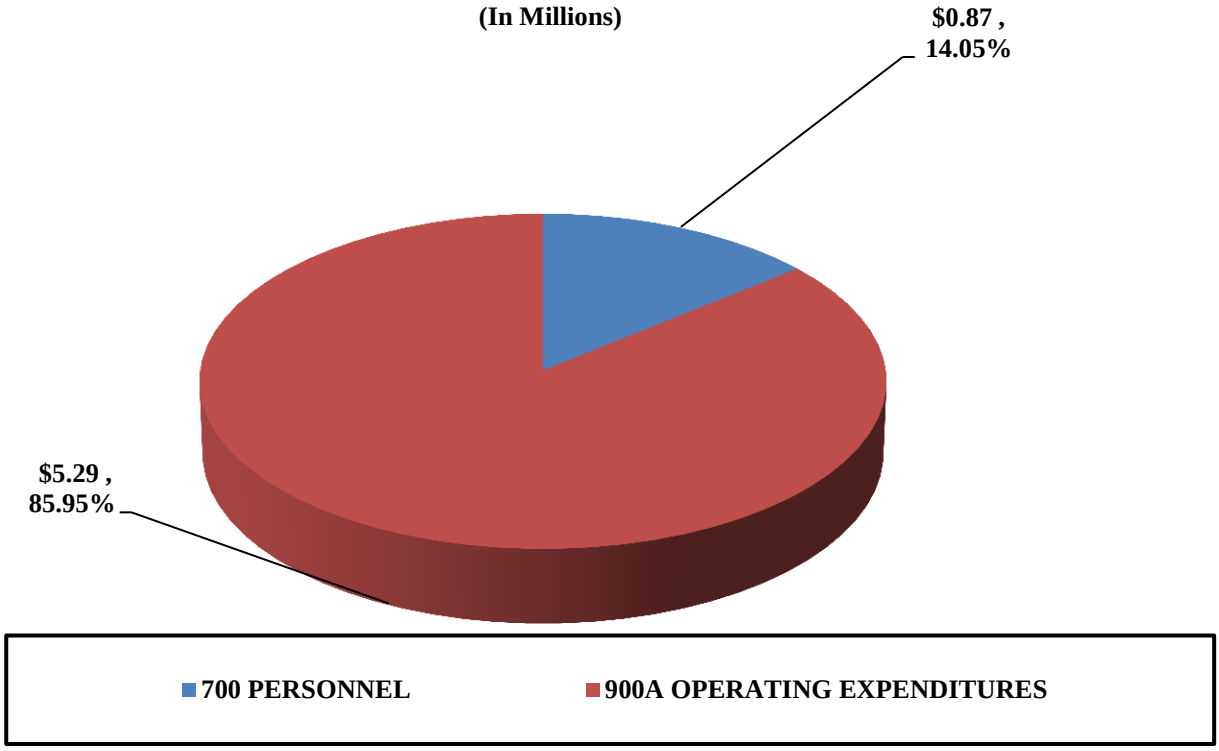

EXPENDITURE TREND ANALYSIS
FISCAL YEAR 2016-2017 THROUGH 2020-2021

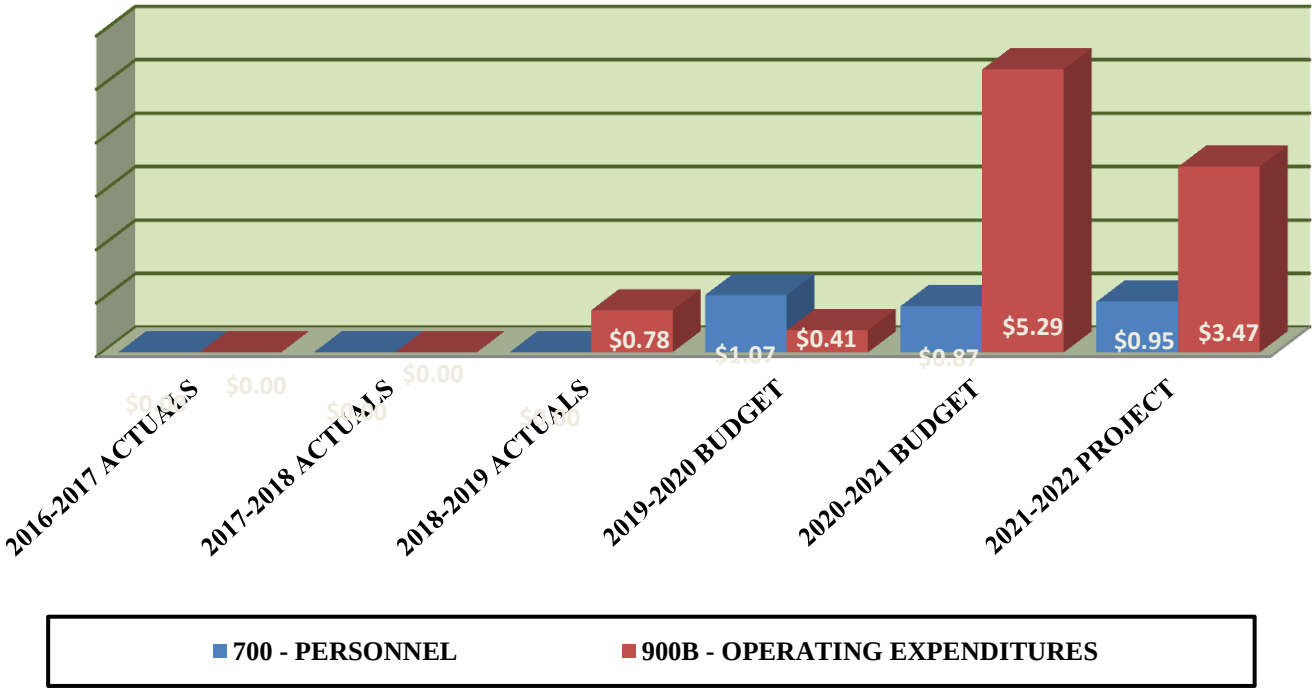

DEPARTMENT OF ECONOMIC DEVELOPMENT

MISSION

The Economic Development Department of Wayne County partners with the 43 local communities to spur and support business development, retention, and attraction in order to increase job opportunities and tax revenue. In turn, we work to support community development that will increase property values and make Wayne County an increasingly attractive place in which to conduct business and live.

Budget Summary All Funds				
	FY 2018-2019 Budget	**FY 2019-2020 Budget**	**FY 2020-2021 Budget**	**FY 2021-2022 Projected Budget**
Total Departmental Expenditures	$ 21,187,494	$ 30,283,905	$ 43,262,617	$ 31,809,896
Departmental Revenue				
Federal Grants and Contracts	8,126,520	15,343,758	28,111,275	16,872,428
Charges, Fees, and Fines	12,892,085	13,185,350	13,217,364	13,223,604
Interest Income	-	(50,000)	-	-
Rents and Expense Recoveries	321,000	321,000	321,000	321,000
Other Financing	(1,025,779)	-	-	-
Operating Transfers In	873,668	1,483,797	1,612,978	1,392,864
Total Revenue	$ 21,187,494	$ 30,283,905	$ 43,262,617	$ 31,809,896
General Fund General Purpose	$ -	$ -	$ -	$ -
Total Budgeted Positions	**5**	**76**	**75**	**75**

Contact: Khalil Rahal, Director
500 Griswold St., 13th Floor - Detroit, MI. 48226 - Phone (313) 224-8270

Note: In FY18-19 the Executive Branch Reorganization Plan resulted in the creation of the Economic Development Department. The functions of economic development, community development, along with capital development and buildings administration were moved from the Health, Veterans and Community Wellness Department (HVCW) and Management & Budget.

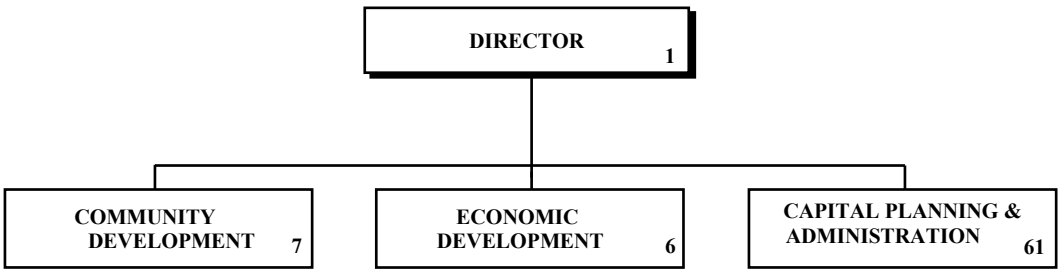

DEPARTMENT OF ECONOMIC DEVELOPMENT

MAJOR ACTIVITIES AND DESCRIPTIONS

The Department of Economic Development serves as a driver and catalyst for investment, retention, expansion, and business attraction in order to drive jobs and investment to the region. The Department of Economic Development accomplishes this through a "pro-business" environment to provide expedited service that is predictable, transparent, and encourages confidence in the business. They will serve as a single point of entry for businesses looking to expand, locate or grow in Wayne County. The Department of Economic Development specializes in coordinating activities of real estate and business development, improving the business climate within Wayne County, and providing one-stop business assistance. The Department of Economic Development is also responsible for preserving and enhancing communities within Wayne County and leveraging the County's resources to benefit Wayne County's communities.

ECONOMIC DEVELOPMENT DIVISION:

The Economic Development Division is responsible for working with local communities and public or private entities to attract and assist businesses in a manner designed to increase employment and expand the tax base of Wayne County. This division is responsible for business outreach, education, marketing and planning activities.

The Economic Development Division also interacts with the following agencies and authorities:

- Wayne County Land Bank Authority (WCLB) - WCLB is a governmental authority whose purpose is to manage underutilized or blighted property and place it back into productive use.
- Greater Wayne County Economic Development Corporation (GWEDC) - GWEDC is established through its contract with Wayne County and coordinates the activities of the remaining agencies and authorities included in this listing.
- Wayne County Community Development Entity (CDE) - CDE receives, administers, and invests New Market Tax Credit funds for religious, charitable, educational, and scientific purposes to revitalize low-income communities, create community, economic and service programs, attract private and/or public investors who will rebuild neighborhoods and create jobs. The CDE also facilitates and distributes investment capital to benefit low-income communities in Wayne County.
- Economic Development Corporation of Wayne County (EDC) - EDC is a mechanism to provide private activity bond financing for qualified applicants. The EDC also administers grants and provides other services on behalf of and for the benefit of Wayne County.
- Wayne County Brownfield Redevelopment Authority (BRA) - BRA assists in developing Brownfield plans, securing Michigan Brownfield Tax credits and tax increment financing. The BRA also secures and administers grant funding from the US Environmental Protection Agency.
- Detroit/Wayne County Port Authority - The Port Authority oversees development, maintenance, and operation of the Port of Detroit.

COMMUNITY DEVELOPMENT DIVISION:

The Community Development Division is responsible for preserving and enhancing existing neighborhoods and community resources within Wayne Count by implementing federal and state funded community development programs that benefit low to moderate income individuals and families. The Community Development Division develops and initiates programs to effect positive community development, which include, but are not limited to:

- Community Development Block Grant (CDBG) Program— CDBG is designed to develop viable communities by promoting housing, a suitable living environment, and expanding economic opportunities.
- Home Investments Partnership (HOME) Program— HOME provides affordable housing opportunities by promoting home ownership and maintaining, improving and expanding the supply of decent, safe and sanitary housing.
- Neighborhood Stabilization (NSP) Program—the NSP program is designed to assist with stabilizing communities that suffer from foreclosures and abandonment through the purchase and redevelopment of foreclosed and abandoned homes and residential properties.
- Emergency Solutions Grant (ESG) Program—the ESG program is designed to provide shelter for Wayne County families who experience homelessness.

DEPARTMENT OF ECONOMIC DEVELOPMENT

***MAJOR ACTIVITIES AND DESCRIPTIONS** continued*

CAPITAL PLANNING AND BUILDINGS ADMINISTRATION DIVISION:

The Capital Development and Buildings Administration Division is responsible for the operation and maintenance of all general fund County buildings. They provide office and workspace and space planning for all County departments and several state agencies that operate in County-owned buildings and leased facilities. The Capital Development and Buildings Administration Division also oversees the renewal of County-wide building leases and, with the assistance of Corporation Counsel, the resolution of any lessor/lessee compliance matters. In coordination with the Chief Financial Officer (CFO), the division assists in the development of capital planning for building infrastructure. The division also serves the County real estate purchaser and/or seller of surplus County– owned property, with assistance from a roster of brokers to market properties for sale, as needed.

NEW INITIATIVES FOR FISCAL YEAR 2020-2021

Due to the global pandemic, the Economic Development Division will focus on small business support and financing. Wayne County was allocated CARES act money due to the global pandemic. The CARES act gives Wayne County the opportunity to support small businesses as they face unprecedented financial hardship. Helping these businesses survive COVID and thrive beyond the crisis will ensure that Wayne County will continue to see tax revenue from these businesses that are the backbone of the economy. Supporting small businesses and helping them operate through the crisis will benefit the business, the employees, the local community and ultimately the tax revenue for the county. Wayne County Economic Development is seeking to put together a comprehensive plan to assist small businesses to ensure they can return to safely operating.

IMPACT ON OPERATIONS

- Retain current portfolio of services.
- Add capacity and depth in administration, programmatic capabilities, and business development, and add capacity to strategic and operational leadership.

DEPARTMENT OF ECONOMIC DEVELOPMENT

Financial Report

		FY 2018-2019 Budget	FY 2019-2020 Budget	FY 2020-2021 Budget	FY 2021-2022 Projected Budget
00101	**General Fund**				
174	**Economic Development**				
	Revenues				
	State Grants and Contracts	0	0	0	0
	Charges, Fees, and Fines	0	0	19,886	19,886
	Operating Transfers In	0	1,483,797	1,612,978	1,392,864
	Total Revenues	**$0**	**$1,483,797**	**$1,632,864**	**$1,412,750**
	Expenditures				
	Personnel	0	656,066	752,924	591,800
	Fringe Benefits	0	208,556	245,390	189,483
	Pension	0	201,013	199,827	157,902
	Materials and Supplies	0	2,500	8,200	8,200
	Services and Contractual Serv	0	292,875	300,225	300,225
	Travel	0	16,000	16,400	16,400
	Operating Expenses	0	6,001	7,168	9,414
	Rentals	0	93,286	93,286	93,286
	Other Charges	0	5,000	7,444	44,040
	Non Capital Assets	0	2,500	2,000	2,000
	Total Expenditures	**$0**	**$1,483,797**	**$1,632,864**	**$1,412,750**
00250	**Community & Economic Devel**				
172	**EDD - Home Programs**				
	Revenues				
	Federal Grants and Contracts	2,570,787	5,082,485	11,817,772	10,721,636
	Total Revenues	**2,570,787**	**5,082,485**	**11,817,772**	**10,721,636**
	Expenditures				
	Other Charges	2,570,787	5,082,485	11,817,772	10,721,636
	Total Expenditures	**$2,570,787**	**$5,082,485**	**$11,817,772**	**$10,721,636**
00250	**Community & Economic Devel**				
690	**Home Administration**				
	Revenues				
	Federal Grants and Contracts	285,643	132,794	129,744	130,245
	Other Financing	(1,025,779)	0	0	0
	Operating Transfers In	873,668	0	0	0
	Total Revenues	**$133,532**	**$132,794**	**$129,744**	**$130,245**
	Expenditures				
	Personnel	76,372	79,878	79,878	79,878
	Fringe Benefits	23,245	25,663	25,917	25,908
	Pension	22,621	24,669	21,365	21,478
	Services and Contractual Serv	8,698	0	0	0
	Travel	500	500	500	500
	Operating Expenses	550	538	538	935
	Rentals	1,546	1,546	1,546	1,546
	Total Expenditures	**$133,532**	**$132,794**	**$129,744**	**$130,245**

DEPARTMENT OF ECONOMIC DEVELOPMENT

Financial Report

		FY 2018-2019 Budget	FY 2019-2020 Budget	FY 2020-2021 Budget	FY 2021-2022 Projected Budget
00275 821	**Comm Devel Blk Grant (CDBG) CDBG Administration**				
	Revenues				
	Federal Grants and Contracts	763,958	1,005,308	1,257,009	100,489
	Total Revenues	**$763,958**	**$1,005,308**	**$1,257,009**	**$100,489**
	Expenditures				
	Personnel	232,900	435,072	343,029	365,203
	Fringe Benefits	70,150	139,178	112,393	117,887
	Pension	68,020	132,962	92,795	96,974
	Materials and Supplies	21,500	17,000	25,000	25,000
	Services and Contractual Serv	95,957	125,000	500,000	200,000
	Travel	20,000	25,000	25,800	25,800
	Operating Expenses	6,652	10,790	9,851	13,433
	Rentals	30,491	44,954	51,000	51,000
	Other Charges	218,288	75,352	197,134	165,900
	Non Capital Assets	0	0	10,000	10,000
	Total Expenditures	**$763,958**	**$1,005,308**	**$1,367,002**	**$1,071,197**
00275 822	**Comm Devel Blk Grant (CDBG) CDBG Projects**				
	Revenues				
	Federal Grants and Contracts	4,091,674	8,800,336	14,501,895	5,515,203
	Total Revenues	**$4,091,674**	**$8,800,336**	**$14,501,895**	**$5,515,203**
	Expenditures				
	Personnel	23,690	24,881	24,883	24,883
	Fringe Benefits	7,210	7,994	8,076	8,074
	Pension	7,017	7,684	6,656	6,691
	Services and Contractual Serv	96	0	0	0
	Operating Expenses	176	173	174	302
	Other Charges	4,053,485	8,809,534	13,883,503	4,035,935
	Total Expenditures	**$4,091,674**	**$8,850,266**	**$13,923,292**	**$4,075,885**
00275 831	**Comm Devel Blk Grant (CDBG) CDBG HUD Loans**				
	Revenues				
	Federal Grants and Contracts	414,458	322,835	404,855	404,855
	Charges, Fees, and Fines	158,585	179,550	191,678	197,918
	Total Revenues	**$573,043**	**$502,385**	**$596,533**	**$602,773**
	Expenditures				
	Services and Contractual Serv	1,800	1,800	1,800	1,800
	Rentals	37,055	37,055	37,055	37,055
	Other Charges	534,188	413,600	1,026,288	1,032,528
	Total Expenditures	**$573,043**	**$452,455**	**$1,065,143**	**$1,071,383**

DEPARTMENT OF ECONOMIC DEVELOPMENT

Financial Report

		FY 2018-2019 Budget	FY 2019-2020 Budget	FY 2020-2021 Budget	FY 2021-2022 Projected Budget
00631	**Economic Development**				
174	**Capital Planning & Buildings**				
	Revenues				
	Charges, Fees, and Fines	12,733,500	13,005,800	13,005,800	13,005,800
	Interest Income	0	(50,000)	0	0
	Rents and Expense Recoveries	321,000	321,000	321,000	321,000
	Total Revenues	**$13,054,500**	**$13,276,800**	**$13,326,800**	**$13,326,800**
	Expenditures				
	Personnel	4,111,591	4,449,168	4,225,807	4,383,738
	Fringe Benefits	1,188,266	1,424,626	1,353,107	1,444,653
	Pension	1,196,655	1,355,130	1,067,025	1,162,216
	Materials and Supplies	601,200	899,600	640,309	603,825
	Services and Contractual Serv	1,798,957	1,571,319	2,038,199	1,985,675
	Travel	66,500	34,300	27,500	26,250
	Operating Expenses	3,682,221	3,258,364	3,267,604	3,302,750
	Rentals	239,285	261,693	378,693	378,693
	Other Charges	27,223	22,600	328,556	39,000
	Depreciation	142,602	0	0	0
	Total Expenditures	**$13,054,500**	**$13,276,800**	**$13,326,800**	**$13,326,800**
TOTAL DEPARTMENTAL REVENUES		**$21,187,494**	**$30,283,905**	**$43,262,617**	**$31,809,896**
TOTAL DEPARTMENTAL EXPENDITURES		**$21,187,494**	**$30,283,905**	**$43,262,617**	**$31,809,896**
GENERAL FUND SUBSIDY		**$0**	**$0**	**$0**	**$0**

Summary of Positions

		FY 2018-2019 Budget	FY 2019-2020 Budget	FY 2020-2021 Budget	FY 2021-2022 Projected Budget
101	**GENERAL FUND**				
174	**Economic Development**				
	ELECTED AND EXECUTIVE	0	3	4	4
	SUPERVISORY AND PROFESSIONAL	0	4	2	2
	SUPPORT STAFF	0	1	1	1
	TOTAL POSITIONS	0	8	7	7
00275	**Comm Devel Blk Grant (CDBG)**				
821	**CDBG Administration**				
	ELECTED AND EXECUTIVE	4	6	6	6
	SUPERVISORY AND PROFESSIONAL	1	1	1	1
	SUPPORT STAFF	0	0	0	0
	TOTAL POSITIONS	5	7	7	7
631	**Economic Development**				
202	**Capital Planning & Buildings**				
	ELECTED AND EXECUTIVE	3	3	3	3
	SUPERVISORY AND PROFESSIONAL	11	13	14	14
	SUPPORT STAFF	49	45	44	44
	TOTAL POSITIONS	63	61	61	61
	TOTAL DEPARTMENTAL POSITIONS	68	76	75	75

DEPARTMENT OF ECONOMIC DEVELOPMENT

BUDGET CHANGE AND HIGHLIGHTS FY2020-2021

	Increase / Decrease from 2019-20 Adopted Budget	*Description of Change*
REVENUES		
Federal Grants and Contracts	12,767,517	Increase due to Project Years 2018, 2019 and 2020 recognition of Federal Grants.
Charges, Fees, and Fines	32,014	Increase in Chargeback revenues required to fund operational costs.
Interest Income	50,000	Interest earnings.
Operating Transfers In	129,181	Increase due to establishing the Economic Development Department in FY 2019-20
TOTAL REVENUES	$ 12,978,712	
EXPENDITURES		
Personnel	(218,544)	Cares Act Reimbursements in FY 2021
Fringe Benefits	(61,134)	Cares Act Reimbursements in FY 2021
Pension	(333,790)	Cares Act Reimbursements in FY 2021
Materials and Supplies	(245,591)	Decrease of supplies and professional repairs due to pandemic.
Services and Contractual Services	849,230	Increased to all county chargebacks
Travel	(5,600)	Decrease in local travel and conventions.
Operating Expenses	9,469	Increase in equipment and repairs.
Rentals	123,046	Guardian Bldg. rent increased due deficit elimination plan
Other Charges	12,852,126	Increase in miscellaneous operating relating to the ERP.
Non Capital Assets	9,500	Increase in computer equipment due to the pandemic.
TOTAL EXPENDITURES	$ 12,978,712	
GENERAL FUND GENERAL PURPOSE	$ -	

This page intentionally left blank.

HEALTH, HUMAN AND VETERANS SERVICES

Adopted Budget FY 2020-2021
and
Projected FY 2021-2022

WAYNE COUNTY
HEALTH, HUMAN AND VETERANS SERVICES

EXPENDITURE ANALYSIS
FISCAL YEAR 2020-2021
(In Millions)

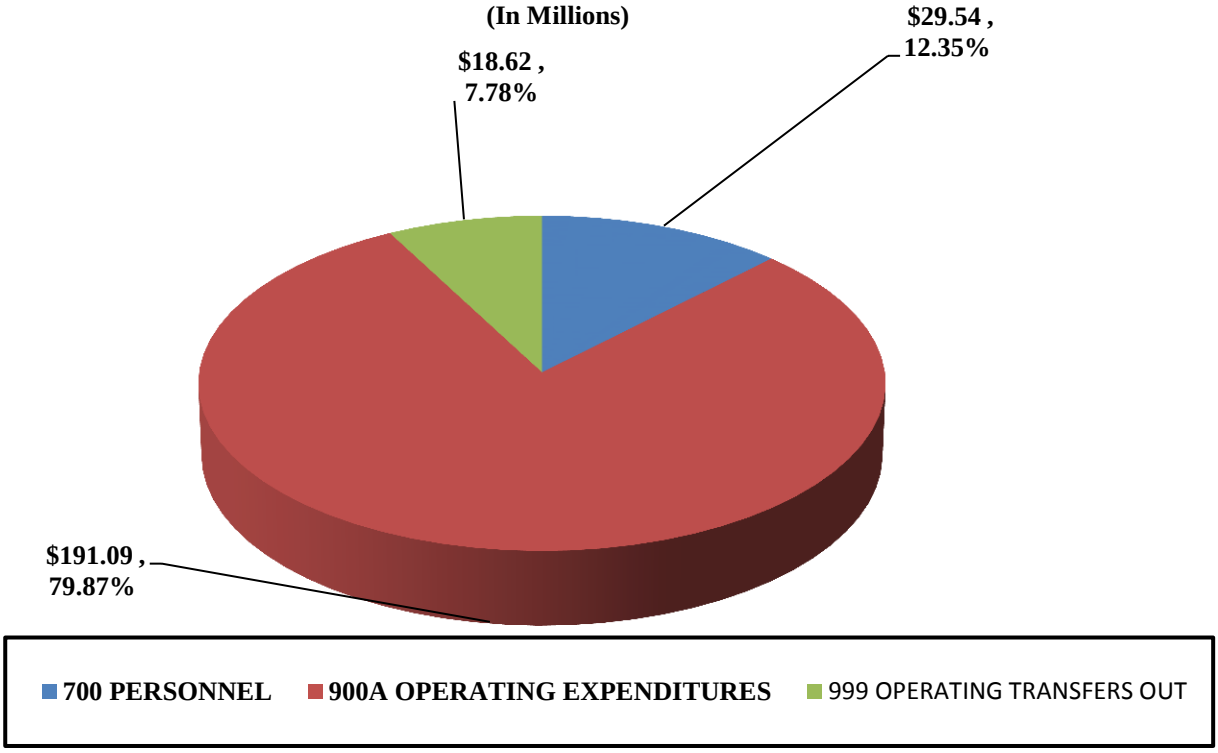

EXPENDITURE TREND ANALYSIS
FISCAL YEAR 2016-2017 THROUGH 2020-2021

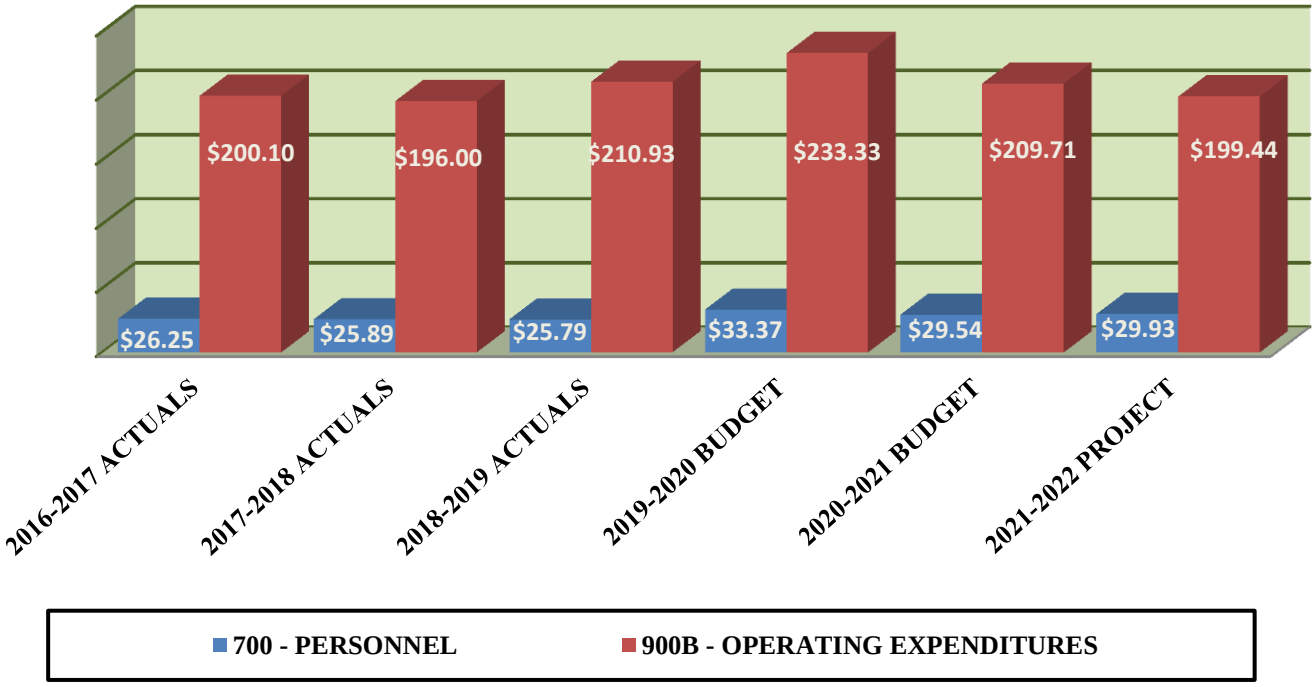

DEPARTMENT OF HEALTH, HUMAN AND VETERANS SERVICES

MISSION

The Mission of the Department of Health, Human and Veterans Services (HHVS) is responsible for coordinating and administering health, social, educational and youth services to communities and residents of Wayne County.

Budget Summary All Funds

	FY 2018-2019 Budget	FY 2019-2020 Budget	FY 2020-2021 Budget	FY 2021-2022 Projected Budget
Total Departmental Expenditures	$ 231,165,400	$ 251,177,506	$ 215,753,574	$ 215,287,761
Departmental Revenue				
Taxes	9,867,191	9,959,658	10,449,134	12,273,725
Federal Grants and Contracts	11,506,452	12,789,416	11,380,006	11,380,006
State Grants and Contracts	66,560,472	80,807,903	71,148,867	70,273,662
Local Grants and Contracts	10,117,768	9,348,768	6,732,530	6,732,530
Charges, Fees, and Fines	48,176,491	47,525,774	33,013,739	32,912,592
Interest Income	15,000	15,000	15,000	15,000
Other Financing	(3,292,088)	129,064	483,804	-
Operating Transfers In	78,987,480	81,149,335	73,162,810	72,201,214
Total Revenue	$ 221,938,766	$ 241,724,918	$ 206,385,890	$ 205,788,729
General Fund General Purpose	$ 9,226,634	$ 9,452,588	$ 9,367,684	$ 9,499,032
Total Budgeted Positions	**293**	**318**	**281**	**281**

Contact: **Genelle M. Allen,** Director
500 Griswold St., 10th Floor - Detroit, MI. 48226 - Phone (313) 224-8885

Note: In FY18-19 the Executive Branch Reorganization Plan resulted in the creation of the Economic Development Department. The functions of economic development, community development, were moved from the Health, Veterans and Community Wellness Department (HVCW). Also the title of HVCW was changed to Health, Human and Veterans Services Department and the Wellness Division to the Public Health Division.

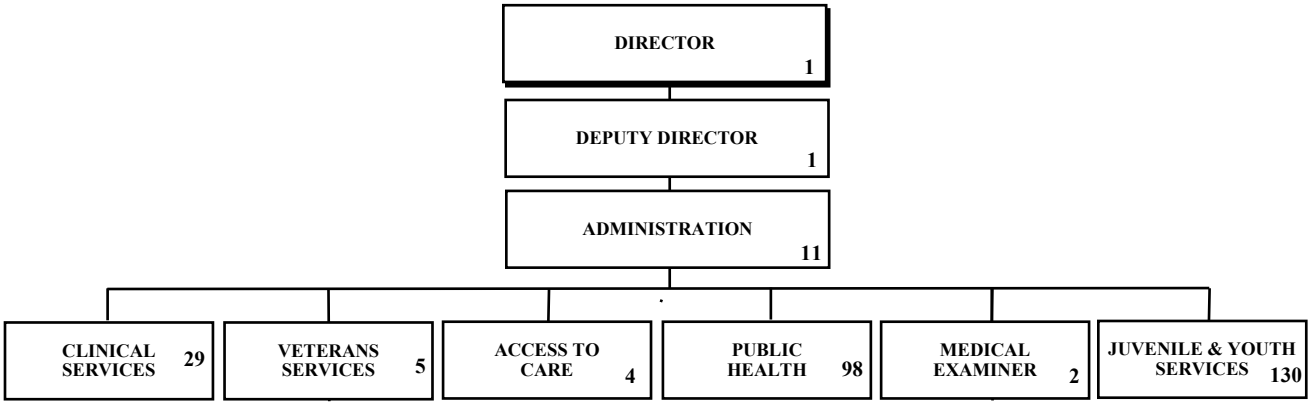

MAJOR ACTIVITIES AND DESCRIPTIONS

In FY 2015-16 Wayne County consolidated a variety of overlapping services and redundant programs from multiple departments into the Department of Health Veterans and Community Wellness (HVCW) in an effort to tie the common bond of the social and physical wellness of County residents together into a single service model. For the last year HVCW has continued to streamline services to better service County residents with greater efficiency. We continue to strive for a "No Wrong Door" model that provides County residents greater ease of access when seeking health, social, educational and youth services from Wayne County. *Note: In May 2019, the Wayne County Commission approved the Executive Plan of Reorganization, which changed the name of the department to Health, Human and Veterans Services (HHVS).*

The model continues and builds upon the concepts of the Wayne County Patient Care Management System under which Wayne County has, for many years, prioritized its resources in a manner to effectively coordinate and provide the widest scope of County residents with the type of care that would allow them to address the broadest number of health issues, decrease inpatient admissions, and improve the quality of health in Wayne County. The concept of Community Wellness, as embodied by the Patient Care Management System, has grown to include activities of the Wayne County from the HealthChoice program to immunization clinics and from clinic operations to nutrition programs for qualified residents of Wayne County.

ADMINISTRATION: Our mission, as HHVS Administration, is to deliver health and wellness services to the residents of Wayne County through a holistic application of services to youth and families throughout the county. The department is committed to enhancing the overall delivery of services, while strategically utilizing county resources in the community to support all County residents and vulnerable populations.

HHVS Administration ensures that all six divisions are working as one entity in serving the health, social, educational and youth services needs of all communities in the County. HHVS administration is also responsible for managing the Wayne County Patient Care Management System which has programmatic elements that extend into multiple divisions and require integration to maximize efficiencies and benefits to County residents, including those residents who are indigent. In addition, Administration coordinates and facilitates all operational and strategic assistance such as budgeting, contract processing, and personnel related issues and information technology to all divisions.

In addition to the Administration Office the department consists of six divisions:

PUBLIC HEALTH DIVISION: Provides health and wellness programs targeting communities and residents within Wayne County. The Division performs the following functions:

The Public and Environmental Health function is responsible for all public health related programs as required by the Michigan Public Health Code, including prevention and disease control, family health services, nutrition, communicable disease, and public health emergency preparedness. Environmental health services include inspections, licensing, and enforcement for food and food service providers within Wayne County.

The Social Wellness function addresses the social determinants of health and community wellness. These functions focus on community development, healthy living and healthy neighborhoods, financial education designed to target and eliminate disparities and inequities as related to social and environmental justice. Such programs include physical education, breastfeeding counseling to expectant and nursing parents. This function houses the Michigan State University Extension program which provides a variety of research based educational programs to County residents to improve their lives and quality of life such as community food systems and children and youth development programs (4H).

DIVISION OF CLINICAL SERVICES: Is responsible for direct clinical services and diagnostic screenings provided at the Public Health Clinics, County Jails, the Juvenile Detention Facility and other federally funded health centers. These services include but are not limited to physical examinations, vaccinations and inoculations, primary care and disease treatment, dental and behavioral health services.

Wayne County Healthy Communities FQHCs: Wayne County operates two federally qualified health centers (FQHCs) in Hamtramck and Wayne. The health centers offer primary health care services in addition to other health, dental and social services that are currently offered through our department.

***MAJOR ACTIVITIES AND DESCRIPTIONS** continued*

Funded by a grant from Health and Human Services, the health center's goal is to provide comprehensive affordable healthcare services in one location for the entire family. Both the WCHC-Hamtramck Health Center and the WCHC-Wayne Health Center serve any and all patients regardless of their insurance status or ability to pay.

Jail Health Services Program (JHS): The department operates health clinics at all three county jails. These legally mandated medical, dental, and mental health services are offered on-site to all inmates on a 24-hour basis. Approximately 27,000 inmates receive all required screening, testing, medication, and referrals to off-site specialty services annually. Recent accomplishments include: JHS Key Performance Indicators (for quality of clinical services) have consistently trended upward throughout FY 2018. JHS continued to be a training site for MSU Psychiatric Residents in 2018.

Juvenile Wellness Program: Health Services at the Wayne County Juvenile Detention Facility includes mental, medical and dental health care. Upon admission to the facility, the juvenile resident receives a preliminary medical, mental health and dental assessment, including screening for communicable diseases by the nursing staff.

Assessment and evaluation of residents' medical concerns and dental needs, as well as administration of prescribed pharmaceuticals and treatment is conducted daily during scheduled "sick call". Injuries and serious illnesses are treated as they occur. Referrals are made to off-site clinics/hospitals as warranted.

The facility operates two mental health housing units (female & male). Residents admitted with acute emotional or mental problems are placed on these units for intensive mental health services. Psychiatrists, limited licensed psychologists, and master level social workers staff the facility's mental health department.

The Adult Services/Community Corrections: This program is the lead agency for Wayne County's implementation of the Michigan Community Corrections Act (PA 511). The program has the responsibility of ensuring that local corrections policies, practices, community-based sanctions, and services are in accordance with PA 511 and State Board priorities. Through a coalition of a Community Corrections Advisory Board (CCAB), an annual comprehensive plan is developed that provides guidance, recommendations, and leadership to criminal justice practitioners. The program also develops and administers community-based alternatives to incarceration for adult offenders, thus improving outcomes, ensuring accountability, enhancing public safety, and reducing recidivism.

DIVISION OF JUVENILE AND YOUTH SERVICES : Is responsible for the administration of juvenile justice system of care. The division provides the following functions:

The Juvenile and Youth Services function is responsible for programs including detention custody and care, residential treatment, and community based services for youth who have had some degree of formal involvement with the Family Division of the Third Circuit Court. The Prevention Services Unit is responsible for the administration and distribution of services which are primarily grant-funded and are designed to help at-risk youth avoid formal court action, reduce delinquency adjudications, and help youth remain engaged in school and the community.

DIVISION OF VETERAN SERVICES : Coordinates the delivery of services designed to address the immediate needs and secure, stable living conditions for veterans.

DIVISION OF ACCESS TO CARE: Is responsible for the administration of the Health Choice programs, which provide access to reasonably priced health care to Wayne County residents. These programs include health coverage for low-income employees of Wayne County small businesses, dental coverage for any resident, and vision coverage and prescription assistance for seniors.

DIVISION OF MEDICAL EXAMINER:
Identifies, investigates and determines the cause and manner of death of people who die in Wayne County under circumstances or conditions described by Act. 92 of the Michigan Public Acts of 1969 (violent, sudden, unexpected or suspicious). The MEO releases the remains and personal property to the next-of-kin or public authority and maintains and provides public records and testimony on all such cases.

FISCAL YEAR 2019-2020 ACCOMPLISHMENTS AND HIGHLIGHTS

Opiate Treatment Initiatives

Wayne County Healthy Communities continues to grow its partnerships with the University of Detroit Mercy Dental School and Beaumont Health, providing both wellness visits and acute care visits. This past year the FQHC kicked off its new pilot program Opioid /Medication Assisted Treatment (MAT) program, has partnering outreach community education programs with American Heart Association and LACH, developed relationship with First Step to provide medical, dental and behavioral healthcare to their family of both Adults and children.

In December 2018 JHS partnered with Hegira and CCS to establish an opioid recovery and treatment program for Jail inmates. The program is scheduled to start in April of 2019. JHS, through CCS, applied for NCCHC accreditation in June of 2018 and has an accreditation site visit scheduled for the week of May 20, 2019. In FY 2018 JHS, through its vendor CCS, redirected over $3.5 in offsite inpatient hospital costs to Medicaid.

Wayne County Grow Detroit Young Talent

Wayne County Executive Warren C. Evans announced a grant, secured from the Michigan Child Care Fund, to the Grow Detroit's Young Talent program in 2016. HHVS has maintained its relationship with the Grow Young Detroit Talent program which provides job opportunities for at-risk Detroit youth, ages 14-17. Participants of the program, receive assistance through Wayne County's juvenile prevention services, which enables them to gain employment, build positive relationships with adult mentors and supportive peers, and empower them to make value-based life choices.

Wayne County's Department of Health, Human and Veterans Services leveraged its relationship with the Michigan Department of Health and Human Services to secure the County's contribution from the Child Care Fund. which are matched by the Detroit Employment Solutions Corporation (DESC) from the philanthropic community These effort have proven to be another example of Detroit and Wayne County working together to improve our community. Through programs like Grow Young Detroit Talent and partnerships, more than 322 young people have gained training and employment opportunities here in Wayne County.

Juvenile Detention Facility Partnerships

The Juvenile Detention Center is developing relationships with potential philanthropist to enhance ancillary services to its residents during their detainment at the facility. The partnerships are founded on principles of providing multiple forms of creative, artistic, college application assistance, and other technical support services to youth. Innovative projects and opportunities exist for youth in the areas of trust-building and engagement. These specialized projects provide mentorship and community support both during the time youth are housed at the Facility and upon their release. Partnerships such as these serve to improve and enhance the overall experiences of the youth at the Detention Facility.

IMPACT ON OPERATIONS

The Fiscal Year 2020-2021 budget represents a decrease of General Fund for the Department of Health, Human and Veterans Services.

DEPARTMENT OF HEALTH, HUMAN AND VETERANS SERVICES

Financial Report

		FY 2018-2019 Budget	FY 2019-2020 Budget	FY 2020-2021 Budget	FY 2021-2022 Projected Budget
00101	**General Fund**				
151	**Pre-Trial**				
	Revenues				
	Total Revenues	**$0**	**$0**	**$0**	**$0**
	Expenditures				
	Materials and Supplies	86,000	86,000	67,000	67,000
	Services and Contractual Serv	216,486	108,500	94,500	94,500
	Operating Expenses	117,400	117,000	140,000	151,000
	Rentals	1,532,773	1,532,773	1,532,773	1,532,773
	Total Expenditures	**$1,952,659**	**$1,844,273**	**$1,834,273**	**$1,845,273**
00101	**General Fund**				
601	**Public Health Programs**				
	Revenues				
	Charges, Fees, and Fines	3,481,153	3,877,811	3,423,445	3,317,060
	Total Revenues	**$3,481,153**	**$3,877,811**	**$3,423,445**	**$3,317,060**
	Expenditures				
	Personnel	327,956	338,719	387,658	400,466
	Fringe Benefits	99,272	108,318	126,453	130,496
	Pension	96,368	103,807	101,841	106,805
	Materials and Supplies	500	500	500	500
	Services and Contractual Serv	2,951,297	3,320,923	2,800,231	2,669,168
	Travel	2,360	2,260	2,881	2,880
	Operating Expenses	3,400	3,284	3,881	6,745
	Total Expenditures	**$3,481,153**	**$3,877,811**	**$3,423,445**	**$3,317,060**
00101	**General Fund**				
602	**Indigent Health Care**				
	Revenues				
	Taxes	4,800,000	4,575,000	5,032,500	5,032,500
	Charges, Fees, and Fines	22,247,182	23,216,731	12,222,917	12,223,449
	Interest Income	15,000	15,000	15,000	15,000
	Other Financing	(3,388,108)	(370,936)	0	0
	Total Revenues	**$23,674,074**	**$27,435,795**	**$17,270,417**	**$17,270,949**
	Expenditures				
	Personnel	261,164	266,212	266,212	266,212
	Fringe Benefits	78,740	84,721	85,549	85,518
	Pension	76,377	81,198	70,320	70,693
	Materials and Supplies	2,000	2,000	2,000	2,000
	Services and Contractual Serv	286,118	260,875	(6,721,969)	(6,723,829)
	Operating Expenses	2,912	2,776	2,776	4,826
	Rentals	34,871	33,257	33,029	33,029
	Other Charges	8,863,224	8,843,916	8,843,224	8,843,224
	Operating Transfers Out	14,068,668	17,860,840	14,689,276	14,689,276
	Total Expenditures	**$23,674,074**	**$27,435,795**	**$17,270,417**	**$17,270,949**

DEPARTMENT OF HEALTH, HUMAN AND VETERANS SERVICES

Financial Report

		FY 2018-2019 Budget	FY 2019-2020 Budget	FY 2020-2021 Budget	FY 2021-2022 Projected Budget
00101	**General Fund**				
648	**Medical Examiner**				
	Revenues				
	Charges, Fees, and Fines	900,000	900,000	900,000	900,000
	Total Revenues	**$900,000**	**$900,000**	**$900,000**	**$900,000**
	Expenditures				
	Personnel	0	52,012	52,012	52,012
	Fringe Benefits	0	17,437	17,597	17,943
	Pension	0	15,662	13,564	13,636
	Materials and Supplies	2,000	2,000	2,000	2,000
	Services and Contractual Serv	7,195,047	7,355,750	7,440,357	7,616,146
	Operating Expenses	53,800	54,368	54,368	987
	Capital	0	20,000	0	0
	Operating Transfers Out	261,970	261,286	260,332	260,332
	Total Expenditures	**$7,512,817**	**$7,778,515**	**$7,840,230**	**$7,963,056**
00101	**General Fund**				
684	**Veterans Affairs**				
	Expenditures				
	Personnel	69,838	96,800	42,450	42,450
	Fringe Benefits	21,576	31,074	13,595	13,584
	Pension	20,301	29,897	11,180	11,239
	Materials and Supplies	3,947	3,947	3,450	0
	Services and Contractual Serv	156,508	118,908	125,431	125,530
	Travel	2,000	2,000	0	0
	Operating Expenses	1,505	1,760	288	501
	Rentals	27,000	40,000	27,130	27,130
	Total Expenditures	**$302,675**	**$324,386**	**$223,524**	**$220,434**
00101	**General Fund**				
701	**HHVS-Central Administration**				
	Revenues				
	Charges, Fees, and Fines	5,044,435	5,151,310	4,061,949	4,066,655
	Total Revenues	**$5,044,435**	**$5,151,310**	**$4,061,949**	**$4,066,655**
	Expenditures				
	Personnel	1,178,743	1,178,451	1,004,193	1,002,893
	Fringe Benefits	344,430	362,980	309,275	309,437
	Pension	330,755	345,097	252,258	253,595
	Materials and Supplies	12,200	24,200	19,900	17,301
	Services and Contractual Serv	2,918,567	2,990,483	2,230,412	2,232,716
	Travel	10,000	10,120	7,441	5,440
	Operating Expenses	11,668	10,916	9,214	16,017
	Rentals	238,072	229,063	229,256	229,256
	Total Expenditures	**$5,044,435**	**$5,151,310**	**$4,061,949**	**$4,066,655**

DEPARTMENT OF HEALTH, HUMAN AND VETERANS SERVICES

Financial Report

		FY 2018-2019 Budget	FY 2019-2020 Budget	FY 2020-2021 Budget	FY 2021-2022 Projected Budget
00101	**General Fund**				
731	**Cooperative Extension**				
	Revenues				
	Total Revenues	**$0**	**$0**	**$0**	**$0**
	Expenditures				
	Personnel	40,200	40,200	39,865	40,200
	Fringe Benefits	12,094	12,773	12,847	12,900
	Pension	11,714	12,215	10,301	10,634
	Materials and Supplies	4,000	4,000	0	0
	Services and Contractual Serv	84,335	117,567	46,205	45,772
	Travel	2,806	3,000	0	0
	Operating Expenses	469	439	439	763
	Other Charges	202,865	215,220	260,000	260,000
	Total Expenditures	**$358,483**	**$405,414**	**$369,657**	**$370,269**
00221	**County Health Fund**				
326	**HCS - Jail Medical Services**				
	Revenues				
	Charges, Fees, and Fines	210,000	210,000	210,000	210,000
	Operating Transfers In	14,059,491	12,590,221	8,916,343	8,866,464
	Total Revenues	**$14,269,491**	**$12,800,221**	**$9,126,343**	**$9,076,464**
	Expenditures				
	Materials and Supplies	6,700	6,500	3,400	3,400
	Services and Contractual Serv	14,262,791	12,787,721	9,122,943	9,073,064
	Total Expenditures	**$14,269,491**	**$12,800,221**	**$9,126,343**	**$9,076,464**
00221	**County Health Fund**				
327	**Jail Mental Health Services**				
	Revenues				
	Local Grants and Contracts	5,000,000	5,000,000	4,000,000	4,000,000
	Other Financing	(313,980)	0	0	0
	Operating Transfers In	1,391,188	2,935,694	2,922,947	2,897,849
	Total Revenues	**$6,077,208**	**$7,935,694**	**$6,922,947**	**$6,897,849**
	Expenditures				
	Services and Contractual Serv	6,077,208	7,935,694	6,922,947	6,897,849
	Total Expenditures	**$6,077,208**	**$7,935,694**	**$6,922,947**	**$6,897,849**
00221	**County Health Fund**				
601	**Health/Environment Programs**				
	Revenues				
	Federal Grants and Contracts	7,699,036	8,386,973	7,237,903	7,237,903
	State Grants and Contracts	2,381,005	2,654,763	3,309,617	3,309,617
	Charges, Fees, and Fines	10,926,191	10,962,422	9,037,928	9,037,928
	Operating Transfers In	3,625,060	3,659,935	2,574,898	2,519,837
	Total Revenues	**$24,631,292**	**$25,664,093**	**$22,160,346**	**$22,105,285**

DEPARTMENT OF HEALTH, HUMAN AND VETERANS SERVICES

Financial Report

		FY 2018-2019 Budget	FY 2019-2020 Budget	FY 2020-2021 Budget	FY 2021-2022 Projected Budget
	Expenditures				
	Personnel	4,242,033	4,488,349	4,298,551	4,338,643
	Fringe Benefits	1,222,735	1,347,197	1,305,616	1,327,091
	Pension	1,146,272	1,259,652	1,033,674	1,056,776
	Materials and Supplies	296,624	209,707	212,717	198,227
	Services and Contractual Serv	17,159,823	17,664,353	14,104,341	13,955,374
	Travel	204,084	233,884	271,262	270,323
	Operating Expenses	220,125	234,687	221,461	246,127
	Rentals	73,651	150,298	150,298	150,298
	Operating Expenses	0	7,250	0	0
	Non Capital Assets	65,945	68,716	1,000	1,000
	Total Expenditures	**$24,631,292**	**$25,664,093**	**$21,598,920**	**$21,543,859**
00221	**County Health Fund**				
605	**Other Health Programs**				
	Revenues				
	Federal Grants and Contracts	3,307,416	3,902,443	3,642,103	3,642,103
	State Grants and Contracts	1,017,822	1,022,962	1,047,962	1,047,962
	Charges, Fees, and Fines	38,030	32,500	32,500	32,500
	Operating Transfers In	958,706	1,226,424	845,748	864,180
	Total Revenues	**$5,321,974**	**$6,184,329**	**$5,568,313**	**$5,586,745**
	Expenditures				
	Personnel	762,884	795,930	643,162	651,655
	Fringe Benefits	223,515	249,648	216,674	223,188
	Pension	207,332	242,186	169,088	173,108
	Materials and Supplies	693,360	687,590	762,931	761,202
	Services and Contractual Serv	3,236,460	3,903,336	3,664,549	3,777,743
	Travel	28,010	51,280	49,172	49,172
	Operating Expenses	31,996	50,709	492,944	497,233
	Rentals	129,507	127,894	128,064	14,870
	Other Charges	4,410	44,756	0	0
	Non Capital Assets	4,500	31,000	3,155	0
	Total Expenditures	**$5,321,974**	**$6,184,329**	**$6,129,739**	**$6,148,171**
00281	**Community Corrections**				
320	**Community Corrections**				
	Revenues				
	State Grants and Contracts	2,518,445	2,757,706	2,667,684	2,667,684
	Operating Transfers In	0	201,718	82,592	108,617
	Total Revenues	**$2,518,445**	**$2,959,424**	**$2,750,276**	**$2,776,301**

DEPARTMENT OF HEALTH, HUMAN AND VETERANS SERVICES

Financial Report

		FY 2018-2019 Budget	FY 2019-2020 Budget	FY 2020-2021 Budget	FY 2021-2022 Projected Budget
	Expenditures				
	Personnel	684,404	688,332	671,256	682,038
	Fringe Benefits	184,380	203,615	195,845	207,278
	Pension	166,488	174,810	143,483	150,501
	Materials and Supplies	4,300	4,200	0	0
	Services and Contractual Serv	1,466,277	1,842,767	1,736,080	1,727,427
	Travel	2,500	2,436	0	0
	Operating Expenses	6,096	7,069	3,612	9,057
	Non Capital Assets	4,000	36,195	0	0
	Total Expenditures	**$2,518,445**	**$2,959,424**	**$2,750,276**	**$2,776,301**
323	**Violent Crimes Joint Task Force**				
	Revenues				
	Operating Transfers In	0	1,926,338	1,924,526	2,019,897
	Total Revenues	**$0**	**$1,926,338**	**$1,924,526**	**$2,019,897**
	Expenditures				
	Personnel	0	1,160,130	1,176,399	1,215,434
	Fringe Benefits	0	362,172	365,138	391,089
	Pension	0	355,283	301,148	323,838
	Materials and Supplies	0	33,600	38,600	38,600
	Operating Expenses	0	9,316	14,229	21,924
	Non Capital Assets	0	5,837	0	0
	Total Expenditures	**$0**	**$1,926,338**	**$1,924,526**	**$2,019,897**
00292	**Juv. Justice and Abuse/Neglect**				
320	**HHVS - Community Corrections**				
	Revenues				
	State Grants and Contracts	37,875	0	0	0
	Operating Transfers In	37,875	0	0	0
	Total Revenues	**$75,750**	**$0**	**$0**	**$0**
	Expenditures				
	Services and Contractual Serv	75,750	0	0	0
	Total Expenditures	**$75,750**	**$0**	**$0**	**$0**
00292	**Juv. Justice and Abuse/Neglect**				
356	**Juvenile Delinquency Program**				
	Revenues				
	Federal Grants and Contracts	500,000	500,000	500,000	500,000
	State Grants and Contracts	51,010,569	62,565,178	54,160,828	54,324,545
	Local Grants and Contracts	5,117,768	4,348,768	2,732,530	2,732,530
	Charges, Fees, and Fines	5,279,500	3,025,000	2,975,000	2,975,000
	Operating Transfers In	46,333,835	45,559,101	44,062,572	43,941,214
	Total Revenues	**$108,241,672**	**$115,998,047**	**$104,430,930**	**$104,473,289**

DEPARTMENT OF HEALTH, HUMAN AND VETERANS SERVICES

Financial Report

		FY 2018-2019 Budget	FY 2019-2020 Budget	FY 2020-2021 Budget	FY 2021-2022 Projected Budget
	Expenditures				
	Personnel	11,203,656	11,338,140	10,060,788	10,033,388
	Fringe Benefits	2,606,706	2,882,651	2,444,643	2,494,688
	Pension	2,947,019	3,224,144	2,450,052	2,463,037
	Materials and Supplies	225,340	250,198	721,541	711,588
	Services and Contractual Serv	90,083,549	97,665,158	88,534,434	88,506,894
	Travel	26,517	28,106	6,124	6,124
	Operating Expenses	149,836	158,320	120,348	164,570
	Rentals	646,769	23,000	49,000	49,000
	Other Charges	39,000	39,000	44,000	44,000
	Capital	162,500	212,500	0	0
	Non Capital Assets	150,780	176,830	0	0
	Total Expenditures	**$108,241,672**	**$115,998,047**	**$104,430,930**	**$104,473,289**
00292	**Juv. Justice and Abuse/Neglect**				
357	**Juvenile - State Wards**				
	Revenues				
	Operating Transfers In	3,016,570	3,413,937	3,720,003	3,720,003
	Total Revenues	**$3,016,570**	**$3,413,937**	**$3,720,003**	**$3,720,003**
	Expenditures				
	Services and Contractual Serv	3,016,570	3,413,937	3,720,003	3,720,003
	Total Expenditures	**$3,016,570**	**$3,413,937**	**$3,720,003**	**$3,720,003**
00292	**Juv. Justice and Abuse/Neglect**				
670	**Abuse And Neglect Program**				
	Revenues				
	State Grants and Contracts	9,564,756	11,777,294	9,932,776	8,893,854
	Charges, Fees, and Fines	50,000	150,000	150,000	150,000
	Operating Transfers In	9,564,755	9,635,967	8,113,181	7,263,153
	Total Revenues	**$19,179,511**	**$21,563,261**	**$18,195,957**	**$16,307,007**
	Expenditures				
	Services and Contractual Serv	19,179,511	21,563,261	18,195,957	16,307,007
	Total Expenditures	**$19,179,511**	**$21,563,261**	**$18,195,957**	**$16,307,007**
00293	**Soldiers Relief**				
684	**Veterans Affairs**				
	Revenues				
	Taxes	1,418,056	1,505,034	1,507,445	3,103,528
	Other Financing	410,000	500,000	483,804	0
	Total Revenues	**$1,828,056**	**$2,005,034**	**$1,991,249**	**$3,103,528**

DEPARTMENT OF HEALTH, HUMAN AND VETERANS SERVICES

Financial Report

		FY 2018-2019 Budget	FY 2019-2020 Budget	FY 2020-2021 Budget	FY 2021-2022 Projected Budget
	Expenditures				
	Personnel	234,038	240,938	229,393	229,393
	Fringe Benefits	71,266	77,032	74,517	74,473
	Pension	68,358	73,007	60,660	60,981
	Materials and Supplies	6,500	6,500	6,500	6,500
	Services and Contractual Serv	1,383,071	1,528,224	1,568,699	2,679,261
	Travel	7,000	7,000	7,000	7,000
	Operating Expenses	6,823	8,333	6,950	8,390
	Rentals	27,000	40,000	28,530	28,530
	Other Charges	15,000	15,000	0	0
	Capital	4,000	4,000	4,000	4,000
	Non Capital Assets	5,000	5,000	5,000	5,000
	Total Expenditures	**$1,828,056**	**$2,005,034**	**$1,991,249**	**$3,103,528**
00294	**Veterans Trust Fund**				
684	**Veterans Trust**				
	Revenues				
	State Grants and Contracts	30,000	30,000	30,000	30,000
	Total Revenues	**$30,000**	**$30,000**	**$30,000**	**$30,000**
	Expenditures				
	Services and Contractual Serv	30,000	30,000	30,000	30,000
	Total Expenditures	**$30,000**	**$30,000**	**$30,000**	**$30,000**
00297	**Youth Services**				
359	**Youth Services**				
	Revenues				
	Taxes	3,649,135	3,879,624	3,909,189	4,137,697
	Total Revenues	**$3,649,135**	**$3,879,624**	**$3,909,189**	**$4,137,697**
	Expenditures				
	Services and Contractual Serv	230,406	241,356	243,498	243,498
	Operating Transfers Out	3,418,729	3,638,268	3,665,691	3,894,199
	Total Expenditures	**$3,649,135**	**$3,879,624**	**$3,909,189**	**$4,137,697**
TOTAL DEPARTMENTAL REVENUES		**$221,938,766**	**$241,724,918**	**$206,385,890**	**$205,788,729**
TOTAL DEPARTMENTAL EXPENDITURES		**$231,165,400**	**$251,177,506**	**$215,753,574**	**$215,287,761**
GENERAL FUND SUBSIDY		**$9,226,634**	**$9,452,588**	**$9,367,684**	**$9,499,032**

Summary of Positions

		FY 2018-2019 Budget	FY 2019-2020 Budget	FY 2020-2021 Budget	FY 2021-2022 Projected Budget
101	**GENERAL FUND**				
601	**HEALTH & COMMUNITY SERVIC**				
	ELECTED AND EXECUTIVE	3	3	3	3
	SUPERVISORY AND PROFESSIONAL	0	0	1	1
	TOTAL POSITIONS	3	3	4	4

DEPARTMENT OF HEALTH, HUMAN AND VETERANS SERVICES

Financial Report

		FY 2018-2019 Budget	FY 2019-2020 Budget	FY 2020-2021 Budget	FY 2021-2022 Projected Budget
101	**GENERAL FUND**				
602	**INDIGENT HEALTH CARE**				
	ELECTED AND EXECUTIVE	1	1	1	1
	SUPERVISORY AND PROFESSIONAL	2	2	2	2
	SUPPORT STAFF	1	1	1	1
	TOTAL POSITIONS	4	4	4	4
101	**GENERAL FUND**				
648	**MEDICAL EXAMINER**				
	SUPPORT STAFF	0	2	2	2
	TOTAL POSITIONS	0	2	2	2
101	**GENERAL FUND**				
684	**VETERANS AFFAIRS**				
	SUPPORT STAFF	1	0	0	0
	TOTAL POSITIONS	1	0	0	0
101	**GENERAL FUND**				
701	**HEALTH AND HUMAN SERVICES**				
	ELECTED AND EXECUTIVE	8	8	7	7
	SUPERVISORY AND PROFESSIONAL	3	3	3	3
	SUPPORT STAFF	2	1	1	1
	TOTAL POSITIONS	13	12	11	11
101	**GENERAL FUND**				
731	**COOPERATIVE EXTENSION SER'**				
	SUPERVISORY AND PROFESSIONAL	1	1	1	1
	TOTAL POSITIONS	1	1	1	1
221	**COUNTY HEALTH FUND**				
601	**HEALTH & COMMUNITY SERVIC**				
	ELECTED AND EXECUTIVE	0	1	1	1
	SUPERVISORY AND PROFESSIONAL	34	34	33	33
	SUPPORT STAFF	48	47	45	45
	TOTAL POSITIONS	82	82	79	79
221	**COUNTY HEALTH FUND**				
605	**OTHER HEALTH PROGRAMS**				
	SUPERVISORY AND PROFESSIONAL	12	13	11	11
	SUPPORT STAFF	1	1	1	1
	TOTAL POSITIONS	13	14	12	12
281	**COMMUNITY CORRECTIONS**				
320	**COMMUNITY CORRECTIONS**				
	ELECTED AND EXECUTIVE	1	1	1	1
	SUPERVISORY AND PROFESSIONAL	9	18	19	19
	SUPPORT STAFF	1	7	8	8
	TOTAL POSITIONS	11	26	28	28

DEPARTMENT OF HEALTH, HUMAN AND VETERANS SERVICES

Financial Report

		FY 2018-2019 Budget	FY 2019-2020 Budget	FY 2020-2021 Budget	FY 2021-2022 Projected Budget
292	**JUV. JUSTICE AND ABUSE/NEGL**				
356	**JUVENILE DETENTION FACILIT**				
	ELECTED AND EXECUTIVE	6	6	6	6
	SUPERVISORY AND PROFESSIONAL	42	43	39	39
	SUPPORT STAFF	112	119	90	90
	TOTAL POSITIONS	160	168	135	135
293	**SOLDIERS RELIEF**				
684	**VETERANS AFFAIRS**				
	ELECTED AND EXECUTIVE	1	1	1	1
	SUPERVISORY AND PROFESSIONAL	1	2	1	1
	SUPPORT STAFF	3	3	3	3
	TOTAL POSITIONS	5	6	5	5
	TOTAL DEPARTMENTAL POSITIONS	293	318	281	281

DEPARTMENT OF HEALTH, HUMAN AND VETERANS SERVICES

BUDGET CHANGE AND HIGHLIGHTS FY2020-2021

	Increase / Decrease from 2019-20 Adopted Budget	*Description of Change*
REVENUES		
Taxes	489,476	Youth services millage revenue increased.
Federal Grants and Contracts	(1,409,410)	Decrease to HUD Lead grant and WIC program.
State Grants and Contracts	(9,659,036)	Decrease from the new method the state reimburses administrative costs for Child Care Fund programs.
Local Grants and Contracts	(2,616,238)	Local contributions for the First Contact Program were reduced.
Charges, Fees, and Fines	(14,512,035)	Parking fees increase by $1M and Medicaid Revenue for Youth Services decreased $1.4M
Other Financing	354,740	Use of fund balance-restricted increased from indigent health care.
Operating Transfers In	(7,986,525)	Decreaased General Fund support for the Violent Crimes Task Force.
TOTAL REVENUES	**$ (35,339,028)**	
EXPENDITURES		
Personnel	(1,812,274)	Cares Act Reimbursements in FY 2021
Fringe Benefits	(571,869)	Based on published rates
Pension	(1,299,389)	Cares Act Reimbursements in FY 2021
Materials and Supplies	519,597	Based on department operational need.
Services and Contractual Services	(28,961,183)	Decreased misc prof serv in Juvenile operations due to decrease funding.
Travel	3,794	Increased mileage for Public Health programs.
Operating Expenses	411,533	Based on published fringe rates for insurance and bonds.
Rentals	1,795	Increase in Equipment rental Expenditures
Other Charges	(17,918)	Decrease in Emergency Preparedness grant
Capital	(232,500)	Reduction in the planned equipment purchases
Non Capital Assets	(320,423)	Reducdtion in the olanned Computer and Furniture purchases.
Operating Transfers Out	(3,145,095)	Decreased funding from the indigent health care transferred for Jail Construction Project.
TOTAL EXPENDITURES	**$ (35,423,932)**	
GENERAL FUND GENERAL PURPOSE	**$ (84,904)**	

Adopted Budget FY 2020-2021
and
Projected FY 2021-2022

WAYNE COUNTY
HOMELAND SECURITY/EMERGENCY MANAGEMENT

EXPENDITURE ANALYSIS
FISCAL YEAR 2020-2021
(In Millions)

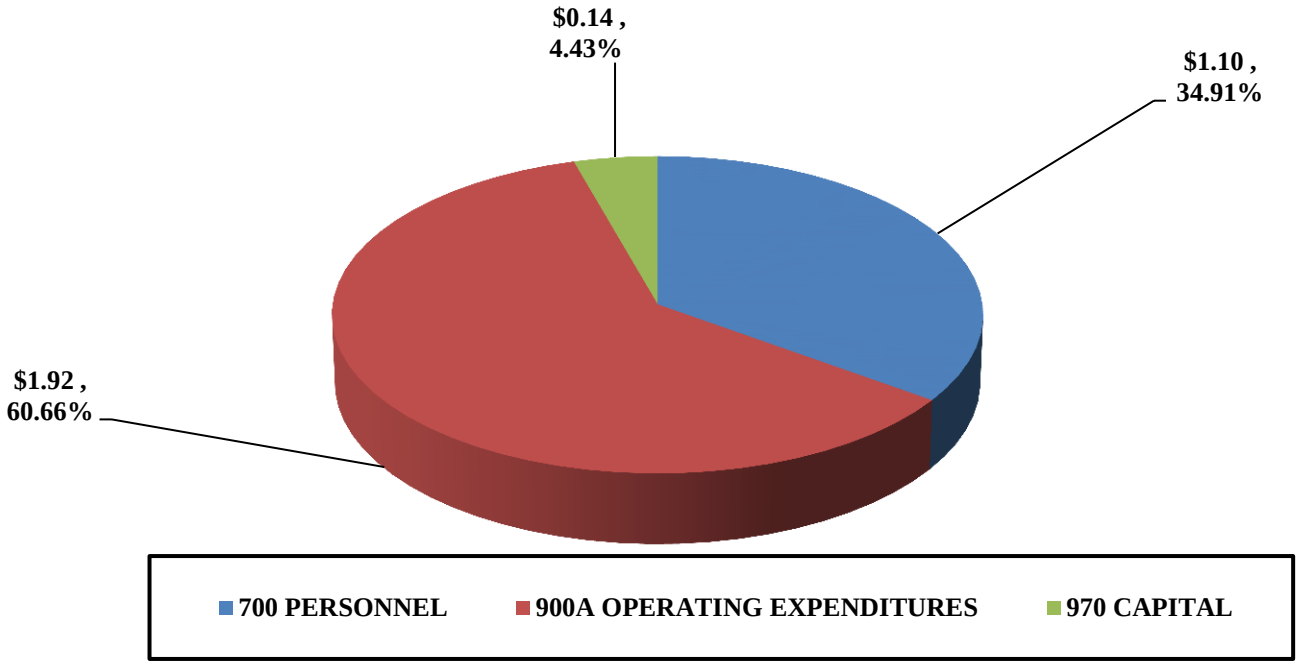

EXPENDITURE TREND ANALYSIS
FISCAL YEAR 2016-2017 THROUGH 2020-2021

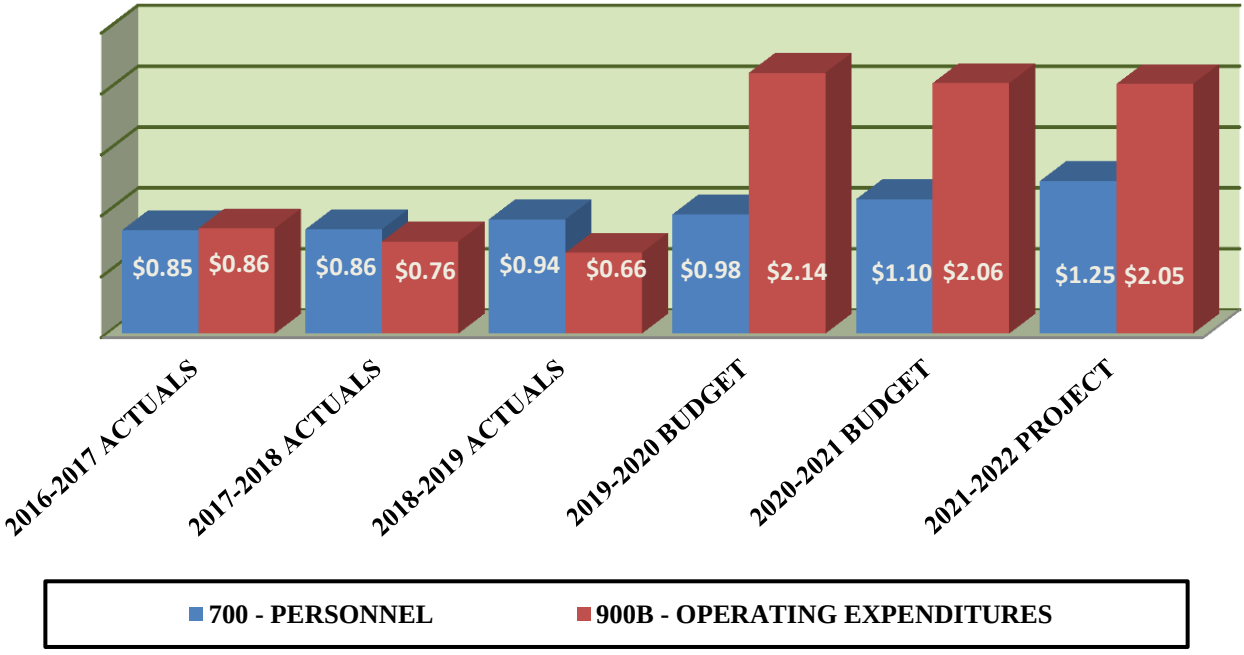

DEPARTMENT OF HOMELAND SECURITY AND EMERGENCY MANAGEMENT

MISSION

The Mission of the Homeland Security and Emergency Management Department (DHSEM) is to provide emergency preparedness information and training, disaster response and hazard mitigation services to the general public and other governmental entities so they can be better prepared for emergencies, protect critical infrastructures, and preserve the environment from natural and man-made hazards.

Budget Summary All Funds				
	FY 2018-2019 Budget	**FY 2019-2020 Budget**	**FY 2020-2021 Budget**	**FY 2021-2022 Projected Budget**
Total Departmental Expenditures	$ 2,378,533	$ 3,121,331	$ 3,159,523	$ 3,301,479
Departmental Revenue				
Federal Grants and Contracts	1,165,000	1,752,810	2,073,643	2,073,643
Charges, Fees, and Fines	272,500	272,500	272,500	272,500
Total Revenue	$ 1,437,500	$ 2,025,310	$ 2,346,143	$ 2,346,143
General Fund General Purpose	$ 941,033	$ 1,096,021	$ 813,380	$ 955,336
Total Budgeted Positions	**4**	**5**	**5**	**5**

Contact: **Tadarial J. Sturdivant,** Director
33030 Van Born Rd., Wayne, MI. 48184 - Phone (734) 728-3711

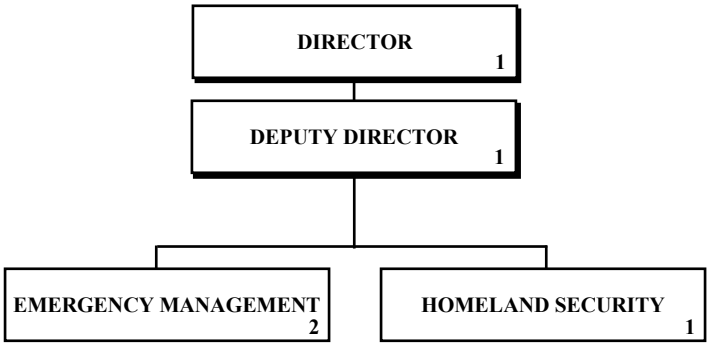

DEPARTMENT OF HOMELAND SECURITY AND EMERGENCY MANAGEMENT

MAJOR ACTIVITIES AND DESCRIPTIONS

ADMINISTRATION: Promulgate and enforce department policy and procedures; approve, reject or revise section recommendations; supervise overall department activities; represent the department as necessary; authorize the use of resources; direct and control emergency operations.

SUPPORT SERVICES SECTION: Perform clerical work for the Department; prepare departmental payrolls; maintain personnel, inventory, chemical facility and accounting records; requisition supplies and equipment; answer telephones and staff reception desks; prepare grant applications and manage grant awards.

DIVISION OF EMERGENCY MANAGEMENT:
TECHNICAL SERVICES SECTION: Perform chemical, biological, and radiological sampling, analysis and modeling; perform hazard and capability assessment and development; provide technical training programs. Work with federal, state, and local agencies to coordinate the development of monitoring protocols and the selection and procurement of equipment for use in detecting the release of biological, chemical and radiological hazards; and ensure that, to the extent permitted by law, all appropriate and necessary intelligence and law enforcement information relating to homeland security in Wayne County is disseminated to and exchanged among appropriate departments and agencies responsible for providing for the health and safety of the Wayne County population.

DIVISION OF HOMELAND SECURITY:
PREPAREDNESS, RESPONSE, RECOVERY AND MITIGATION SECTION: Manage all facilities, personnel, equipment, supplies and materials necessary for normal and emergency activities; prepare, provide and coordinate emergency personnel training programs; develop and maintain mutual aid and resource availability agreements; prepare and manage financial assistance grants. Develop, maintain, analyze and implement emergency plans and procedures; develop and coordinate simulated emergency test exercises; perform and coordinate public awareness programs and campaigns; operate and supervise the operation of communications and warning systems. Coordinate efforts to prepare for and mitigate the consequences of terrorist threats or attacks that may impact Wayne County.

FISCAL YEAR 2019-2020 ACCOMPLISHMENTS AND HIGHLIGHTS

FERMI 2 NUCLEAR POWER PLANT FEMA GRADED FULL SCALE EXERCISE

On August 28, 2018 the Wayne County Department of Homeland Security and Emergency Management (DHSEM) participated in a biennial federally evaluated exercise for the Fermi 2 Nuclear Power Plant. The exercise was considered full scale and tested Wayne County's capability to respond to a radiation event at the plant.

To prepare for a Fermi 2 Nuclear Power Plant exercise, plans and procedures are updated, training classes are provided for public and elected officials and exercise participants. Several drills take place to ensure the County's readiness. For this particular exercise, communications were tested where all participants were notified through SmartMessage. The Wayne County Emergency Operations Center was activated and became operational and staffed by Wayne County DHSEM staff, community liaisons, and representatives from the Michigan State Police. Additionally, an Emergency Worker Decontamination Center located at Brownstown Fire Station 4 was activated and became operational and was staffed by the Downriver Emergency Response Team (DERT). Beaumont Hospital-Trenton was also set-up and activated to receive radiological contaminated patients. Finally, Gibraltar Schools were interviewed to make certain that plans and procedures are in place to ensure the safety of students if a radiation release at the plant were to occur.

The 2018 Fermi 2 Nuclear Power Plant exercise was a six month process from start to finish where over 100 people participated from 22 different disciplines. Federal evaluators from FEMA spent a week in Michigan to ensure that Wayne County met all federal guidelines to respond to a nuclear event. This year's exercise proved to be a success where 17 total criteria were evaluated and all 17 criteria were met. It should be mentioned that Wayne County was the only participant to receive a 100% score.

HAZARD MITIGATION GRANT

Applied and Received the Hazard Mitigation Grant Program (HMGP). This grant is to help communities implement hazard mitigation measures following a Presidential Major Disaster Declaration in the areas of the county. The key purpose of this grant program is to enact mitigation measures that reduce the risk of loss of life and property from future disasters. Hazard mitigation includes long-term efforts to reduce the impact of future events.

EMERGENCY MANAGEMENT MEETINGS

Wayne County DHSEM launched a new endeavor as part of our long term goals. DHSEM is taking the lead in developing and scheduling a meeting on a quarterly basis with all 43 of the designated Emergency Management Coordinators in Wayne County.

DEPARTMENT OF HOMELAND SECURITY AND EMERGENCY MANAGEMENT

The purpose of these meetings is to ensure the appropriate coordination of Emergency situations and information in Wayne County. To ensure appropriate relationships are developed and fostered with appointed Emergency Managers (EM's) throughout the County. Further, instill, foster and improve confidence in DHSEM capabilities and resources with County EM's. To provide guidance, support, training, and leadership to the County EM's. This

NEW INITIATIVES FOR FISCAL YEAR 2020-2021

EMERGENCY OPERATIONS ENHAMNCEMENTS
The purpose of this project is to insure that Wayne County maintains the capability to develop and implement plans and programs to manage incidents of terrorism and other significant events. Activities will improve operational coordination capabilities, allowing Wayne County communities to establish functional and integrated communications among Emergency Operations Centers located throughout Wayne County. Procurement of equipment will increase physical protective measures and enhance the protection of infrastructure systems, supporting the ability to respond to and stabilize disasters which may occur across the County. These enhancements will support ongoing emergency response operations, life sustainment, community functionality, and a transition to recovery. This investment will make progress toward filling several gaps identified in the Wayne County Hazard Mitigation Plan.

ACTIVE ASSAILANT TRAINING FOR FIRST RESPONDERS: Train Wayne County Employees in Active Assailant Incidents in order to save lives and prevent injuries. This training will be made available to all of Wayne County's staff. Wayne County will host at least one training annually. The Department will prepare Wayne County employees through, planning, training, drills and exercising.

HAZARD MITIGATION PLAN UPDATE
The department will update its Hazard Mitigation Plan. This mandate is funded by the grant the department applied for and received. The plan is to help communities implement hazard mitigation measures following a Presidential Major Disaster Declaration in the areas of the county. The key purpose of this planning program is to enact mitigation measures that reduce the risk of loss of life and property from future disasters. Hazard mitigation includes long-term efforts to reduce the impact of future events. This plan will be updated by the Summer of 2019.

IMPACT ON OPERATIONS

The Fiscal Year 2020-2021 budget for Homeland Security represents a status quo budget for most operations.

DEPARTMENT OF EMERGENCY MANAGEMENT AND HOMELAND SECURITY

Financial Report

		FY 2018-2019 Budget	FY 2019-2020 Budget	FY 2020-2021 Budget	FY 2021-2022 Projected Budget
00101	**General Fund**				
426	**Emergency Management**				
	Revenues				
	Federal Grants and Contracts	1,165,000	1,752,810	2,073,643	2,073,643
	Charges, Fees, and Fines	272,500	272,500	272,500	272,500
	Total Revenues	**$1,437,500**	**$2,025,310**	**$2,346,143**	**$2,346,143**
	Expenditures				
	Personnel	732,076	750,588	912,094	1,021,510
	Fringe Benefits	129,739	129,165	119,141	146,135
	Pension	96,803	97,188	68,986	79,485
	Materials and Supplies	924,552	1,552,175	412,830	412,830
	Services and Contractual Serv	245,587	351,775	653,515	660,017
	Travel	8,668	8,650	36,250	36,250
	Operating Expenses	32,488	23,170	22,995	24,989
	Rentals	208,620	208,620	208,620	208,620
	Other Charges	0	0	43,449	30,000
	Capital	0	0	140,000	140,000
	Non Capital Assets	0	0	541,643	541,643
	Total Expenditures	**$2,378,533**	**$3,121,331**	**$3,159,523**	**$3,301,479**
TOTAL DEPARTMENTAL REVENUES		**$1,437,500**	**$2,025,310**	**$2,346,143**	**$2,346,143**
TOTAL DEPARTMENTAL EXPENDITURES		**$2,378,533**	**$3,121,331**	**$3,159,523**	**$3,301,479**
GENERAL FUND SUBSIDY		**$941,033**	**$1,096,021**	**$813,380**	**$955,336**

Summary of Positions

		FY 2018-2019 Budget	FY 2019-2020 Budget	FY 2020-2021 Budget	FY 2021-2022 Projected Budget
101	**GENERAL FUND**				
426	**EMERGENCY MANAGEMENT**				
	ELECTED AND EXECUTIVE	2	2	2	2
	SUPERVISORY AND PROFESSIONAL	1	2	2	2
	SUPPORT STAFF	1	1	1	1
	TOTAL POSITIONS	4	5	5	5
TOTAL DEPARTMENTAL POSITIONS		4	5	5	5

DEPARTMENT OF HOMELAND SECURITY AND EMERGENCY MANAGEMENT

BUDGET CHANGE AND HIGHLIGHTS FY2020-2021

	Increase / Decrease from 2019-20 Adopted Budget	Description of Change
REVENUES		
Federal Grants and Contracts	320,833	Variance from addition of new 2019 UASI grant funding, Modification increase to Stonegarden grant, and reduction from partial completion of 2018 UASI grant.
TOTAL REVENUES	$ 320,833	
EXPENDITURES		
Personnel	161,506	This variance results from additional positions
Fringe Benefits	(10,024)	Based on published fringe rates
Pension	(28,202)	Based on published pension rate
Materials and Supplies	(1,139,345)	This variance results from the new 2019 UASI and modified Stonegarden grants reimbursable supplies and lubricants & motor fuels
Services and Contractual Services	301,740	Informational Services and Central Services
Travel	27,600	Increase in Convention/Conference
Operating Expenses	(175)	Vehicle Repair & Maintenance
Other Charges	43,449	Miscellaneous Operating Expenses
Capital	140,000	Increase in Capital (Cars & Truck)
Non Capital Assets	541,643	Increase in Machinery & Equipment
TOTAL EXPENDITURES	$ (686,900)	
GENERAL FUND GENERAL PURPOSE	$ (282,641)	

This page intentionally left blank.

MANAGEMENT AND BUDGET

Adopted Budget FY 2020-2021
and
Projected FY 2021-2022

WAYNE COUNTY
MANANGEMENT AND BUDGET

EXPENDITURE ANALYSIS
FISCAL YEAR 2020-2021
(In Millions)

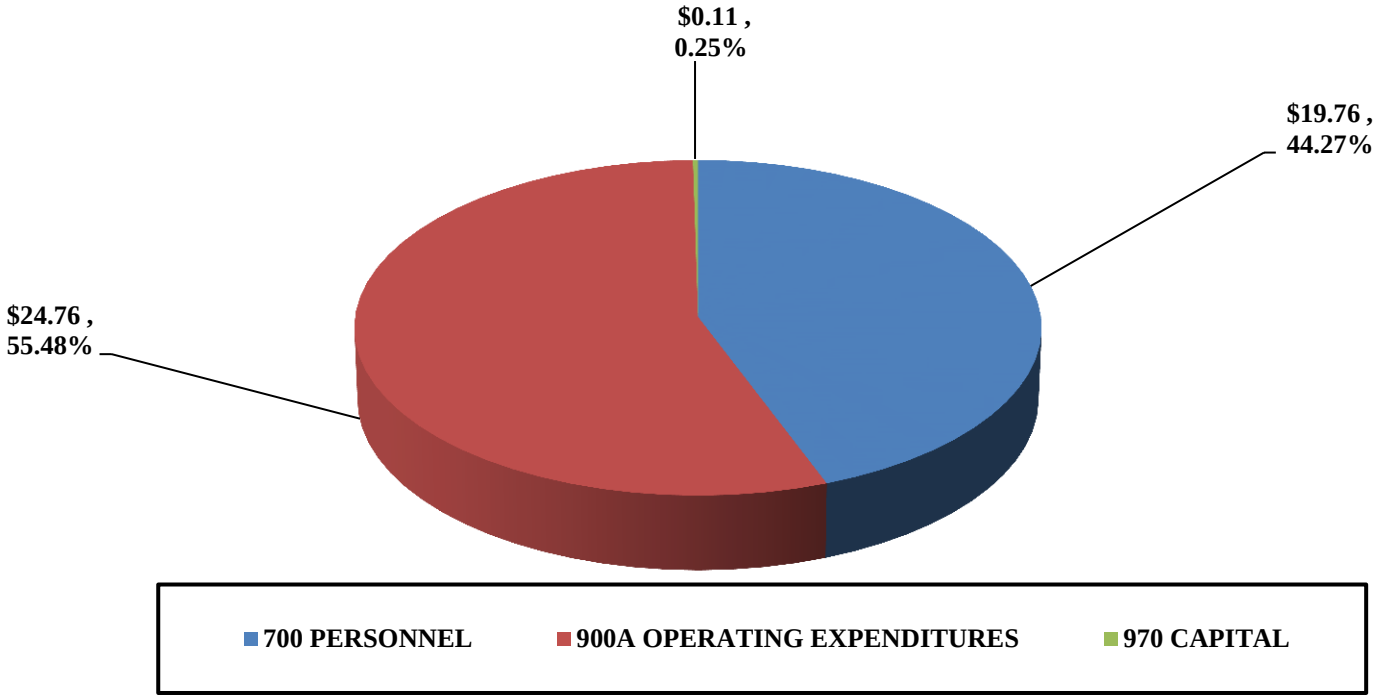

EXPENDITURE TREND ANALYSIS
FISCAL YEAR 2016-2017 THROUGH 2020-2021

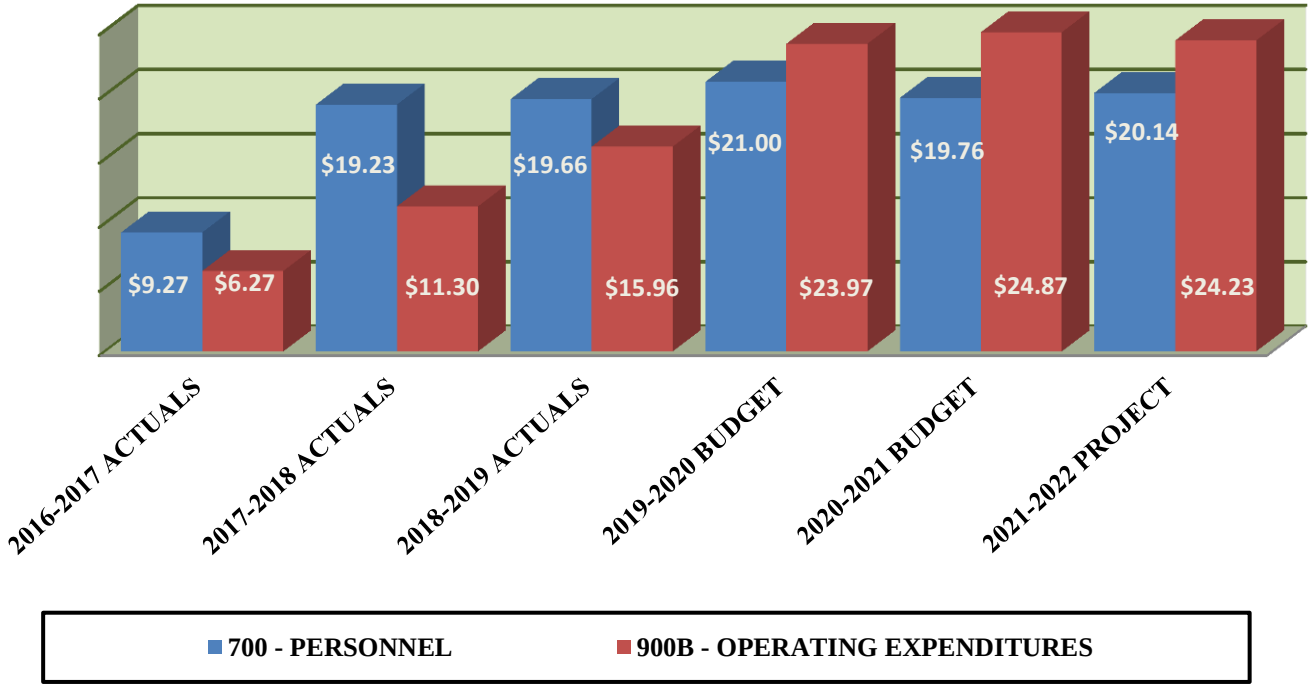

DEPARTMENT OF MANAGEMENT AND BUDGET

MISSION

The Mission of the Department of Management and Budget is to provide financial services, information and asset protection to elected policymakers, county departments, program administrators and the public, so they can have the information they need to make decisions and achieve their desired results.

Budget Summary All Funds				
	FY 2018-2019 Budget	**FY 2019-2020 Budget**	**FY 2020-2021 Budget**	**FY 2021-2022 Projected Budget**
Total Departmental Expenditures	$ 31,365,897	$ 31,688,389	$ 31,023,908	$ 31,062,480
Departmental Revenue				
Local Grants and Contracts	-	-	20,000	20,000
Charges, Fees, and Fines	28,962,574	29,262,076	28,668,579	28,675,978
Interest Income	25,000	25,000	25,000	25,000
Total Revenue	$ 28,987,574	$ 29,287,076	$ 28,713,579	$ 28,720,978
General Fund General Purpose	$ 2,378,323	$ 2,401,313	$ 2,310,329	$ 2,341,502
Total Budgeted Positions	**180**	**120**	**120**	**120**

Contact: Hughey Newsome, Chief Financial Officer
500 Griswold St., 14th Floor - Detroit, MI. 48226 - Phone (313) 224-0420

Note: As a result of an amendment to the Executive Branch Reorganization Plan, in FY18-19 the Buildings function has been moved from the Management & Budget to the newly created Economic Development Department. In addition a title change has been made to the Grants & Reve-

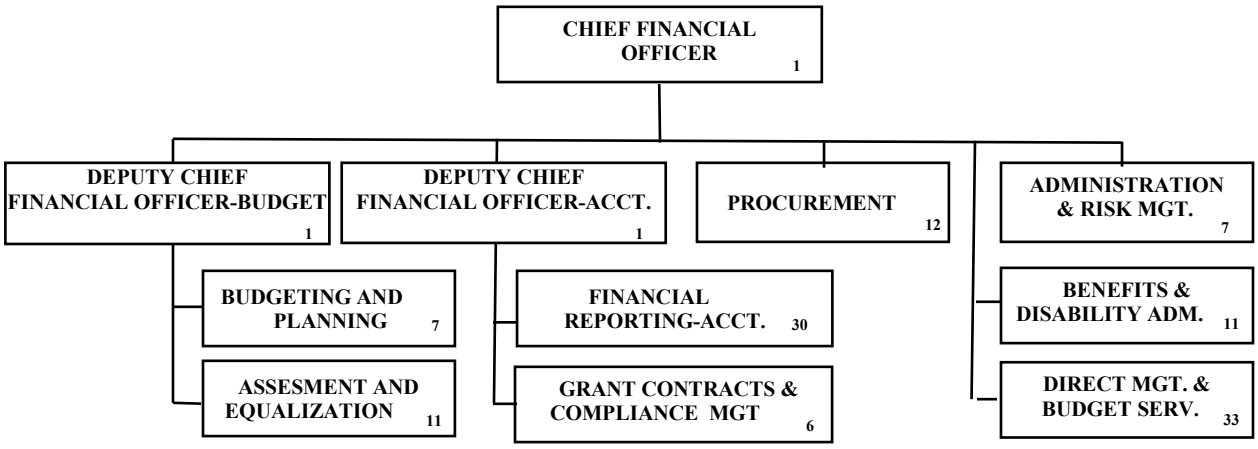

DEPARTMENT OF MANAGEMENT AND BUDGET

MAJOR ACTIVITIES AND DESCRIPTIONS

DIVISION OF ADMINISTRATION AND RISK MANAGEMENT:
The Administration Division provides support services to the operating divisions of the Department of Management and Budget and assists the Chief Financial Officer (CFO) in coordinating those operations. The Division establishes, maintains and executes County fiscal policies and procedures; oversees departmental personnel and grievance issues; departmental technology and reporting matters relating to financial applications data, systems, integration, management, and control; Freedom of Information Act (FOIA) responses; electronic contract and document approval processes; the County credit card; gasoline cards; cable TV accounts, office supply ordering; employee parking access and the free transportation program.

The Risk Management Division is responsible for the procurement of the County's annual liability insurance policies and serves as the administrator of the County's policies in collaboration with the County's insurance broker, third party administrators and insurance carriers to address all claims and potential settlements for litigated and non-litigated matters. The Division manages claims within the County's self-insured retention limits, as well as pursues subrogation claims for damage done to County assets and assists with collection activities on behalf of the County. The Division serves as liaison with the County Commission, Commission's Fiscal Analysts, and the Legislative Auditor General regarding budgetary and fiscal issues and provides risk evaluation and strategy, contract review and consultation services to other County departments and elected officials. Over the past four years, the Division has worked diligently to maintain comprehensive insurance coverage while also securing lower premiums. In 2018, the County enrolled in a municipal property insurance coverage that increased coverage on all leased and owned properties. As part of that new policy, for the first time, the County secured and now maintains cyber breach insurance coverage.

In January 2017, the Division of Benefits and Disability Administration (DBDA) officially became part of Management & Budget and was integrated into the Administrative Division and the Occupational Safety team became part of the Risk Management. DBDA manages all functions related to the administration of employee and retiree health plans, including COBRA administration, life insurance, wellness programs, employee assistance and tuition reimbursement. For disability and leave management, the team manages all leaves of absence, FMLA, STD, LTD, worker's compensation and non-work related disability claims; return to work programs; job accommodation requests and evaluations under the American with Disabilities Act (ADA). Occupational Safety provides work-site safety inspections, training and reporting.

DIVISION OF ASSESSMENT AND EQUALIZATION: The General Property Tax Act statutorily requires two primary responsibilities of county boards of commissioners in matters concerning property assessment, equalization, and taxation: county equalization of assessments and apportionment of local tax rates. The Wayne County Division of Assessment and Equalization functions as a technical advisor to the Wayne County Commission in the financial analysis and reporting of all property assessment and taxation-related matters. The Division of Assessment and Equalization has the primary function as the higher level of government to survey, review, analyze, compile, and report the assessments made by all local units of government within Wayne County. The Division also furnishes technical expertise and assistance to local assessing officers in the performance of their duties, including the development and maintenance of accurate property descriptions, the discovery, listing, and valuation of properties for tax purposes, and the development and use of uniform valuation standards and techniques for the assessment of property.

DIVISION OF BUDGETING AND PLANNING:
The Division of Budgeting and Planning consists of three units – Budget Development and Maintenance, Strategic Planning and Forecasting (policy improvements consistent with performance based objectives, and strategic business plan philosophies), and Analysis and Reporting (effective use and integration of technology in budget development). The Budgeting and Planning Division's primary responsibility is to prepare a comprehensive budget for the County and for recommendation to the County Executive. The Division monitors departmental spending in accordance with allotment schedules, ensures that appropriations are not exceeded, and enforces the budget policies of the County.

DIVISION OF FINANCIAL REPORTING: The Financial Reporting Division consists of the accounting and reporting, accounts payable, accounts receivable and payroll units. These four units perform the critical accounting, financial reporting, vendor disbursement, cash management, customer billings debt management payroll functions for the County. These functions specifically include the processing of general ledger transactions; the design and monitoring of an internal control structure to ensure County assets are protected;

DEPARTMENT OF MANAGEMENT AND BUDGET

***MAJOR ACTIVITIES AND DESCRIPTIONS** continued*

the compilation and issuance of internal and external financial statements and reports that are in compliance with statutory requirements and in conformity with generally accepted accounting principles; the timely payment to vendors of verified obligations and services and related year end reporting, and coordinating cash planning with the Office of the County Treasurer assuring that all financial reporting for cash and investments conform to generally accepted accounting principles; biweekly payrolls and required withholdings for taxes and healthcare and other benefits in accordance with collective bargaining agreements and regulatory agency requirements; and the evaluation of parking needs for employees and visitors. The Division provides periodic financial statements and the year-end Comprehensive Annual Financial Report (CAFR).

County-wide debt activity including issuance and related compliance (in conjunction with the Divisions of Budgeting and Planning and Financial Reporting), financial advisor and bond counsel contract management, and administrative assistance to other debt issuing departments and agencies as needed.

DIVISION OF GRANTS CONTRACTS AND COMPLIANCE MANAGEMENT:
The Grant Contracts and Compliance Management Division supports Executive Departments and other Elected Offices by improving coordination and collaboration to evaluate the effectiveness of grants, compliance with federal regulations, federal agencies, and specific grant contract provisions The Division is responsible for the financial and compliance oversight of federal grants received by the County, insuring the timely receipt and expenditure of funds and the review and verification of financial documentation, including all grant match requirements and close out procedures. In addition, this Division is responsible for completing and issuing the County's Single Audit Report, which details all federal grant funds received and expended by the County. The Division is also responsible for conducting program reviews of County operations and functions every four years as required by Home Rule Charter. In addition, this Division will proactively seek additional revenue opportunities to support County operations.

DIVISION OF DIRECT MANAGEMENT AND BUDGET SERVICES: This division provides on-site financial support activities such as accounting, accounts receivable billings and collections, purchasing support, budget development and oversight, assistance with accounts payable and preparation of financial statements. In addition, this division is responsible for preparation and submission of reports to a myriad of internal and third party users.

DIVISION OF PROCUREMENT: The Procurement Division is responsible for the management and coordination of the acquisition of goods and services, including requisition processing, commodity code tracking, and bid specifications for all County departments. Additionally the division monitors, ensures and evaluates contractors', consultants' and vendors' performance in compliance with contractual requirements; facilitating resolution of performance issues with contractors, consultants and vendors; conducting appropriate value for money analyses; assisting with preparation of contracts, contract amendments, change orders and contract award recommendations; and contract management training for Executive Departments and other Elected Officials Offices.

DIVISION OF BENEFITS AND DISABILITY ADMINISTRATION: In January 2017, the Division of Benefits and Disability Administration (DBDA) officially became part of Management & Budget and was integrated into the Administrative Division and the Occupational Safety team became part of the Risk Management. DBDA manages all functions related to the administration of employee and retiree health plans, including COBRA administration, life insurance, wellness programs, employee assistance and tuition reimbursement. For disability and leave management, the team manages all leaves of absence, FMLA, STD, LTD, worker's compensation and non-work related disability claims; return to work programs; job

FISCAL YEAR 2019-2020 ACCOMPLISHMENTS AND HIGHLIGHTS

The department is spearheading the implementation of a long-term financial plan for the County. A long-term financial plan is a critical component of any government's strategy for effectively managing its resources in both robust and lean economic environments. The plan includes economic and environmental analyses, critical issues, financial strategy and financial policy review, forecasts, and planning and budget linkages.

DEPARTMENT OF MANAGEMENT AND BUDGET

FISCAL YEAR 2019-2020 ACCOMPLISHMENTS AND HIGHLIGHTS continued

Administration and Risk Management:
The Division of Administration continues to focus on employee engagement and satisfaction. In order to address these needs, the department recruited and hired an HR Manager/Business Partner to streamline personnel processes including, but not limited to; hiring, recruitment, employee relations, general benefit matters and retention specifically for Management and Budget staff. To efficiently address leadership and staff needs and to gauge employee satisfaction as well as employee professional development, all divisions within Management & Budget conduct annual evaluations of staff. Because the evaluation process focuses on professional development, staff has been very receptive and open to the process.

As we move into the next fiscal year, the data extracted from these evaluations will assist the Division Director and HR Manager to create training matrixes, succession and promotional structure plans for staff. At present, this division has also assisted other departments with personnel needs related to recruitment and hiring and expects to assist other County departments with developing a similar business partner model that encompasses personnel restructuring plans, including compensation studies for existing roles and identifying future staffing needs.

Also, as part of new administrative initiatives, additional time and manpower has been designated to research outstanding receivable issues regarding County services. Through this initiative, contractual staff was identified to make direct personal contact with businesses and municipalities to negotiate and resolve delinquencies. Since October 2015, nearly $3.5 million in outstanding receivables have been collected. Part of this initiative is to establish and maintain personal working relationships with vendors and municipal offices to promptly address billing and payment matters which will significantly strengthen working relationships with those entities and improve the County's overall financial status.

With the success of the internal collection processes, the contractual position evolved into a fulltime Risk and Contracts Manager that focuses on subrogation claims, including filing appropriate litigation, as well as oversight for claims investigation and management and developing risk management strategies to assist departments in reducing liability exposures. This newly created position will also manage the contract approval process for the Department of Management and Budget to ensure timely filing, renewals and approvals.

Future initiatives for Administration Division include working with an outside vendor, in collaboration with the Department of Information Technology, to implement a more comprehensive time keeping system. The intent is to completely automate timekeeping which would eliminate overpayment or underpayment errors associated with paper errors and data entry.

Assessment & Equalization
Attained success in the initial phases of the development and implementation of the complete redesign of the operational model for external equalization appraisal via engagement with a new, long-term, contractual partnership with a professional services firm to procure all external equalization appraisals associated with the appraisal study portion of the annual equalization study, one of the central business functions of the division. This initiative was developed proactively as a sustainability response to past, and continued further anticipated, retirement-based contraction of division staff and is anticipated to continue into the future as a new operational model to complement all retained and reallocated administrative and analytical expertise remaining present in the Division of Assessment and Equalization.

Furthered the contractual partnership with the City of Detroit to provide technical expertise for certification of its annual assessment roll and preparation and administration of its associated complex and required array of reports. This initiative is anticipated to continue through the next fiscal year as the Board of Assessors continues to develop and implement its long-term succession and sustainability plan in consultation with the Division of Assessment and Equalization.

DEPARTMENT OF MANAGEMENT AND BUDGET

FISCAL YEAR 2019-2020 ACCOMPLISHMENTS AND HIGHLIGHTS continued

Engaged in direct oversight for the comprehensive, multi-year reappraisal project for the City of Detroit, the first complete, citywide revaluation at the individual assessment level for all properties in each major class of property in more than 50 years. Building on the success of application of the revaluation of the residential class of property to the 2017 assessment roll, successfully applied to the revaluation of the industrial class of property to the 2018 assessment roll. The revaluation initiative is anticipated to continue through the next fiscal year as the commercial class of property, the last and most complex major class of property to be reappraised, is reviewed at the individual parcel level, and the findings of the study are placed on the 2019 assessment roll to complete the overall project.

Budgeting and Planning

- Anticipates receiving the Distinguished Budget Presentation Award from the GFOA for the twenty-fifth consecutive year.
- Guided the Revenue Estimating Conference and a Revenue Consensus Estimate was unanimously adopted by the Committee.

Financial Reporting

Issues various reports that are made available to management and the County's Elected Officials. Financial Reporting is also responsible for coordinating with the County's outside auditors and is responsible for the issuance of the County's Comprehensive Annual Financial Report (CAFR).

This past year the CAFR was issued sooner than in the previous fiscal year. The Government Finance Officers Associate bestowed its Certificate of Achievement for Excellence in Financial Reporting for the prior fiscal year's CAFR.

Grants Contracts and Compliance Management

The Division will continue to implement and maintain meaningful grant oversight and coordination for Wayne County, thereby ensuring the County is in compliance with federal, state and local requirements, and improving the overall efficiency and impact of programs and services funded through grants. The Division also anticipates a decrease in the overall number of Federal Single Audit findings and questioned costs, and will continue to minimize going forward.

Procurement

In conjunction with several other departments, continued improvements and progress to the "Procure to Pay" solution. Specifically designed to enable multiple process improvements, facilitate contract compliance and consolidation and give internal users as well as external suppliers constant visibility at all stages of the bid/ contracting process. This system replaced a paper based contract routing, tracking and RFP system.

Wayne County Procurement is moving from a purely reactive, request based department to a proactive, strategic partner with County departments as well as our valuable supply base.

Benefits & Disability Administration

In the Benefits and Disability Administration Division, the number of trained staff has increased and is now able to adequately address the needs of both active employees and retirees. Prior to the new administration, the staffing in this division was drastically reduced due to financial constraints. The Division completed a successful online enrollment process and Benefits staff was able to provide educational enrollment sessions to all County departments, accounting for a lower percentage of staff that missed or failed to complete their enrollment using the online process. Additionally, the Division has also secured a new consultant to help with process improvement, compliance issues and to develop a plan strategy for identifying the best health benefit coverage plans for Wayne County employees and their families. Future plans include online enrollment processes for new hires, continued update of the Division website link and cross training of staff to continue internal development while also providing better services to County employees.

DEPARTMENT OF MANAGEMENT AND BUDGET

NEW INITIATIVES FOR FISCAL YEAR 2020-2021

Management and Budget continues to be involved in the conversion of a new Enterprise Resource Planning (ERP) system which will help streamline operations of the Department. The intent of the new ERP would be to replace the County's aging financial system and its aging payroll system with a unified modern system to help gather, report, and disseminate actionable information to as many stakeholders as possible. The ERP system is expected to be completed in early 2022.

Grants Contracts and Compliance Management will provide training to County grants managers related to compliance matters associated with Federal Regulations 2CFR200. This initiative is undertaken to reduce single audit compliance findings in the future.

IMPACT ON OPERATIONS

The Fiscal Year 2020-2021 budget for the Department of Management and Budget represents a five percent reduction in budget including funding to support operations that relate to Enterprise Resource Planning.

DEPARTMENT OF MANAGEMENT AND BUDGET

Financial Report

		FY 2018-2019 Budget	FY 2019-2020 Budget	FY 2020-2021 Budget	FY 2021-2022 Projected Budget
00101	**General Fund**				
201	**M&B - Assessment & Equalization**				
	Revenues				
	Local Grants and Contracts	0	0	20,000	20,000
	Charges, Fees, and Fines	48,400	47,000	27,000	27,000
	Total Revenues	**$48,400**	**$47,000**	**$47,000**	**$47,000**
	Expenditures				
	Personnel	763,920	731,307	697,318	710,491
	Fringe Benefits	233,189	236,498	226,222	231,546
	Pension	223,749	223,231	182,199	188,753
	Materials and Supplies	41,700	41,700	41,700	41,700
	Services and Contractual Serv	1,032,115	1,086,780	1,081,408	1,081,408
	Travel	10,500	10,500	10,500	10,500
	Operating Expenses	11,548	10,540	10,292	16,414
	Rentals	50,002	47,757	47,690	47,690
	Non Capital Assets	60,000	60,000	60,000	60,000
	Total Expenditures	**$2,426,723**	**$2,448,313**	**$2,357,329**	**$2,388,502**
00101	**General Fund**				
202	**M&B - Support Services**				
	Revenues				
	Charges, Fees, and Fines	28,914,174	29,215,076	28,641,579	28,648,978
	Interest Income	25,000	25,000	25,000	25,000
	Total Revenues	**$28,939,174**	**$29,240,076**	**$28,666,579**	**$28,673,978**
	Expenditures				
	Personnel	7,663,088	7,853,261	7,490,044	7,611,563
	Fringe Benefits	2,147,046	2,301,510	2,202,481	2,248,316
	Pension	2,137,732	2,278,604	1,865,045	1,919,089
	Materials and Supplies	126,933	135,730	124,384	125,140
	Services and Contractual Serv	10,104,103	10,175,865	14,592,943	14,570,679
	Travel	105,044	113,854	117,422	93,854
	Operating Expenses	1,518,464	1,383,094	886,093	937,656
	Rentals	438,325	442,094	550,281	548,734
	Other Charges	4,682,942	4,364,567	588,992	373,571
	Capital	2,000	113,000	113,000	113,000
	Non Capital Assets	13,497	78,497	135,894	132,376
	Total Expenditures	**$28,939,174**	**$29,240,076**	**$28,666,579**	**$28,673,978**

DEPARTMENT OF MANAGEMENT AND BUDGET

Financial Report

	FY 2018-2019 Budget	FY 2019-2020 Budget	FY 2020-2021 Budget	FY 2021-2022 Projected Budget
TOTAL DEPARTMENTAL REVENUES	**$28,987,574**	**$29,287,076**	**$28,713,579**	**$28,720,978**
TOTAL DEPARTMENTAL EXPENDITURES	**$31,365,897**	**$31,688,389**	**$31,023,908**	**$31,062,480**
GENERAL FUND SUBSIDY	**$2,378,323**	**$2,401,313**	**$2,310,329**	**$2,341,502**

Summary of Positions

		FY 2018-2019 Budget	FY 2019-2020 Budget	FY 2020-2021 Budget	FY 2021-2022 Projected Budget
101	**GENERAL FUND**				
201	**M&B - Assessment & Equalization**				
	ELECTED AND EXECUTIVE	2	2	2	2
	SUPERVISORY AND PROFESSIONAL	1	1	1	1
	SUPPORT STAFF	8	8	8	8
	TOTAL POSITIONS	11	11	11	11
101	**GENERAL FUND**				
202	**M&B - Support Services**				
	ELECTED AND EXECUTIVE	19	19	20	20
	SUPERVISORY AND PROFESSIONAL	53	54	55	55
	SUPPORT STAFF	34	36	34	34
	TOTAL POSITIONS	106	109	109	109
	TOTAL DEPARTMENTAL POSITIONS	117	120	120	120

DEPARTMENT OF MANAGEMENT AND BUDGET

BUDGET CHANGE AND HIGHLIGHTS FY2020-2021

	Increase / Decrease from 2019-20 Adopted Budget	Description of Change
REVENUES		
Local Grants and Contracts	20,000	Increase in Local Grants
Charges, Fees, and Fines	(593,497)	Decrease in Chargback revenues requried to fund operational costs.
TOTAL REVENUES	$ (573,497)	
EXPENDITURES		
Personnel	(397,206)	Positions was eliminated as well as various positions were down graded.
Fringe Benefits	(109,305)	Based on published fringe rates.
Pension	(454,591)	Based on published pension rates.
Materials and Supplies	(11,346)	Decreased Misc. Supplies
Services and Contractual Services	4,411,706	Increases from chargebacks.
Travel	3,568	Increase in local travel and conventions.
Operating Expenses	(497,249)	Decrease in insurance/bonds and utilities.
Rentals	108,120	Increased expenditure for equipment renatal.
Other Charges	(3,775,575)	Reduced miscellaneous operating relative to the ERP operations.
Non Capital Assets	57,397	Computer equipment for ERP operations.
TOTAL EXPENDITURES	$ (664,481)	
GENERAL FUND GENERAL PURPOSE	$ (90,984)	

This page intentionally left blank.

Adopted Budget FY 2020-2021
and
Projected FY 2021-2022

WAYNE COUNTY
HUMAN RESOURCES / PERSONNEL

EXPENDITURE ANALYSIS
FISCAL YEAR 2020-2021
(In Millions)

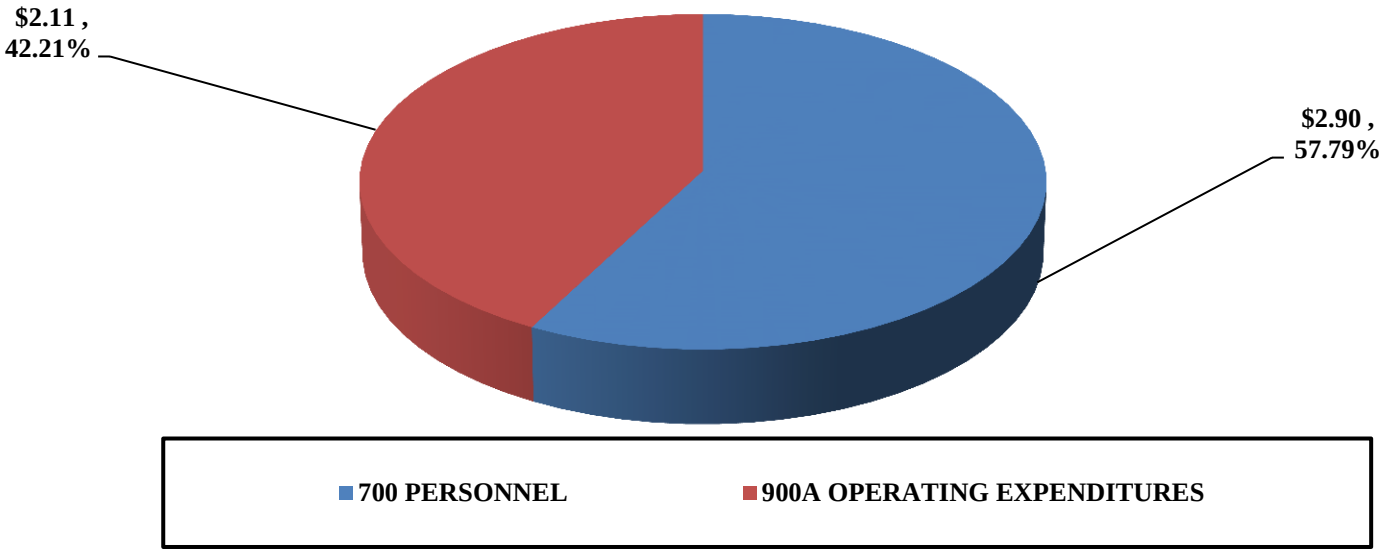

EXPENDITURE TREND ANALYSIS
FISCAL YEAR 2016-2017 THROUGH 2020-2021

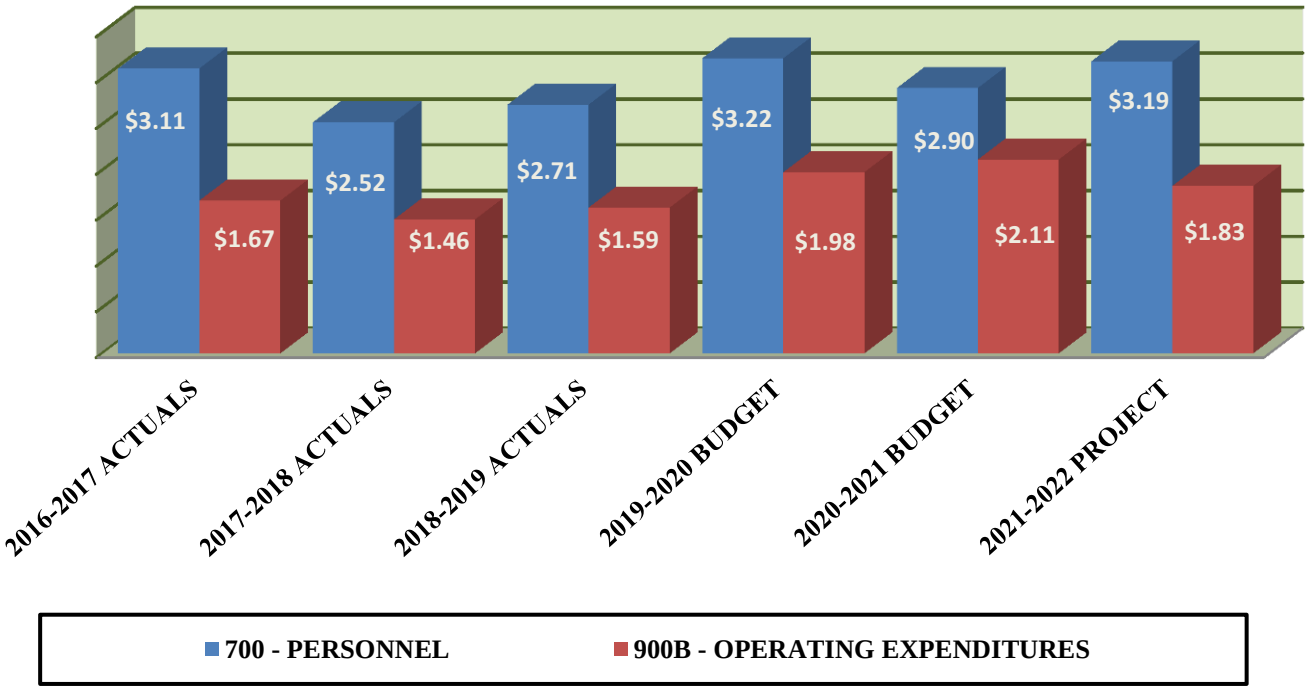

DEPARTMENT OF PERSONNEL AND HUMAN RESOURCES

MISSION

The Mission of the Personnel and Human Resources Department is to acquire and retain the right talent through the development of effective 21st Century Human Resources solutions focused on engaging, educating and empowering internal and external stakeholders.

Budget Summary All Funds

	FY 2018-2019 Budget	FY 2019-2020 Budget	FY 2020-2021 Budget	FY 2021-2022 Projected Budget
Total Departmental Expenditures	$ 4,867,452	$ 5,196,094	$ 5,010,337	$ 5,012,341
Departmental Revenue				
Charges, Fees, and Fines	4,867,452	5,196,094	5,010,337	5,012,341
Total Revenue	$ 4,867,452	$ 5,196,094	$ 5,010,337	$ 5,012,341
General Fund General Purpose	$ -	$ -	$ -	$ -
Total Budgeted Positions	**28**	**29**	**29**	**29**

Contact: **Steve Mahlin**, Director
500 Griswold St., 9th Floor - Detroit, MI. 48226 - Phone (313) 224-5907

Note: As a result of an amendment to the Executive Branch Reorganization Plan, in FY18-19 a title change has been made to the Data and Informatics Division to HR Strategy and Informatics Division.

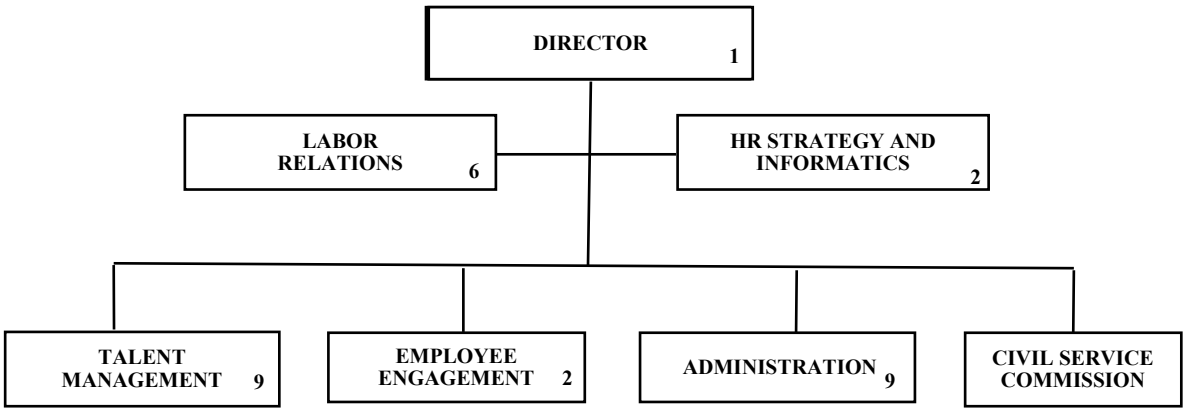

DEPARTMENT OF PERSONNEL/ HUMAN RESOURCES

MAJOR ACTIVITIES AND DESCRIPTIONS

The Department of Personnel/ Human Resources (P/HR) is responsible for the management of Wayne County's human resources and labor relations functions. The Department develops and manages strategic programs, services, administration and projects related to talent management, civil service appeals, collective bargaining/union relations, payroll/timekeeping administration, organizational analytics and employee engagement initiatives for employees, departments, Elected Offices, and job applicants, in accordance with the County Charter, Civil Service Rules and human resource (HR) best practices.

The Department consists of the following six Divisions:

1) Division of Talent Management;
2) Division of Employee Engagement;
3) Division of Labor Relations;
4) Division of HR Strategy and Informatics;
5) Division of Administration; and
6) Division of Civil Service Commission

Talent Management Division
The Talent Management Division is responsible for all functions related to filling entry, promotional and executive level positions. This includes verifying appropriate job qualifications, classifications and salary grades, as well as, identifying, screening, and testing/ examining qualified internal and external candidates. The Division also manages the County's displacement process.

Employee Engagement Division
The Employee Engagement Division is primarily responsible for training and developing employees on County policies and various technical, administrative, supervisory, leadership and other professional development topics, along with trainings mandated by federal and state laws. The Division supports operating departments with succession planning by identifying and developing staff, through the use of professional development plans, with the potential to fill key operating and leadership positions. The Division is also responsible for developing programs and tools to support performance management and career pathing as a means to assist staff with identifying their marketable skills, career goals and advancement opportunities.

Labor Relations Division
The Labor Relations Division is responsible for negotiating and administering collective bargaining agreements, including the processing of grievances, arbitrations, and overseeing labor/management and employee relations, as well as, staff discipline and terminations on behalf of the County. The Division also investigates discrimination and other employment-related complaints. In accordance with the Wayne County Charter, the Director of the Labor Relations Division operates under the direct supervision of the County Executive when negotiating union contracts.

HR Strategy and Informatics Division
The HR Strategy and Informatics Division is responsible for collecting, analyzing and utilizing data needed to assist the County in consistently using its human resources to operate efficiently and effectively. The Division maintains up-to-date position descriptions, for all County positions, and conducts best practice studies to ensure that P/HR's policies and procedures are aligned with current industry standards. This Division is responsible for lending and supporting P/HR's strategic goals, including near and long-term technology and partnership projects required to leverage P/HR's integration and on-going use of the Wayne County Enterprise Resource Planning (ERP) technology hub. Additionally, the Division is responsible for leveraging labor market compensation data to help align the competitiveness of Wayne County wages and aid in providing compensation recommendations based on external market and internal equity data. The Division is also responsible for developing and maintaining P/HR's "Data Dashboard" to continuously display current information pertaining to P/HR's organizational performance.

Administration Division
The Administration Division is responsible for payroll/ time keeping functions assigned to P/HR and coordinates time and labor with the payroll functions assigned to the Management and Budget Department. The Division manages and maintains official staff personnel records and information, including employee personnel files. Additional responsibilities include the processing of wage requests, responding to unemployment claims, responding to requests for records and ensuring all employment actions and changes in employment status are accurately entered into the County's Human Resource Information System (HRIS).

Civil Service Commission
The Civil Service Commission is a charter mandated independent body that is responsible for adjudicating appeals that arise from Wayne County's employment examination processes for classified employees. The Civil Service Commission also serves as the dispute resolution body for non-represented classified employees.

DEPARTMENT OF PERSONNEL AND HUMAN RESOURCES

FISCAL YEAR 2019-2020 ACCOMPLISHMENTS AND HIGHLIGHTS

- Improved talent processes through data analysis and customer feedback. These changes have aided in the filling of vacancies and efficient departmental operations. On average, we have (398) regular (non-Police) vacancies in the pipeline.
- Processed and investigated (73) EEO complaints involving claims of discrimination, workplace and sexual harassment.
- Hires for 2019 were (535), a 7% decrease in our vacancy rate.
- Talent Management conducted a job fair at Wayne County Community College and a Police Officer hiring event at Schoolcraft College during the course of the year in addition to participating in (11) other career fairs.
- During the course of 2019, (92) examination announcements were administered and (96) recruitment opportunities were posted.
- Successfully negotiated and implemented all economic changes made via collective bargaining for unionized groups.
- 2019 showed a decrease in the number of Civil Service Commission appeals heard. A total number of (53) appeals this year. The County successfully mitigated (50) appeals, which represents a positive success rate of 94.3%.
- Conducted (62) labor market studies for hard-to-fill classifications or wage alignment.
- Utilized the automated Position Description Builder to develop (137) position descriptions (PDs) in 2019.
- Validated 35 PHR Reports utilizing OF & WCDW effective October 1, 2020.
- Provided counsel and advice to departments for (67) grievances filed by AFSCME, GAA, POAM, AFSCME Local 3317, IUOE, and GBA.
- Conducted (61) hearings and prepared Step 4 responses for all grievances.
- Conducted and/or directed the County's defense in (8) arbitrations hearings.
- Conducted (23) Special Conferences at the request of Unions for various issues.
- Conducted "Leadership" training in conjunction with Wayne State University.
- Instituted a "bridge" Service Request (SR) process for electronic off-boarding (voluntary retirements, resignations, expirations of appointment and involuntary terminations).
- Documented core HR "current state" business processes, including supporting policy, forms or regulation exhibits.
- Upgraded the WC COI application strengthening the requirement to report Nepotism relationships and related names.
- Conducted data cleansing in Peoplesoft for transition to Oracle Fusion ERP.
- Implement Microsoft Office365 and SharePoint (document management system) for P/HR.
- Instituted a web-based on-boarding process effective July, 2020.
- Implemented Phase 1a Human Capital Management (HCM) module of the Oracle Fusion ERP Project effective October 1, 2020.
- Validated Peoplesoft data to be transferred to the WC Data Warehouse
- Multiple COVID-19 Emergency efforts including MOUs, Furloughs, Displacements, Layoffs, etc

NEW INITIATIVES FOR FISCAL YEAR 2020-2021

- Implement Talent Acquisition – Phase 4 Enterprise Resource Planning (ERP) a.k.a Oracle Fusion
- Implement Performance Management and Goal Setting – Phase 4 ERP
- Implement Career Pathing and Development – Phase 4 ERP
- Implement Labor Relations modules – Phase 4 ERP
- Complete "as-is" and "business process re-engineering" for development of ERP planning and configuration
- Develop Succession Planning for key positions and high potentials*
- Conduct semi-annual employee engagement surveys*
- Continue training & development initiatives*
- Develop and/or convert position descriptions for 100% of all classifications*
- Conduct market analysis on wages county-wide*
- Refresh Wayne County Pay Plan*
- Refresh an aligned Classification Plan*
- Continue developing policies and processes to ensure legal compliance and internal control
- Negotiate collective bargaining agreements
- Implement/support additional COVID-19 measures, as needed

DEPARTMENT OF PERSONNEL AND HUMAN RESOURCES

IMPACT ON OPERATIONS

COVID-19 has created reduced revenues and budget constraints for WC, thus technology subscriptions have not been renewed for on-demand training. Our training partnership with Wayne State has been amended to delay the delivery of leadership development training sessions through 2020/21. Compensation projects are at risk due to loss of revenue, which could worsen our current compensation to market issues, however, impact will depend on the balance of the economy due to COVID-19. Workforce makeup, labor negotiations, employee engagement and pay practices will need to be monitored closely this year. We will continue our focus on improving and developing Core HR processes, in the new Enterprise Resource Planning (ERP) system a.k.a. Oracle Fusion, to enhance payroll and transactional processing. Additionally the upcoming implementation of ERP Phase 4 will be paramount to achieving improved efficiency and effectiveness, while enhancing our remote functionality enterprise-wide. We have integrated several P/HR Business Partners to aid in the transformation and standardization of a learning culture that strives towards information-based decision making and accountability, while improving technology capabilities.

DEPARTMENT OF PERSONNEL AND HUMAN RESOURCES

Financial Report

		FY 2018-2019 Budget	FY 2019-2020 Budget	FY 2020-2021 Budget	FY 2021-2022 Projected Budget
00101	**General Fund**				
226	**Personnel And Human Resources**				
	Revenues				
	Charges, Fees, and Fines	4,867,452	5,196,094	5,010,337	5,012,341
	Total Revenues	**$4,867,452**	**$5,196,094**	**$5,010,337**	**$5,012,341**
	Expenditures				
	Personnel	1,859,312	2,006,696	1,848,010	2,037,339
	Fringe Benefits	535,685	611,985	567,282	622,173
	Pension	514,030	581,604	461,242	492,163
	Materials and Supplies	17,500	18,000	14,000	13,700
	Services and Contractual Serv	1,024,318	1,009,324	740,577	740,577
	Travel	13,698	13,698	14,300	14,300
	Operating Expenses	656,407	707,721	703,373	718,796
	Rentals	234,002	223,173	222,851	222,851
	Other Charges	3,000	14,393	435,702	147,442
	Non Capital Assets	9,500	9,500	3,000	3,000
	Total Expenditures	**$4,867,452**	**$5,196,094**	**$5,010,337**	**$5,012,341**
TOTAL DEPARTMENTAL REVENUES		**$4,867,452**	**$5,196,094**	**$5,010,337**	**$5,012,341**
TOTAL DEPARTMENTAL EXPENDITURES		**$4,867,452**	**$5,196,094**	**$5,010,337**	**$5,012,341**
GENERAL FUND SUBSIDY		**$0**	**$0**	**$0**	**$0**

Summary of Positions

		FY 2018-2019 Budget	FY 2019-2020 Budget	FY 2020-2021 Budget	FY 2021-2022 Projected Budget
101	**GENERAL FUND**				
226	**HUMAN RESOURCES/PERSONNE**				
	ELECTED AND EXECUTIVE	3	3	3	3
	SUPERVISORY AND PROFESSIONAL	8	9	9	9
	SUPPORT STAFF	17	17	17	17
	TOTAL POSITIONS	28	29	29	29
TOTAL DEPARTMENTAL POSITIONS		28	29	29	29

DEPARTMENT OF PERSONNEL AND HUMAN RESOURCES

BUDGET CHANGE AND HIGHLIGHTS FY2020-2021

	Increase / Decrease from 2019-20 Adopted Budget	Description of Change
REVENUES		
Charges, Fees, and Fines	(185,757)	Decrease Charges for Services
TOTAL REVENUES	$ (185,757)	
EXPENDITURES		
Personnel	(158,686)	Cares Act Reimbursements in FY 2021
Fringe Benefits	(44,703)	Based on published rates
Pension	(120,362)	Cares Act Reimbursements in FY 2021
Materials and Supplies	(4,000)	Decrease in On Demand Office Supplies
Services and Contractual Services	(268,747)	Decrease Miscellaneous Professional Services & Legal Services
Travel	602	Increase Travel Local/Auto Mileage
Operating Expenses	(4,348)	Decrease Advertising, Insurance & Bonds
Rentals	(322)	Decrease Building Rental
Other Charges	421,309	Increase Miscellaneous Operating
Non Capital Assets	(6,500)	Computer Equipment
TOTAL EXPENDITURES	$ (185,757)	
GENERAL FUND GENERAL PURPOSE	$ -	

DEPARTMENT OF PERSONNEL AND HUMAN RESOURCES

Department Strategic Focus Areas

Focus Area	Objective	Measurement	Reporting Frequency	FY 18/19	FY 19/20 Current Results	FY 20/21 TARGET	Measurement As of Date
Talent	Engage and motivate employees of all levels	Orientation score	Annual	4.1	4.8	4.3	3/31/2020
		Orientation survey response rate	Annual	69%	72%	75%	3/31/2020
		Percent of voluntary employee turnover excluding retirement	Monthly	1.4%	1.20%	<3%	3/31/2020
		Number of employee grievances	Monthly	14	8.5	<7	3/31/2020
	Create positions that are well defined by requirements, competencies and results aligned to current needs	Time to fill	Monthly	130 days	138 days	65 days	3/31/2020
		Vacancy rate	Monthly	8.3	7.6%	<10%	3/31/2020
		Percentage of new hires successfully completing probationary period	Monthly	90%	92.0%	95%	3/31/2020
		Percentage of positions with position descriptions (PD) complete	Annual	83%	53.0%	50%	3/31/2020
		Average positions placed/filled	Monthly	10.4	13.2	10.0	3/31/2020
	Promote professional growth of employees through training and development	Number of employee trainings taken	Annual	12322	16,134	20,000	3/31/2020
		Training surveys: average satisfaction rating	Annual	3.5	4.2	4.0	3/31/2020

This page intentionally left blank.

PROBATE COURT

Adopted Budget FY 2020-2021
and
Projected FY 2021-2022

WAYNE COUNTY
PROBATE COURT

EXPENDITURE ANALYSIS
FISCAL YEAR 2020-2021
(In Millions)

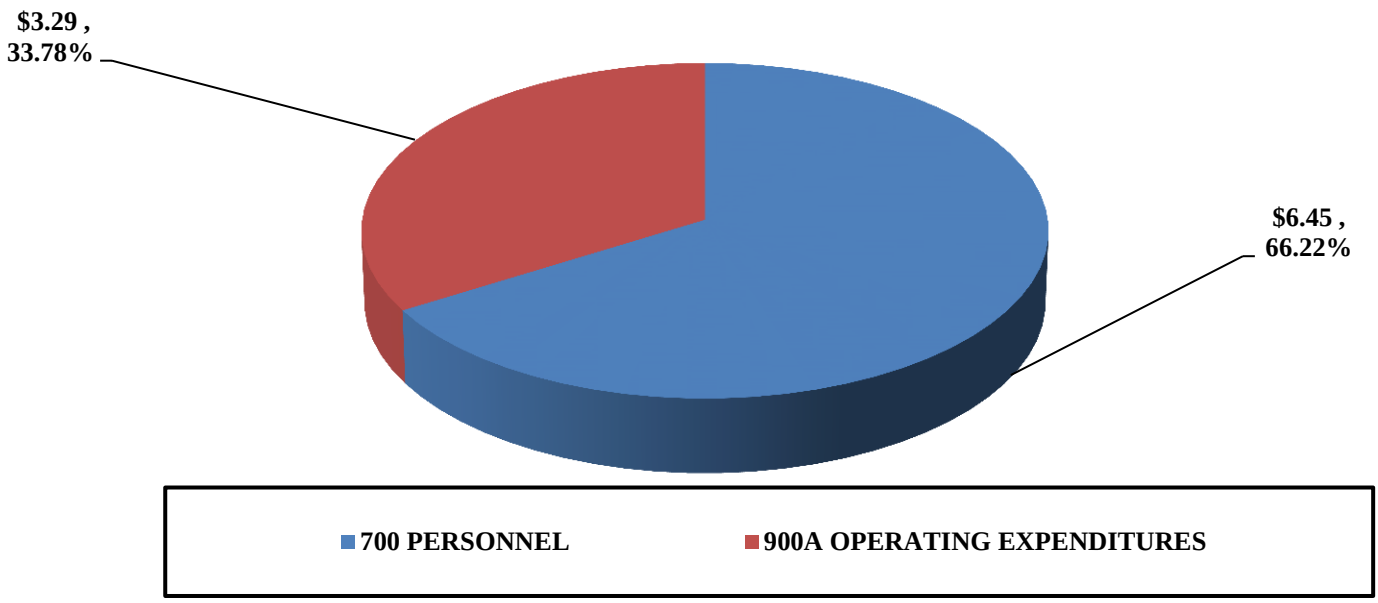

EXPENDITURE TREND ANALYSIS
FISCAL YEAR 2016-2017 THROUGH 2020-2021

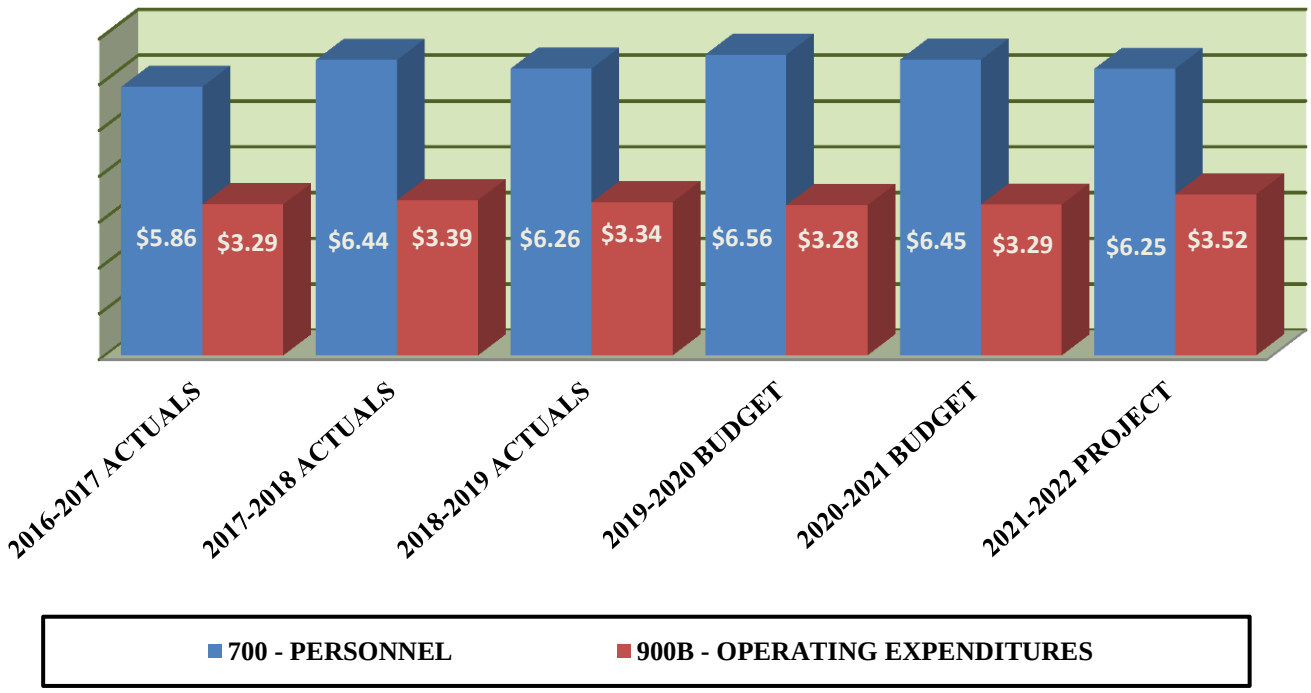

PROBATE COURT

MISSION

The Mission of the Wayne County Probate Court is to administer justice with fairness, equality, and integrity. To resolve matters before the Court in a timely manner with trained and motivated staff, and to provide courteous and prompt service in a manner that inspires public trust and confidence. The vision of the Wayne County Probate Court is to provide leadership for the continuous improvement of a justice system that is responsible to the diverse and changing needs of the public and accountable for the efficient and

Budget Summary All Funds				
	FY 2018-2019 Budget	**FY 2019-2020 Budget**	**FY 2020-2021 Budget**	**FY 2021-2022 Projected Budget**
Total Departmental Expenditures	$ 9,699,998	$ 9,839,762	$ 9,741,199	$ 9,767,787
Departmental Revenue				
State Grants and Contracts	1,242,000	1,242,000	1,293,902	1,293,902
Charges, Fees, and Fines	1,033,000	1,058,000	920,000	920,000
Interest Income	300	300	-	-
Other Financing	46,341	47,504	35,339	-
Operating Transfers In	7,378,357	7,491,958	7,491,958	7,553,885
Total Revenue	$ 9,699,998	$ 9,839,762	$ 9,741,199	$ 9,767,787
General Fund General Purpose	$ -	$ -	$ -	$ -
Total Budgeted Positions	**72**	**72**	**72**	**72**

Contact: **Judge Freddie G. Burton**

1219 Coleman A. Young Municipal Center - 2 Woodward Ave. - Detroit, MI. 48226 - Phone (313) 224-5672



PROBATE COURT

MAJOR ACTIVITIES AND DESCRIPTIONS

The Probate Court has jurisdiction in all matters relating to the following: settlement of estates of all deceased persons residing or leaving property in Wayne County, with or without a will; settlement of trusts; appointment of trustees; appointment of guardians and conservators of minors who reside or are found in Wayne County; appointment of guardians and conservators of adults who are legally incapacitated or developmentally disabled and reside or are found in Wayne County; involuntary commitment or assisted out-patient treatment of mentally ill persons for treatment; issuance of secret marriages; ordering treatment for minors who have substance abuse problems; adjudicating child custody actions brought by a minor's guardian; and resolving disputes regarding durable powers of attorney for health care.

FISCAL YEAR 2019-2020 ACCOMPLISHMENTS AND HIGHLIGHTS

Records Retention and Disposal Plan - The Court is transitioning to a less paper intensive environment, to comply with the revised records retention schedule, and to prepare for e-filing. The goal is to maintain Court files created after 2003 in a digital format only and to either dispose of or transfer physical files that have met the retention period. Benefits/goals include: reduction of staffing resources needed to deliver, sort, file, retrieve, move and maintain files and documents, reduction of facility storage space and costs into the future, immediate accessibility to the file by staff and customers, reduction of supply costs, and the proper maintenance of historic records by the Archives of Michigan.
Soundex Cards: Process developed to transfer approx. 1.5 million soundex cards to Archives of Michigan for scanning. 84 of the 138 total drawers of soundex card have been scanned.
No More Files: Hard copies of filed items are scanned and maintained for 60 days after filed date/adjudication date and then destroyed.
Destroy Files: Modification of daily tasks in the Records Department to incorporate the review and destruction of files. Additional files reviewed and destroyed during Records Days (which have been approved by SCAO) In 2019 four Records Days were held resulting in the destruction of 14,916 physical case files.
Offsite Files: Through a collaboration with the Archives of Michigan a process was created to sort files stored at the Vigliotti building into three categories: Retain, Transfer to Archives, or Destroy. As of 1/1/20 2,228 boxes of deceased estates and trust cases covering the years 1901 – 1975 have been transferred and 870 boxes are ready for future transfer. 1,632 boxes of files, that met the records retention guidelines, were destroyed.

Training – All Court staff attended "Respectful Workplace" training. Managers also attended "Conflict Resolution" training. Human resources continues to develop and coordinate training plans, as well as assist with training. An assessment of the Probate Intake and Records departments was conducted. The assessments reviewed and updated departmental training plans and policies with an emphasis on employee engagement and communication.

Technology Improvements – Video recording systems were upgraded in two courtrooms. Scanners, pc's, and monitors were purchased to replace outdated equipment. Dual monitors were installed at workstations throughout the court.

Work Environment Improvements – Conference room 1281 was remodeled. This included paint, carpet, furniture and technology upgrades. Administrative offices in room 1305 received new paint and carpet. The furniture in the Probate Register's office was replaced. All carpet more than one year old was cleaned.

Kronos - Kronos software used for human resources and timekeeping was upgraded. Upgrades include electronic (paperless) time-off requests and the development of a new employee evaluation that focuses on the core values of the Court and supports our mission and vision statements.

Collection Efforts – The Probate Court continues its collection efforts in an attempt to defray general fund support. Over the past eight years the Court has collected over $510,000 for the reimbursement of court costs in which fiduciaries were ordered to pay for not properly closing probate estates. In addition, over $320,000 has been collected for the reimbursement of attorney fees and $14,161 for the reimbursement of foreign language interpreter costs

PROBATE COURT

NEW INITIATIVES FOR FISCAL YEAR 2020-2021

The Wayne County Probate Court will continue to strive to be an effective steward of County funds while providing quality customer service. The Court will continue to look for every opportunity to increase efficiency while reducing costs to the residents of Wayne County. Through the innovative use of technology, the Court continues to strive towards the goal of less paper in the workplace.

New initiatives include:

JUDICIAL DATA WAREHOUSE: In 2017 the Wayne County Probate Court began a project to work toward including case data in the Judicial Data Warehouse (JDW). These efforts will continue in 2020-21. The JDW is a statewide database of cases maintained by the State Court Administrative Office (SCAO). This system will also enable the Court to directly and more efficiently search for case information from other Courts, which will enhance our ability to provide service to the public. The Court is investigating additional potential uses of this system by its staff.

RAPID RESPONSE PILOT PROJECT: Wayne County Probate Court was chosen as one of two probate courts in the country (the other being the court located in Charleston, South Carolina) to participate in a pilot project funded by the United States Department of Justice through the National Center for State Courts. The project is designed to reduce fraud and misuse of funds by conservators through active monitoring similar to credit monitoring reports. The project required much planning and creating new workflows plus new programming and documentation within our existing file systems.

FACILITIES MAINTENANCE SCHEDULE: The Court monitors and updates its facilities maintenance schedule to properly maintain offices and courtrooms. This schedule not only identifies needs, but assists Court staff in the development of its annual budget request.

EQUIPMENT MAINTENANCE SCHEDULE: The Court monitors and updates its "Five Year Computer Refresh Schedule". Maintaining this schedule will ensure the Court does not face issues with outdated, non-supported equipment. This schedule also assists Court staff in the development of its annual budget request.

MISSION WORK GROUP: The Court continues work on this project by focusing on the core values of the Court to cultivate the desired culture, and identify each department's expectations to more effectively accomplish the Court's goals. This includes the continual evaluation of the way we do things to insure we support the Court's culture and vision.

CONTINUITY OF OPERATION PLAN (COOP): To ensure the Wayne County Probate Court continues to provide the services which are mandated by state law and court rule, the Court continues to work with Wayne County in the development of a COOP. This plan will address all issues ranging from court closures due to inclement weather to closures related to catastrophic events. In response to the CoVid-19 outbreak, the Court developed and implemented a disaster plan. The plan is designed to be implemented in several stages, depending on the level of disruption to court services anticipated or required by county, state, and federal leaders during a public health emergency. In the current pandemic, the court has been implementing new strategies to promote remote work by court staff including the ability to conduct hearings and other required functions remotely as much as possible and in accordance with all laws and local orders and requirements.

ZOOM REMOTE HEARINGS: The State Court Administrative Office provided Zoom licenses for each of the court's six judges to allow all participants to a hearing to appear by phone or video on their own devices. Policies and procedures were finalized in anticipation of implementation in 2020. As part of the court's pandemic response plan and to comply with Governor Whitmer's Executive Orders and the Michigan Supreme Court's Administrative Orders related to the Covid-19 pandemic, the court implemented the process ahead of schedule, beginning on March 20, 2020.

IMPACT ON OPERATIONS

The Fiscal Year 2020-2021 budget for Probate Court represents a status quo budget in order to maintain essential services.

PROBATE COURT

Financial Report

		FY 2018-2019 Budget	FY 2019-2020 Budget	FY 2020-2021 Budget	FY 2021-2022 Projected Budget
00837	**Courts Capital Projects**				
401	**Capital Programs**				
	Revenues				
	Interest and Dividends	300	300	0	0
	Other Financing	46,341	47,504	0	0
	Total Revenues	**$46,641**	**$47,804**	**$0**	**$0**
	Expenditures				
	Services and Contractual Serv	46,641	47,804	0	0
	Total Expenditures	**$46,641**	**$47,804**	**$0**	**$0**
00838	**Probate Court**				
148					
	Revenues				
	State Grants and Contracts	1,242,000	1,242,000	1,293,902	1,293,902
	Charges, Fees, and Fines	1,033,000	1,058,000	920,000	920,000
	Operating Transfers In	7,378,357	7,491,958	7,491,958	7,553,885
	Total Revenues	**$9,653,357**	**$9,791,958**	**$9,741,199**	**$9,767,787**
	Expenditures				
	Personnel	4,294,259	4,326,527	4,343,329	4,109,527
	Fringe Benefits	1,108,529	1,176,291	1,186,406	1,114,639
	Pension	954,735	1,032,567	894,336	985,378
	Materials and Supplies	138,945	143,945	143,945	143,945
	Services and Contractual Serv	2,177,922	2,149,369	2,217,519	2,217,519
	Travel	52,000	52,000	52,000	52,000
	Operating Expenses	216,578	214,494	233,300	250,200
	Rentals	539,817	514,188	514,188	514,188
	Other Charges	10,032	22,037	22,037	246,252
	Non Capital Assets	160,540	160,540	134,139	134,139
	Total Expenditures	**$9,653,357**	**$9,791,958**	**$9,741,199**	**$9,767,787**
TOTAL DEPARTMENTAL REVENUES		**$9,699,998**	**$9,839,762**	**$9,741,199**	**$9,767,787**
TOTAL DEPARTMENTAL EXPENDITURES		**$9,699,998**	**$9,839,762**	**$9,741,199**	**$9,767,787**
GENERAL FUND SUBISDY		**$0**	**$0**	**$0**	**$0**

Summary of Positions

		FY 2018-2019 Budget	FY 2019-2020 Budget	FY 2020-2021 Budget	FY 2021-2022 Projected Budget
838	**PROBATE COURT**				
148	**PROBATE COURT**				
	ELECTED AND EXECUTIVE	14	12	12	12
	SUPERVISORY AND PROFESSIONAL	9	10	11	11
	SUPPORT STAFF	49	50	49	49
	TOTAL POSITIONS	72	72	72	72
TOTAL DEPARTMENTAL POSITIONS		72	72	72	72

PROBATE COURT

BUDGET CHANGE AND HIGHLIGHTS FY2020-2021

	Increase / Decrease from 2019-20 Adopted Budget	Description of Change
REVENUES		
State Grants and Contracts	51,902	State Reimbursement-Judge Salaries
Charges, Fees, and Fines	(138,000)	Decrease in Court Fees and Reimbursement Court Collections
Interest Income	(300)	Decrease in Interest Income
Other Financing	(12,165)	Increase in Use of Funds Balance, Decrease in Bond/Note Sales
TOTAL REVENUES	$ (98,563)	
EXPENDITURES		
Personnel	16,802	Cares Act Reimbursements in FY 2021
Fringe Benefits	10,115	Based on published rates
Pension	(138,231)	Based on published rates
Services and Contractual Services	20,346	Net increase relative all chargebacks
Operating Expenses	18,806	Increase in Equipment Repair and Maintenance, Insurance/Bonds
Non Capital Assets	(26,401)	Decrease in Computer Equipment and Other Equipment
TOTAL EXPENDITURES	$ (98,563)	
GENERAL FUND GENERAL PURPOSE	$ -	

This page intentionally left blank.

PROSECUTING ATTORNEY

Adopted Budget FY 2020-2021
and
Projected FY 2021-2022

WAYNE COUNTY
PROSECUTING ATTORNEY

EXPENDITURE ANALYSIS
FISCAL YEAR 2020-2021
(In Millions)

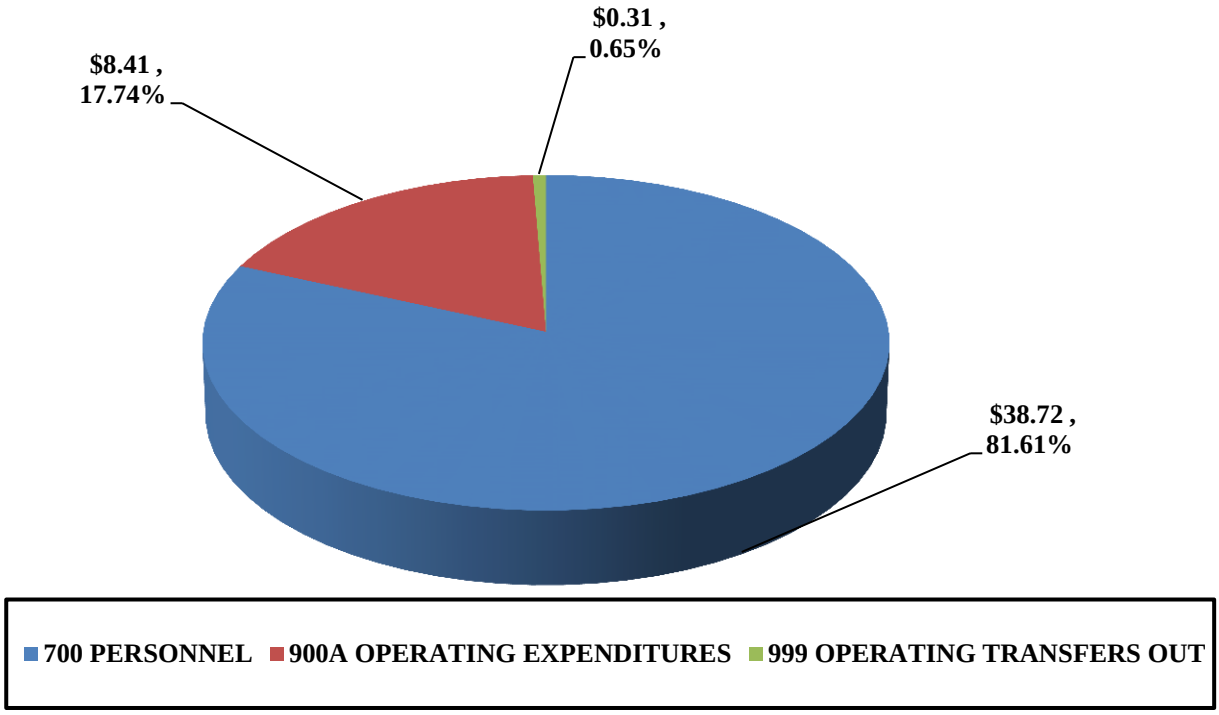

EXPENDITURE TREND ANALYSIS
FISCAL YEAR 2016-2017 THROUGH 2020-2021

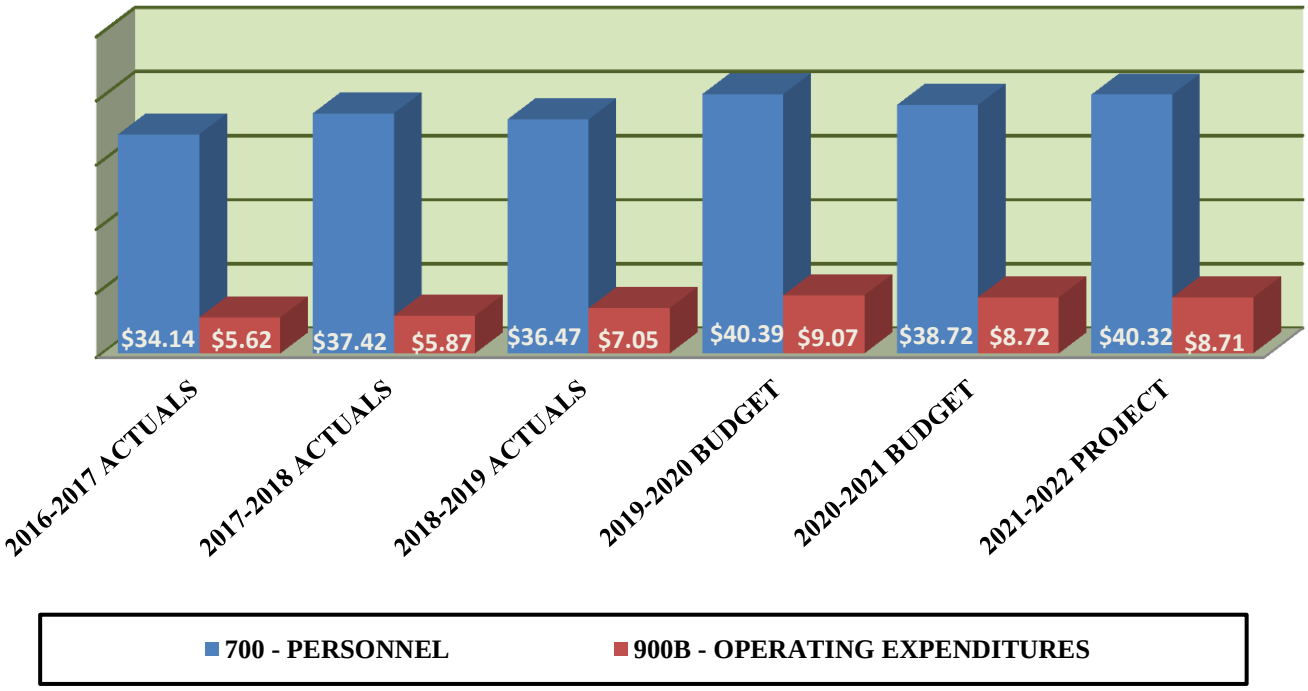

PROSECUTING ATTORNEY

MISSION

The Mission of the Wayne County Prosecuting Attorney's Office is to pursue justice and to safeguard the community by demanding accountability for those who commit crimes and to enhance the quality of life by changing the culture of violence.

Budget Summary All Funds

	FY 2018-2019 Budget	FY 2019-2020 Budget	FY 2020-2021 Budget	FY 2021-2022 Projected Budget
Total Departmental Expenditures	$ 46,153,837	$ 49,463,008	$ 47,441,596	$ 49,031,515
Departmental Revenue				
Federal Grants and Contracts	4,412,481	4,330,299	4,428,316	4,493,551
State Grants and Contracts	2,079,382	2,461,291	2,789,078	2,857,167
Local Grants and Contracts	554,343	288,746	353,289	353,309
Charges, Fees, and Fines	1,136,278	1,238,000	1,010,000	1,010,000
Fines and Forfitures	50,000	50,000	50,000	50,000
Other Financing	352,908	812,970	-	-
Operating Transfers In	694,256	361,193	310,571	387,061
Total Revenue	$ 9,279,648	$ 9,542,499	$ 8,941,254	$ 9,151,088
General Fund General Purpose	$ 36,874,189	$ 39,920,509	$ 38,500,342	$ 39,880,427
Total Budgeted Positions	**298**	**306**	**322**	**322**

Contact: **Kym L. Worthy,** Prosecuting Attorney
1441 St. Antoine, Suite 1276 - Detroit, MI. 48226 - Phone (313) 224-5789

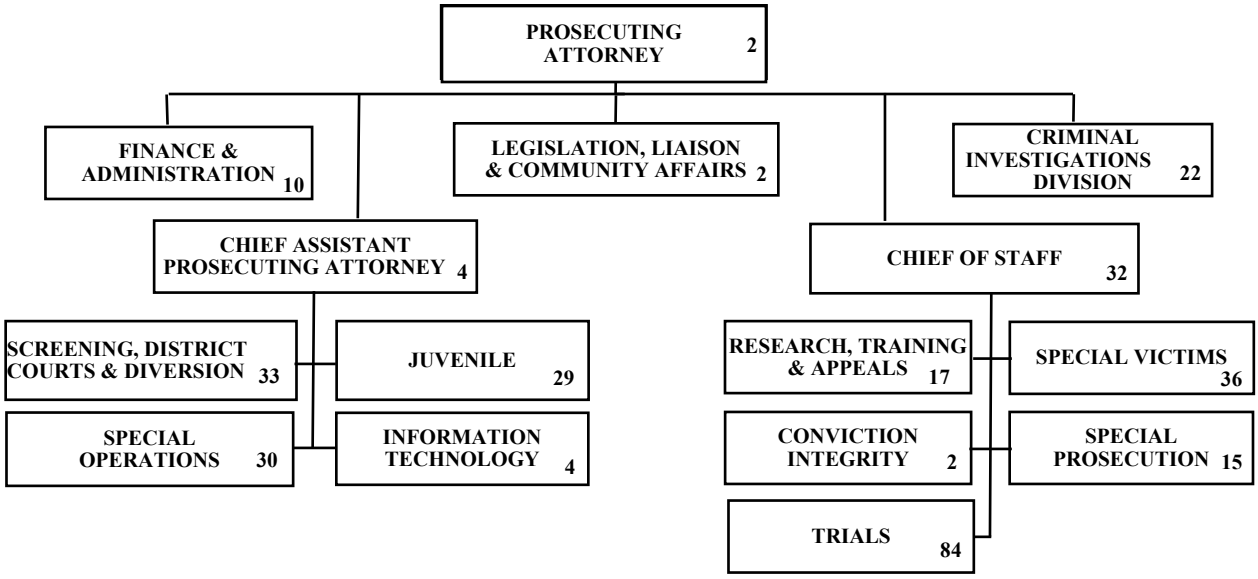

PROSECUTING ATTORNEY

MAJOR ACTIVITIES AND DESCRIPTIONS

PROSECUTING ATTORNEY: The Prosecuting Attorney is an elected constitutional official who is the Chief Law Enforcement Officer of Wayne County. The Prosecuting Attorney establishes the policies and leads the activities of the Office. The Directors of Communications, Detroit Rape Kit Initiative, Information Technology, Training and Continuing Legal Education (CLE) report directly to the Prosecutor, as well as the Special Assistant Prosecutors, the Chief Assistant Prosecutor, the Chief of Staff and the Division Chiefs.

CHIEF ASSISTANT PROSECUTOR: Pursuant to MCL 49.32, the Chief Assistant shall discharge the functions and perform the duties of the Elected Prosecutor in the event of her absence, disability, or sickness. The Chief Assistant oversees the areas of Forfeiture, Warrants and Screening, Juvenile, IT, Deed Fraud, and Public Integrity/Special Operations. Additionally the Chief Assistant coordinates the defense of any outside civil litigation, negotiates any leases outside the office, and interacts with the deputies of the other County wide elected officials, as well as with County department heads and local police agencies. The Chief Assistant also oversees FOIA matters, as well as referrals to the Fraud Investigation and Corruption Unit.

CHIEF OF STAFF: This position oversees the personnel matters relating to the Assistant Prosecutors, and interacts with the Chiefs, other County division and offices headed by elected officials in implementing procedures required to carry out the policy directives of the Prosecutor. The position also handles labor negotiation, grievances, discipline, the hiring process and other administrative functions pertaining to staff. The Chief of Staff also oversees and coordinates the following divisions: Trials, Special Prosecutions, Appeals, Special Victims, Grants and Legislation, Conviction Integrity, and Victim Services. Additional duties include critically examining protocols to streamline processes, exploring and acquiring non-traditional funding, negotiating MOU's and inter-agency agreements.

FINANCE/ADMINISTRATION DIVISION: The Finance and Administration Division is responsible for all aspects of financing for the Wayne County Prosecuting Attorney Office, personnel and payroll administration, as well as file management and record retention. Specifically, the Finance and Administration Division is broken down into two units. The Finance Unit is comprised of Accounting, Payroll Administration, Grants Management, Budgeting, and Procurement. The primary functions of the Accounting area include general ledger account and bank reconciliations, preparation of journal vouchers, budget adjustments, service vouchers, accounts receivables and payables, financial reporting and statistical analysis as well as the processing of tuition and mileage reimbursements. The Payroll Administration function of the Finance Unit processes biweekly payroll, performs biweekly review of payroll records for errors and irregularities, manages usage of leave banks, tracks concession compliance and distributes payroll checks as well as assisting employees with other payroll related issues and changes. The Grants Management functions of the Finance Unit are to manage grants totaling millions of dollars, prepare annual budgets, applications and renewals, to process Document Approval Forms using Total Contract Management System (TCM) and Procure to Pay, billings and invoices, subsidiary ledgers, internal controls compliance reviews, and compilations and statistical reports as well as to seek additional sources of funding. The Finance Units' Budgeting area primary functions are the preparation of the annual departmental budget and its management for the Wayne County Prosecutors Office. This area prepares departmental requests, analytical comparisons of CEO recommended budget, performs quarterly projections, monthly financial reviews, analyzes spending allotments, prepares long-term financial planning analysis, budget variation reports, deficit elimination plans, and five-year revenue forecasts. The last area of the Finance Unit is the Procurement area. The functions performed relate to obtaining quotes and bids, development of Request-for-Proposals/Qualifications, vendor contract negotiations, evaluation committee, processing requisitions and receipts for goods and services. The second unit of the Finance and Administration Division is the Administration Unit. This unit encompasses Personnel, File and Transcript Management, and Record Retention. The Personnel function is the central hub for the maintenance of personnel related records ranging from initiation of employment through separation or retirement of employees. Additional duties include assisting in labor contract negotiations, tracking benefit compliance, maintaining signatories, and general job descriptions, if any. The File Management function is a central depository for all closed criminal case files. Annually, an average of 75,000 case files are closed and managed through this area. Specifically, closed cases are prepped, sorted and temporarily filed on shelving, logged, boxed and scanned for record retention. Additionally, periodic reviews are performed on closed case files for destruction. The Transcript Management functions focuses on daily pick-up of Court transcripts, maintenance of subsidiary log, scanning and indexing of received transcripts, as well as the filling of transcript request. This unit is also responsible for the retention of records within the Prosecutor's Office and at its off-site storage facilities. This unit has experienced staff

PROSECUTING ATTORNEY

***MAJOR ACTIVITIES AND DESCRIPTIONS** continued*

shortages and is currently under staffed with multiple vacancies that have not been replaced.

JUVENILE DIVISION: The Juvenile Division of the Wayne County Prosecutor's Office is located on the 2nd Floor of the Lincoln Hall of Justice at 1025 East Forest in Detroit. In addition, an Assistant Prosecuting Attorney from the Juvenile Division is assigned to the Wayne County Juvenile Detention Facility six days a week to review in-custody delinquency cases. The primary responsibility of the Juvenile Division is the review, charging, litigation and oversight of delinquency matters that fall within the jurisdiction of the Family Division of the Wayne County Third Circuit Court. Such matters generally include all felonies, misdemeanors and status offenses that are committed by youth under the age of 17 years who reside in or commit a delinquent act within Wayne County. The assistant prosecutors assigned to the Juvenile Division are responsible for covering as many as 14 courtrooms (6 judges & 8 referees, including the Juvenile Detention Facility courtroom docket) on a daily basis. Courtroom assignments include preliminary hearings, pre-trials, evidentiary hearings, trials, dispositions, and post-disposition matters, such as progress reviews and change of placement hearings. The Juvenile Division staff review approximately 3000 new delinquency cases annually for potential prosecution. Presently, the Juvenile Division operates Teen Court diversion programs in the following seven Detroit Public High Schools: Martin Luther King, East English Village Prep, Communication & Media Arts, Western International, Fredrick Douglas Academy, Benjamin Carson High School of Science & Medicine and Westside Academy. Juvenile Division attorneys also participate in a daily Mental Health Court and two Juvenile Drug Court (STAND program) dockets. The Juvenile Division refers more than 600 Wayne County youth to the WCPO Right TRAC program each year, which diverts first-time offenders of minor delinquent acts from the formal court system. The Right TRAC program has been nationally recognized as a highly successful and efficient option to rehabilitate youthful offenders by offering participants an opportunity to avoid a delinquency record, while also providing meaningful services and consequences that reduce potential recidivism. Talk It Out, a new juvenile mediation program, was launched in late 2019 by the WCPO Juvenile Division, in partnership with the Wayne County Dispute resolution Center. Talk It Out focuses on bringing first-time offenders and their victims together in a mediation setting with a trained facilitator to address the harm caused by the juvenile's delinquent conduct. In addition to handling all county-wide delinquency cases involving minors, the Juvenile Division is also responsible for all adult civil commitment matters in the Wayne County Probate Court, which arise when a criminal defendant pleads guilty by reason of insanity or is deemed incompetent to stand trial. Lastly, the Felony Non-Support Unit of the WCPO is a recent addition to the Juvenile Division. The Felony Non-Support Unit was established to collect past due child support for children in Wayne County. In 2019, this important unit issued 463 warrants and collected more than $12 million dollars in past due child support ordered by the Friend of the Court.

LEGISLATIVE LIAISON, GRANTS AND COMMUNITY AFFAIRS DIVISION: This division works closely with the state and local legislatures, all County departments and Elected Officials, policing agencies, community organizations and the Wayne County Commissioners, to ensure proper implementation of the Criminal Justice System in Wayne County. The Division Chief is the liaison to our 43 Wayne County Communities, as well as the liaison to all Wayne County local police departments, MSP and the Wayne County Sheriff's Department. Also, this Division includes the Director of Grants, whose duties include participation in the state Association of Prosecuting Attorneys (PAAM), under MCL 49.101 et. seq., and in the improvement of substantive and procedural state law pursuant to ABA Standard for Prosecutors 3-1.2. The division aggressively pursues State and Federal Grants to fund initiatives to insur proper implementation of the Criminal Justice System in Wayne County. In the past fiscal year, the division obtained over fifteen million($!%,000.000) dollars in grant funding. The Division's activities with the PAAM have resulted in the dissemination of information to state and local legislative bodies necessary to promote the enactment of state and local laws beneficial to the implementation of the Criminal Justice System in Wayne County.

CRIMINAL INVESTIGATION DIVISION: The Criminal Investigation Division is the investigative arm of the Wayne County Prosecutor's Office. Detectives assigned to this unit are unique in that they come to us with specialized investigative skills honed from years of experience at other law enforcement agencies. Their primary responsibility is pre-trial and special investigations. They support the Assistant Prosecutors in presenting the best case possible, ensuring that the investigation which leads to court adjudication is thorough and complete, as mandated by state law. In addition, the division initiates criminal investigations usually by request from the Prosecutor or Chief of Staff. These investigations are very sensitive and complex in nature. These crimes range from Embezzlement to Fraud, and Criminal Sexual Conduct to Murder. In addition, the office is mandated by policy

PROSECUTING ATTORNEY

***MAJOR ACTIVITIES AND DESCRIPTIONS** continued*

to investigate fraud or other alleged criminal activity by employees of the County. Detectives attend training throughout the year in various areas of law enforcement. This training includes, but is not limited to, Firearms, Homicide, Child Abuse and Fraud investigative courses, Threat Assessment and Executive Protection, as well as training on the Law Enforcement Information Network (LEIN), Lexis Nexus, TLO and other data bases. The division is also responsible for the safety and security of the Prosecutor and staff. Threats to the Prosecutor, Elected Officials, Assistant Prosecutors, Judges, staff and witnesses do occur and they are investigated thoroughly to determine the validity, credibility and source of the information. These investigations are performed by the Threat Assessment Response Unit (TARU). In addition, the CID now has a Forensic Computer Unit, which has the capability to forensically analyze cell phones, computers and various data storage equipment that are used in the commission of a crime, or to obtain intelligence regarding a crime. In addition, the Criminal Investigations Division consists of the Deed Fraud Unit, a unit that was established to curb the rising tide of deed fraud within the County.

SCREENING AND DISTRICT COURTS DIVISION: This division is responsible for the review of most criminal complaints presented by nearly 100 different law enforcement agencies in Wayne County. The attorneys in this division represent the People of the State of Michigan at felony preliminary examinations, misdemeanor proceedings and trials including state traffic violations in 25 different District and Municipal courts located in the City of Detroit and throughout Wayne County. The attorneys in the District Courts unit work with Wayne County District Courts' sobriety, mental health, veterans, homeless and community courts to encourage defendants to seek rehabilitation and treatment. Approximately 28,000 to 30,000 cases are submitted for review each year for possible felony and misdemeanor charges or for state traffic violations. The division is also responsible for a number of different programs that help reduce the Court's congested docket and save the county money by resolving cases at earlier stages in the criminal justice system. Programs such as the Pre-Exam Program at 36th District Court, Pre-Trial Diversion, Mental Health Diversion and Mental Health Court, and the Check Enforcement Program ensure early dispositions of criminal cases, by pleas with special sentencing programs or by supervision of offenders without actually filing criminal warrants.

The division has been severally impacted by lack of retention and vacant attorney positions. As a result, courtrooms have been lacking a sufficient number of prosecutors at 36th District Court in Detroit, the higher volume suburban District Courts cannot have their second state day restored, case preparation and victim interaction has been adversely effected, and backlogs in warrants have continued to occur with many involving allegations of dangerous felonies. To this day, the division is not properly staffed to perform its mandated functions.

TRIALS DIVISION: General Trials is responsible for Circuit Court adjudications in 23 courtrooms and 4 AOI courtrooms. Every felony trial that is not assigned to a special unit is handled by the General Trials Division. The General Trials Division handled every kind of felony from murder to insufficient checks. The daily dockets of these courtrooms consist of arraignments, calendar/final conferences, motions, trials (both jury and bench), pleas, sentences, appeals and other miscellaneous matters. The division plays a critical role in the development of new attorneys. It is an entry level division comprised largely of new lawyers who have little or no experience. As a result of the training received in General Trials many of the APAs in the office have become highly skilled trial lawyers and have been promoted or assigned to vertical prosecution units. The Division consists of a chief, a deputy chief, 5 docket attorneys, 5 teams' leaders and 23 assistant prosecuting attorneys, 1 clerical specialist, 1 paralegal and 1 administrative assistant.

RESEARCH, TRAINING AND APPEALS DIVISION: This division is responsible for the initiation of and, response to, all post-conviction matters. Included are evidentiary hearings in the Circuit Court on such matters as ineffective assistance of counsel, recanting witnesses, and newly-discovered evidence. Also heard in the Circuit Court are motions for relief from judgment, motions for new trial, motions for re-sentencing, motions to withdraw a plea, and motions for bond, among other motions. The Division is also responsible for all post-conviction litigation in the appellate courts, including the Michigan Court of Appeals, Michigan Supreme Court, and the United States Supreme Court. Often these take the form of interlocutory and emergency appeals by this office from trial court rulings, and also responses to such appeals by the defense. The Division also litigates direct appeals, that is, appeals by defendants from criminal convictions, and appeals by this Office from dismissals of cases by both the district court and circuit court. Briefs are filed in these matters, and oral arguments heard in the appellate courts. Appellate Assistant Prosecuting Attorneys appear primarily in the Court of Appeals and the Michigan Supreme Court, but also have appeared in Federal District Court and the Sixth Circuit Court of Appeals (responding to Federal Petitions for Habeas Corpus and conducting oral

PROSECUTING ATTORNEY

***MAJOR ACTIVITIES AND DESCRIPTIONS** continued*

argument on those matters). The Division has appeared 13 times in the United States Supreme Court. The Appeals Division also acts as a resource for the trial division, assisting with research, fielding questions, alerting attorneys of changes in the law, and providing training through noteworthy case memoranda and lunchtime lectures.

SPECIAL OPERATIONS DIVISION: This Division consists of six specialized units: 1.) the Asset Forfeiture Unit, which contains two sub-units, the Drug House Unit and the Vehicle Seizure Unit, 2.) the Deed & Mortgage Fraud Unit, 3.) the Prosecutor's Auto Theft Unit (PATU), 4.) the Wayne County Arson Reduction Unit (WAR), 5.) the Business Protection Unit and 6.) the Public Integrity Unit. The Asset Forfeiture Unit (AFU) is the only civil-law arm of the Wayne County Prosecutor's Office. The AFU, which includes the Drug House Unit and the Vehicle Seizure Unit, works to positively impact the quality of life within Wayne County. The AFU conducts civil litigation in several areas: drug asset forfeiture of real and personal property, which is engaged in containing, facilitating, or transporting of illegal drugs; nuisance abatement actions against real property used for prostitution activities, actions against after-hours clubs or bars engaged in illegal alcohol sales and narcotics use; actions against illegal fencing operations, identity theft operations; environmental enforcement; and actions against illegal gambling operations. It also uses vehicle seizure programs to seize vehicles that are used for the purpose of prostitution, drugs, or while operated by repeat drunk drivers. The Deed & Mortgage Fraud Unit (DFU) is a joint task force in which experienced prosecutors work with the Register of Deeds to investigate and prosecute highly-complex deed and mortgage fraud throughout Wayne County. The DFU is responsible for both warrant review and trial litigation. The unit provides legal guidance to local, state and federal law enforcement agencies, including HUD, USPS OIG, FHFA OIG, Secret Service, FBI, IRS and Homeland Security, reviewing and authorizing search warrants, issuing investigative subpoenas, making referrals to the Forfeiture, Nuisance Abatement and Drug House Units, issuing arrest warrants and vertically prosecuting cases though trial each year. These cases often are very complicated and time consuming, with boxes of evidence and multiple co-conspirators. The Prosecutor's Auto Theft Unit, (PATU), prosecutes the epidemic of crimes related to motor vehicle theft, identity theft, chop shops, carjacking, insurance fraud and fleeing and eluding cases. The scope of the Auto Theft Unit has been expanded by the addition of a small grant from DTE to fund a prosecutor to assist with utility fraud prosecutions. The Wayne County Arson Reduction Unit (WAR) investigates and prosecutes arson-related offenses involving residential and commercial real estate which is insured against fire loss, where it appears that profit is the motive for the crime and/or where someone is injured or killed, including first responders. The crime of arson presents a critical threat to the citizens of Wayne County and those dedicated firefighters who put their lives at risk on a daily basis to battle this growing problem. The goal of the WAR unit is to lead a united effort with police and fire officials, arson investigators, insurance companies, citizens, and other interested individuals to effectively investigate and prosecute arson -related offenses for the protection of Wayne County citizens and their property. With the help of the Wayne County Commission, the Business Protection Unit (BPU) is one of the newest units in the prosecutor's office. Recognizing the far-reaching and devastating effects that Organized Retail Crime can have on the community at large, the BPU was established to ensure that businesses who are victims of large-scale thefts and Organized Retail Crime are adequately served and represented in the criminal justice system. The unit is dedicated to the task of prosecuting criminal enterprises and corrupt businesses that create a demand and fuel criminal activity related to Organized Retail Crime. The BPU primarily focuses on the prosecution of crimes committed against business entities with an emphasis on criminal activity that encompasses violations of Organized Retail Crime, Racketeering and Criminal Enterprises statues, large-scale Retail Fraud activity and Embezzlement. These categories of crime are complex and diversified and frequently involve the use of identity theft and fraudulent financial transaction devices for the offenders to carry out their criminal endeavors. The Public Integrity Unit thoroughly reviews all allegations of public official corruption or police misconduct and prosecutes police or public officials if evidence of criminality exists. The unit assists in the investigation, charging and vertical prosecution, when appropriate of all allegations of misconduct by public officials and police officers, in-custody deaths, police shootings involving injury or death, allegations of misconduct by employees of Wayne County, as well as other types of cases including complex financial investigations and/or "white-collar crime." In addition to these units, Special Operations Division has a number of important miscellaneous responsibilities. Division APAs often represent the Prosecutor's Office at numerous civil proceedings involving staff members that have been subpoenaed as a result of their work in the prosecutor's office. Division APAs attend depositions, hearings, trials or other civil proceedings with subpoenaed staff members as a supervisory representative of the Wayne County Prosecutors Office. Division APAs also coordinate with Wayne County Corporation Counsel, if necessary, in civil actions resulting from the work of the Prosecutor's office. Special Operations Division also has responsibility for implementation of the disqualification of the Wayne County Prosecutor's Office due to a conflict of interest and in the best interest of justice and with the approval of the Prosecutor. The Division coordinates office disqualification proceedings with the

PROSECUTING ATTORNEY

***MAJOR ACTIVITIES AND DESCRIPTIONS** continued*

state Attorney General's Office and the Prosecuting Attorneys Association of Michigan (PAAM) to obtain a Special Prosecutor. Finally, Division members also maintain responsibility for all federal liaison activities, including Federal Law Enforcement Committee (FLEC) meetings with the U.S. Attorney, Eastern District of Michigan, FBI, ATF, DEA, and other federal, state and local law enforcement officials. Division APAs meet regularly with staff members of U.S. Attorney's Office, Eastern District of Michigan, to synchronize any joint initiatives or prosecutions and coordinate in the best interest of justice any prosecutions which may have both federal and state jurisdictional aspects. Division members also assist with any federal law enforcement witnesses, federal witness protection requests, and compliance with federal court subpoenas.

SPECIAL PROSECUTIONS DIVISION (formerly SPECIAL INVESTIGATION DIVISION): The Special Prosecutions Division includes the Homicide Unit, the Community Prosecutions Unit (CPU), the Violent Crime Unit (VCU) and the Major Drugs Unit (MDU). The goal of the Special Prosecutions Division is to combat gun violence within Wayne County and in particular in the City of Detroit in an effective and coordinated manner to protect the community from some of the most violent offenders. This includes participation in many programs such as the Crime Gun Intelligence Center, Gunstat, Project Safe Neighborhoods, and Ceasefire. The mission of the Homicide Unit is to ensure that we achieve justice for victims of homicides within Wayne County and protect the community from the most violent offenders. This is accomplished through a coordinated effort between the Homicide Unit and the investigating agency from the pre-warrant stage and in many cases, all the way through trial. The Unit evaluates all homicide warrant requests presented by the various police agencies that serve Wayne County. All homicide warrant requests are initially reviewed by one of the prosecutors in the Homicide Unit. Where appropriate, based on protocol, the request may then be forwarded to another unit, such as Special Victims Unit, if it involves the death of a child for example, for evaluation and decision. The cases handled in the Homicide Unit range from vehicular homicides of all types (hit-and-run, alcohol-related, road rage, etc.) through multi-victim, multi-defendant, gangland or drug-related executions. Prosecutors in the Homicide Unit are available 24 hours a day, 7 days a week to assist police with criminal investigations. They are regularly called upon throughout the workday, as well as after hours, to provide legal advice and direction, to review search warrants and other documents, and to conduct Investigative Subpoenas where necessary to preserve critical testimony that might otherwise be lost. A significant number of homicide cases involve complex legal and evidentiary issues and require testimony from experts in many scientific fields. Whenever possible, cases within this Unit are prosecuted vertically, that is, the same prosecutor handles the case, from the charging decision through preliminary examination, motions, and trial. Since homicide is a violent crime and is generally regarded as the most serious crime in the law, these cases require more time, effort and expertise to investigate and evaluate than many others. Vertical prosecution of these cases produces better results than frequently reassigning the cases to different attorneys at different stages. The purpose of the Homicide Unit is to effectively prosecute these cases to deter further violent crime and thereby increase public safety within Wayne County. The amount of work performed by the homicide unit has increased exponentially as a result of additional investigative evidence available to law enforcement. On a daily basis, our prosecutors are presented with voluminous evidence to review such as call detail records and cell phone extractions, social media extractions, body worn camera videos, and video recorded interviews. More personnel is necessary to be able to review this evidence in a timely way and to prevent violent offenders from being released into the community. The Homicide Unit reviews all homicide warrant requests presented from every community within Wayne County. The Unit also assists local police agencies with very complex and lengthy investigations, prior to a proper warrant presentation. The more complex cases and those involving multiple defendants are retained for vertical prosecution by the assistant prosecutors in the unit. In the last few years, as a result of the loss of experienced APAs to other jurisdictions, the Homicide Unit has handled about 80% of Homicides charged by the unit. Some homicide cases, such as single defendant cases, may be transferred to the General Trial Division but the overwhelming majority of the cases stay within the Homicide unit because of the lack of experienced personnel within the Office. The Homicide Unit has seen an increase in fatal traffic fatalities, in part, due to distracted driving and driving under the influence cases. Consistent with what happened in other jurisdictions, we also anticipate car crash fatalities will increase further based on the legalization of marijuana in Michigan. The Community Prosecution Unit (CPU) consists of experienced trial prosecutors who are each assigned to Detroit Police Precincts to assist in the vertical prosecution of non-fatal shootings and other violent crime in the community, as well as meeting directly with local citizens to address their concerns. Community prosecutors act as liaisons between the Prosecutor's Office, community groups, and law enforcement agencies and participate in multi-jurisdictional task

PROSECUTING ATTORNEY

***MAJOR ACTIVITIES AND DESCRIPTIONS** continued*

force efforts such as Project Safe Neighborhoods and Ceasefire, to address and prosecute gun violence and gang-related crime in the city of Detroit. Community prosecutors provide legal guidance, review and authorize search warrants, issue investigative subpoenas. The Violent Crime/Grand Jury Unit (VCU) handles the vertical prosecution of complex, and often gang-related, non-fatal shootings in Detroit's 9th Precinct. This precinct had over 140 non-fatal shootings in 2018. The VCU is funded by a federal grant (Police/Prosecutor Initiative) and by personnel provided by the Governor's Office (although some of that personnel have been temporarily reassigned to other units because of staffing issues in office). The Major Drug Unit, as a result of prior funding issues, went from being a unit of four APAs to just one APA. The Major Drug Unit is responsible for the prosecution of major drug cases. In addition, the Unit handles all cases of Delivery of Narcotics where death results. The one APA currently assigned to the Unit cannot handle the number of cases that could be related to opioid deaths. In order to effectively combat this national issue we have sought and received funding from the federal government and from Michigan HIDTA for additional staffing. Once these new assistant prosecutors (some are PC positions) are in place we can increase our review of Delivery Causing Death cases. All major drug cases are handled vertically, from the preliminary search warrant stages to motions, trials and through to sentencing. Also, the Major Drug Unit is solely responsible for reviewing all major narcotics-related search warrants before the warrants are presented to the Magistrate for signing. It is not uncommon to have a line of officers waiting in the MDU office for their search warrants to be reviewed by the one remaining APA. The Special Prosecutions Division bears the responsibility of coordinating all WCPO requests for lab analysis to the Michigan State Police Forensic lab (Detroit Police Department cases) as well as facilitating the resolution of lab-related issues countywide.

SPECIAL VICTIMS DIVISION: The Special Victims Division handles the vertical prosecution of cases involving society's most vulnerable victims. The Division includes Child Abuse (CA), Domestic Violence (DV), Elder Abuse (EA), Sexual Assault Team (SAT), Wayne County Sexual Assault Kit Initiative (SAKI), Lesbian, Gay, Bisexual, Transgender (Fair Michigan Justice Project) and Animal Protection (APU). The Child Abuse Unit (CA) prosecutes sexual and/or physical assaults involving children under 15 years old and Internet Crimes involving sexual exploitation of children. The Child Abuse Unit also prosecutes homicides of babies/young children as well as cases where children under the age 13 are necessary witnesses to all sorts of crimes. The Domestic Violence Unit (DV) handles assault crimes involving an intimate partner domestic relationship. The Elder Abuse Unit (EA) vertically prosecutes all assaultive and financial exploitation crimes involving adults 65 years old or older. Additionally, the Unit vertically prosecutes crimes under the Vulnerable Adult Act, regardless of the age of the vulnerable adult and all cases that arise out of incidents that occur in long term care facilities, nursing homes, and licensed or unlicensed adult foster care facilities. The Sexual Assault Team (SAT) handles cases in which the victim is 16 years of age or older. The SAT was formed to meet the needs of sexual assault complainants and public safety issues in a prompt, experienced and efficient manner. The goal of the Wayne County Sexual Assault Kit Initiative (SAKI) is to investigate and prosecute sexual assault cases arising from previously untested sexual assault kits in Detroit. We utilize a victim centered, offender focused and trauma informed approach using an evidenced based investigative protocol developed by the Wayne County Sexual Assault Kit Task Force and its partners. This includes the vertical prosecution of cases with support for survivors from court and community based advocacy as the survivor's case moves through the criminal justice system. The LGBT Unit prosecutes crimes that include, but not limited to, Homicide, Criminal Sexual Conduct – 1st Degree, Carjacking, Armed Robbery, Assault with Intent to Murder, Assault with Intent to do Great Bodily Harm and Felonious Assault. Qualifying cases involve LGBT victims who have been targeted based on their sexual orientation and/ or gender identify. The Animal Protection Unit (APU) is responsible for the prosecution of all cases involving animal abuse. The APU is a volunteer unit, dedicated to the vertical prosecution of all animal cruelty, fighting and killing cases. Cases within the APU are vertically prosecuted from warrant through sentencing. This Unit is designed to combat the underground criminal community that breeds, trains, houses and sells fighting animals.

INFORMATION TECHNOLOGY DIVISION: The Information Technology Division of the Wayne County Prosecutor's Office is responsible for managing the office's information systems and internal IT needs. These responsibilities include supporting Adult Case Tracking, the PACC/PAAM designed case management system that maintains records of all warrant requests that police agencies bring to the office, creates all documents required to initiate a case in District Court, and shares data with 36th District and 3rd Circuit courts. The Division supports the imaging system which contains digital copies of transcripts, pleadings and closed case files. Users can access the files from their desktop computers through the web interface. The Division provides desktop support services to staff including helping APAs open media files, helping APAs with presenting media evidence in court, and training

PROSECUTING ATTORNEY

***MAJOR ACTIVITIES AND DESCRIPTIONS** continued*

staff on the use of the various databases and software programs used by the office. The Division administers ACT and other office databases to respond to statistical and reporting requests from office administrators. The Division provides for the IT needs for the office's satellite locations - Out County Office, Deed Fraud Office, SAKI Unit and Lincoln Hall of Justice. The Division develops, deploys, and maintains databases for tracking unit statistics, case management, and document creation. The Division coordinates the purchase of networked equipment using budget and grant money sources. This includes prioritizing office needs, insuring grant compliance, and supervising installation. The Division conducts internal investigations involving computer use and consults on effective investigative techniques. The Division services as the Local Agency Security Officer for state and federal compliance. The Division acts as office liaison for IT issues with PACC/ PAAM, 3rd Circuit Court, District Courts, Wayne County IT, Police IT departments, and other agencies. The Information Technology Division is also home to the Litigation Technology Unit which specializes in the support the Assistant Prosecuting Attorneys of the Wayne County Prosecutor's Office with the preparation and presentation of digital evidence. With the influx of Body Worn Camera usage within law enforcement agencies and the ever evolving use of cellphone recordings, social media, and outside surveillance cameras, it was vital that a unit be created to assist with digital evidence effectively and efficiently. The vast majority of cases handled by the Office now have some element of digital evidence. Each Litigation Technology Specialist is trained in a variety of software and trial strategy to assist the APA, under whose direction they work, in ethically presenting the most effective case possible in pursuit of justice. The Litigation Technology Unit also provides technology training to the Office to increase the self-efficacy of all staff members.

CONVICTION INTEGRITY DIVISION: The Conviction Integrity Unit (the "CIU") ensures that justice is served by investigating claims of innocence, to determine whether there is clear and convincing new evidence that the convicted defendant was not the person who committed the conviction offense. CIU also ensures justice is served by identifying cases where the new evidence would raise serious doubts about the integrity of the conviction. The CIU will accept for consideration any request by a convicted person or someone on a convicted person's behalf for review of their Wayne County conviction, where the defendant can identify new evidence which was not introduced at trial (and which is not cumulative of evidence introduced at trial) which if true gives rise to a reasonable likelihood that a new jury would find the defendant not guilty. The CIU will also accept for consideration requests for retesting of forensic evidence, where the evidence in question was a substantial factor in the defendant's conviction, and where there is a reasonable likelihood that retesting would return a different result. As stated in the American Bar Association standards, Rule 3.8(h), "When a prosecutor knows of clear and convincing evidence establishing that a defendant in the prosecutor's jurisdiction was convicted of an offense that the defendant did not commit, the prosecutor shall seek to remedy the conviction." CIU makes recommendations to the Wayne County Prosecutor about the appropriate remedy (if any) that should result from its findings. The Wayne County Prosecutor makes all final decisions about whether a remedy should be provided to a person seeking review by the CIU. The CIU is not a court and its work is not governed by court rules of procedure. CIU investigates claims of actual innocence based on new evidence; it does not function as a "13th juror" to review factual questions that already have been decided by a jury. Its mission is to determine whether new evidence shows that an innocent person has been wrongfully convicted of a crime and/or whether new evidence raises serious doubts about the integrity of the conviction and to recommend steps to rectify such situations. Only a court can actually set aside a conviction.

FISCAL YEAR 2019-2020 ACCOMPLISHMENTS AND HIGHLIGHTS

The Community Prosecution Unit has seen a significant increase in the number of warrants presented for review in 2016, having reviewed 212 this year compared to 166 in 2015. Whether it's signed, denied or returned, each warrant requires a thorough analysis that often requires interviewing witnesses, reviewing the evidence and talking to the officer in charge. The CPU has also seen an increase in the number of preliminary examinations, participating in 95 last year as compared to 174 in 2016.

The Wayne County Prosecutor's Office continued to monitor and evaluate the performance of the Detroit Police Department, as directed by the U.S. District Court for the Eastern District of Michigan, at quarterly meetings. These meetings continue to be mandated since 2013 by the Federal Consent Decree Order of 2003.

In 2019, The Felony Non-Support Unit issued 463 warrants and collected approximately $12 million dollars in past due child support ordered by the Friend of the Court.

In late 2019, Prosecutor Worthy launched a new Juvenile Division diversion program called Talk It Out. In partnership with the Wayne County Dispute Resolution Center, Talk It Out focuses on bringing first-time offenders and their victims together in a mediation setting with a trained facilitator to address the harm caused by the juvenile's delinquent conduct.

PROSECUTING ATTORNEY

Did you know:

In the year 2011, the Prosecutor's Office established the Forensic Computer Unit, which has the capabilities to forensically analyze computers that are used in the commission of a crime, or to obtain intelligence regarding a crime. With the advancement in technology and its potential use by the criminal element, it was imperative that we keep abreast of this advancing method to subvert the law.

The Appellate Division of the Wayne County Prosecutors Office argued several highly publicized cases before the Michigan Court of Appeals and the Michigan Supreme Court.

Did you know that a compliant medical marijuana patient cannot be charged with violating the statute that dictates the manner in which marijuana may be transported?

Did you know that the sentencing guidelines are advisory and judges need not provide special reasons when departing from them?

Did you know that the Criminal Investigations Division and the Mortgage and Deed Fraud Unit of the Wayne County Prosecutor's Office is a leader in the area in the U.S.? Law enforcement agencies in other cities, such as Chicago, have come to our office to learn about our unit and establish their own using us as an example. Two cases in particular are worth mentioning here. One case involved several entities with international implications, involving businesses as far away as England. The other involved money possible being shipped abroad to persons or entities within a restricted area. However, both of these complex criminal enterprise cases had to be reassigned and have been delayed due to the layoff of the Detectives assigned to them.

Did you know that in 2013, the Wayne County Prosecutor's Office and the Community Prosecution Unit continued it's long-standing partnership with the U.S. Attorney's Office under the Federal Gun Program. Under this program, certain defendants charged by the Wayne County Prosecutor's Office with state felony charges are referred for federal prosecution if they are also subject to federal criminal jurisdiction. Typically, these dangerous defendants are subject to significantly enhanced federal sentances and have only been charged primarily with weapons offences in state court.

Did you know that in October 2010, the Wayne County Prosecutor's Office requested support from the Prosecuting Attorney's Association of Michigan (PAAM) to initiate new legislation creating an offense for lying to an investigating law enforcement officer. Following support given by PAAM, and legislative hearings conducted in 2011, legislation creating MCL 750.479c was enacted in 2012. This important new tool will assist police officers throughout Michigan in their pursuit of justice.

2020 Active Projects funded by Federal Grants

- Police-Prosecutor Partnership
- Sexual Assault Kit Initiative
- Project Safe Neighborhoods
- STAND

2020 Active Projects Funded by State Grants

- Victims of Crime Act
- CVSC SAK
- Prosecutor's Auto Theft Unit
- 36th District Court DV Docket
- Crime Victim's Rights
- Felony Non-Support Unit

2020 Active Projects Funded by Local Grants

- CEO WCSAKTF
- DPS Teen Court
- Right TRAC

.

PROSECUTING ATTORNEY

NEW INITIATIVES FOR FISCAL YEAR 2020-2021

New Initiatives for 2020:

- To be able to carry out all mandated functions.
- To be able to prepare for our trials.
- To have staff to try our cases.

Short-Term Strategic Priorities:
Short term priority is to obtain all funding necessary to maintain a serviceable level and to perform all mandated functions.

Long-Term Strategic Priorities:

To assign two Assistant Prosecuting Attorneys per court room. We will continue to partner with community stakeholders in a continuing effort to increase the multi-disciplinary approach to prosecuting cases.

Establish a Wayne County Elder Abuse Fatality Review Team. The Team's goal is to raise awareness about the seriousness and prevalence of elder abuse in Wayne County by examining the deaths of elderly and vulnerable citizens that occur in long term care facilities, short term care facilities, hospitals and/or private residences to determine if their deaths were caused by or related to elder or vulnerable adult abuse and, if so, encourage the development of policies, protections and reforms to improve community response and prevent similar deaths in the future

Long-Term Departmental Goals:

The WCPO endeavors to continue to go green and pursue a paperless environment the following plans are being sought:

The WCPO plans to implement an on-line file sharing system. This system will allow all discoveries to be accessible on-line by both appointed and retained counsel, if funded.

The WCPO plans to be paperless by end of FY 2021, if funded.

Performance Goals and Objectives:

Objectives	Performance Measures	2015-2016 Actual	2016-2017 Actual	2017-2018 Actual	2018-2019 Actual	2019-2020 Projected
Appeals: Attempt to stay reasonably current with caseload while training new attorneys	Case/issues processed	691 Briefs 1752 Issues 301 appear 248 misc	612 Briefs 1327 Issues 386 appear 337 misc	602 Briefs 1358 Issues 415 appear 359 misc	687 Briefs 1615 Issues 348 appear 289 misc	700 Briefs 1650 Issues 400 appear 340 misc

IMPACT ON OPERATIONS

The Budget for the County Prosecutor includes an increase of 16 additional positions and continues the additional $1.5 million in funding provided FY 2019-20 to invest in and retain talent in the Office. The budget funds 270 full-time and part-time attorneys and 132 support staff in the Prosecutor's Office.

OFFICE OF THE COUNTY PROSECUTING ATTORNEY

Financial Report

		FY 2018-2019 Budget	FY 2019-2020 Budget	FY 2020-2021 Budget	FY 2021-2022 Projected Budget
00101	**General Fund**				
229	**Prosecuting Attorney**				
	Revenues				
	Federal Grants and Contracts	3,500,181	3,275,478	3,629,139	3,694,374
	State Grants and Contracts	938,940	846,821	1,273,963	1,340,185
	Local Grants and Contracts	554,343	288,746	353,289	353,309
	Charges, Fees, and Fines	1,136,278	1,238,000	1,010,000	1,010,000
	Fines and Forfeitures	50,000	50,000	50,000	50,000
	Total Revenues	**$6,179,742**	**$5,699,045**	**$6,316,391**	**$6,447,868**
	Expenditures				
	Personnel	22,822,893	24,179,878	24,428,189	25,177,051
	Fringe Benefits	6,108,467	6,684,377	6,635,977	6,889,790
	Pension	5,818,194	6,030,604	5,360,080	5,730,954
	Materials and Supplies	440,347	434,434	522,926	508,563
	Services and Contractual Serv	5,980,358	7,058,016	6,736,887	6,712,269
	Travel	369,753	321,333	293,825	262,805
	Operating Expenses	251,601	235,053	224,993	368,995
	Rentals	64,830	76,748	103,720	103,720
	Other Charges	11,330	12,192	7,100	52,350
	Depreciation	0	0	1,191	2,972
	Non Capital Assets	491,902	225,726	191,274	131,765
	Operating Transfers Out	694,256	361,193	310,571	387,061
	Total Expenditures	**$43,053,931**	**$45,619,554**	**$44,816,733**	**$46,328,295**
00265	**Drug Enforcement Program Fund**				
229	**Prosecuting Attorney**				
	Revenues				
	Other Financing	352,908	156,144	0	0
	Total Revenues	**$352,908**	**$156,144**	**$0**	**$0**
	Expenditures				
	Personnel	288,162	143,000	0	0
	Fringe Benefits	35,018	10,940	0	0
	Pension	16,875	0	0	0
	Materials and Supplies	779	362	0	0
	Services and Contractual Serv	11,430	1,842	0	0
	Operating Expenses	644	0	0	0
	Total Expenditures	**$352,908**	**$156,144**	**$0**	**$0**
00282	**Victim Witness Program**				
229	**Prosecuting Attorney**				
	Revenues				
	Federal Grants and Contracts	912,300	1,054,821	799,177	799,177
	State Grants and Contracts	836,025	1,264,070	1,206,134	1,207,248
	Other Financing	0	656,826	0	0
	Operating Transfers In	694,256	361,193	310,571	387,061

OFFICE OF THE COUNTY PROSECUTING ATTORNEY

Financial Report

		FY 2018-2019 Budget	FY 2019-2020 Budget	FY 2020-2021 Budget	FY 2021-2022 Projected Budget
	Total Revenues	**$2,442,581**	**$3,336,910**	**$2,315,882**	**$2,393,486**
	Expenditures				
	Personnel	1,238,034	1,953,934	1,148,261	1,180,364
	Fringe Benefits	362,409	473,228	352,742	368,682
	Pension	360,016	381,244	297,368	311,492
	Materials and Supplies	11,691	40,186	25,230	25,230
	Services and Contractual Serv	421,020	405,315	452,675	460,447
	Travel	30,729	20,663	29,100	29,000
	Operating Expenses	11,682	12,610	10,506	18,271
	Non Capital Assets	7,000	49,730	0	0
	Total Expenditures	**$2,442,581**	**$3,336,910**	**$2,315,882**	**$2,393,486**
00292	**Juv. Justice and Abuse/Neglect**				
229	**Prosecuting Attorney**				
	Revenues				
	State Grants and Contracts	304,417	350,400	308,981	309,734
	Total Revenues	**$304,417**	**$350,400**	**$308,981**	**$309,734**
	Expenditures				
	Personnel	188,990	204,711	178,837	189,499
	Fringe Benefits	52,827	63,813	56,846	59,365
	Pension	55,977	61,342	43,531	50,429
	Materials and Supplies	1,603	3,500	13,081	2,445
	Services and Contractual Serv	2,578	12,000	3,000	1,815
	Travel	540	3,118	11,968	3,118
	Operating Expenses	1,902	1,916	1,718	3,063
	Total Expenditures	**$304,417**	**$350,400**	**$308,981**	**$309,734**
TOTAL DEPARTMENTAL REVENUES		**$9,279,648**	**$9,542,499**	**$8,941,254**	**$9,151,088**
TOTAL DEPARTMENTAL EXPENDITURES		**$46,153,837**	**$49,463,008**	**$47,441,596**	**$49,031,515**
GENERAL FUND SUBSIDY		**$36,874,189**	**$39,920,509**	**$38,500,342**	**$39,880,427**

Summary of Positions

		FY 2018-2019 Budget	FY 2019-2020 Budget	FY 2020-2021 Budget	FY 2021-2022 Projected Budget
101	**GENERAL FUND**				
229	**PROSECUTING ATTORNEY**				
	ELECTED AND EXECUTIVE	22	23	24	24
	SUPERVISORY AND PROFESSIONAL	173	179	207	207
	SUPPORT STAFF	76	74	65	65
	TOTAL POSITIONS	271	276	296	296

OFFICE OF THE COUNTY PROSECUTING ATTORNEY

Financial Report

		FY 2018-2019 Budget	FY 2019-2020 Budget	FY 2020-2021 Budget	FY 2021-2022 Projected Budget
282	**VICTIM WITNESS PROGRAM**				
229	**PROSECUTING ATTORNEY**				
	SUPERVISORY AND PROFESSIONAL	5	3	3	3
	SUPPORT STAFF	22	27	23	23
	TOTAL POSITIONS	27	30	26	26
	TOTAL DEPARTMENTAL POSITIONS	298	306	322	322

PROSECUTING ATTORNEY

BUDGET CHANGE AND HIGHLIGHTS FY2020-2021

	Increase / Decrease from 2019-20 Adopted Budget	*Description of Change*
REVENUES		
Federal Grants and Contracts	98,017	New grants for FY 2021
State Grants and Contracts	327,787	New grants for FY 2021
Local Grants and Contracts	64,543	New grants for FY 2021
Charges, Fees, and Fines	(228,000)	Decrease in Charges for services
Other Financing	(812,970)	One Time Use of Fund Balance in FY 2020
Operating Transfers In	(50,622)	Decrease in VOCA transfer
TOTAL REVENUES	$ (601,245)	
EXPENDITURES		
Personnel	(726,236)	Cares Act Reimbursements in FY 2021
Fringe Benefits	(186,793)	Cares Act Reimbursements in FY 2021
Pension	(772,211)	Cares Act Reimbursements in FY 2021
Materials and Supplies	82,755	Reallocation of fundis within Operatign Budget
Services and Contractual Services	(284,611)	Decrease in Internal Chargebacks
Travel	(10,221)	Decrease in Conferecne/Convention costs
Operating Expenses	(12,362)	Cares Act Reimbursements in FY 2021
Rentals	26,972	Increase in Building Rent
Other Charges	(5,092)	Decrease in Misc Operating
Depreciation	1,191	One Tiem Depreciation Expense in FY 2021
Non Capital Assets	(84,182)	Decrease in Computer Equipment
Operating Transfers Out	(50,622)	Decrease in VOCA Costs
TOTAL EXPENDITURES	$ (2,021,412)	
GENERAL FUND GENERAL PURPOSE	$ (1,420,167)	

Adopted Budget FY 2020-2021
and
Projected FY 2021-2022

WAYNE COUNTY
PUBLIC SERVICES

EXPENDITURE ANALYSIS
FISCAL YEAR 2020-2021
(In Millions)

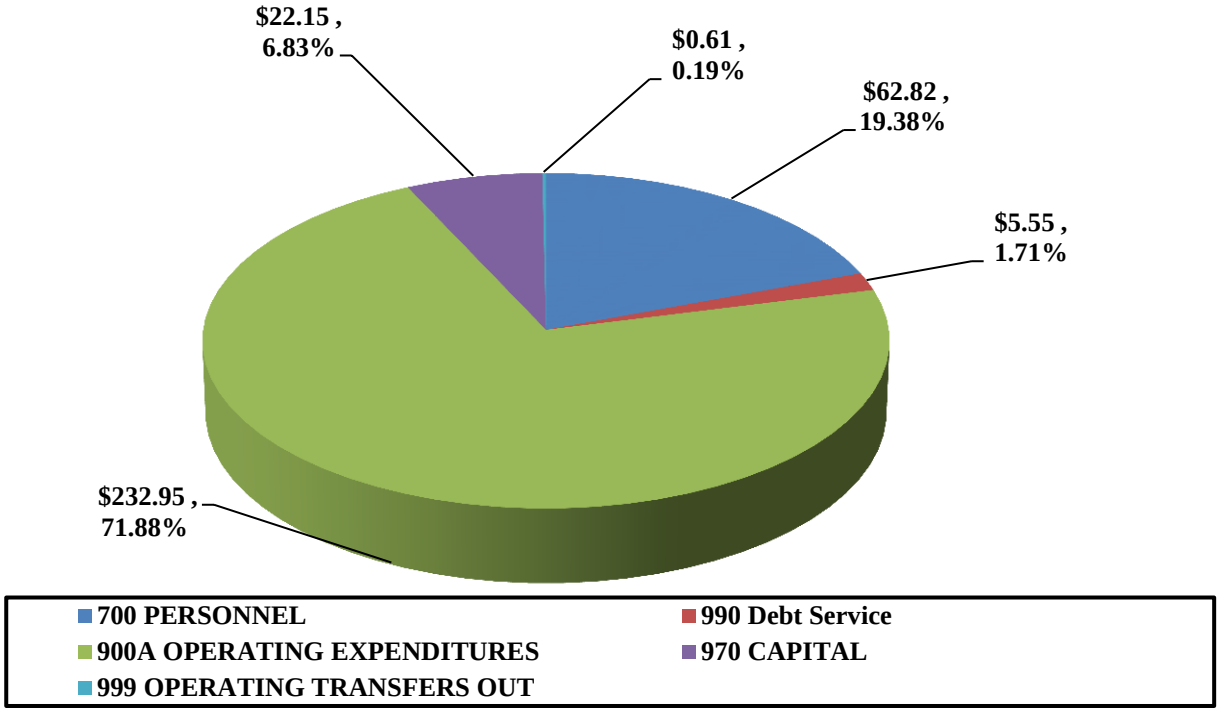

EXPENDITURE TREND ANALYSIS
FISCAL YEAR 2016-2017 THROUGH 2020-2021

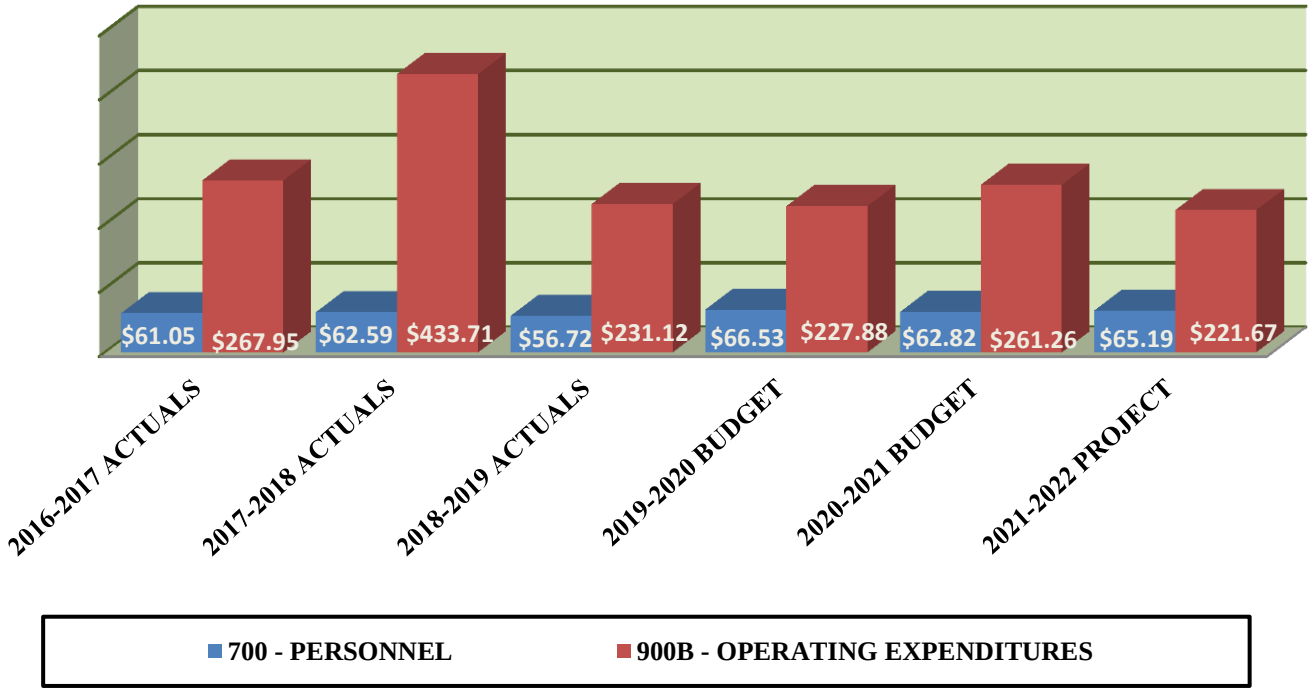

DEPARTMENT OF PUBLIC SERVICES

MISSION

The Mission of the Department of Public Services is to provide roads, and parks maintenance services, recreational opportunities as well as high-quality, cost-effective storm water, wastewater, and solid waste planning services to Wayne County residents, municipalities, businesses and visitors so they can experience safe, convenient and reliable travel, abundant recreational opportunities, proficient and well managed drains and environmentally sound solid waste disposal.

Budget Summary All Funds

	FY 2018-2019 Budget	FY 2019-2020 Budget	FY 2020-2021 Budget	FY 2021-2022 Projected Budget
Total Departmental Expenditures	$ 340,379,657	$ 280,692,209	$ 308,977,898	$ 272,973,108
Departmental Revenue				
Taxes	11,667,442	13,598,164	10,153,185	10,442,720
Licenses and Permits	100,000	110,000	101,500	105,000
Federal Grants and Contracts	23,237,982	23,570,543	22,367,000	15,300,000
State Grants and Contracts	127,813,022	121,703,723	142,081,137	126,253,175
Local Grants and Contracts	7,720,284	9,236,410	7,727,640	3,402,112
Gain or Loss on Sale of Securities	83,732	-	-	-
Charges, Fees, and Fines	130,111,404	76,877,799	77,550,387	77,563,037
Interest Income	548,498	1,586,216	1,666,000	1,666,000
Rents and Expense Recoveries	450,825	697,288	654,026	654,026
Other Revenue	1,670,000	8,901,302	1,591,000	1,672,000
Other Financing	33,448,191	21,621,991	42,307,534	33,144,049
Operating Transfers In	3,392,049	2,659,406	2,666,985	2,659,485
Total Revenue	$ 340,243,429	$ 280,562,842	$ 308,866,394	$ 272,861,604
General Fund General Purpose	$ 136,228	$ 129,367	$ 111,504	$ 111,504
Total Budgeted Positions	**691**	**636**	**633**	**633**

Contact: **Beverly Watts,** Director
400 Monroe - Detroit, MI. 48201 - Phone (313) 224-7600

Note: As a result of an amendment to the Executive Branch Reorganization Plan, in FY 18-19 the Facilities Management Division, Land Resources Management Division and Water Quality Management Division have been consolidated into one division titled Environmental Services Group Division.

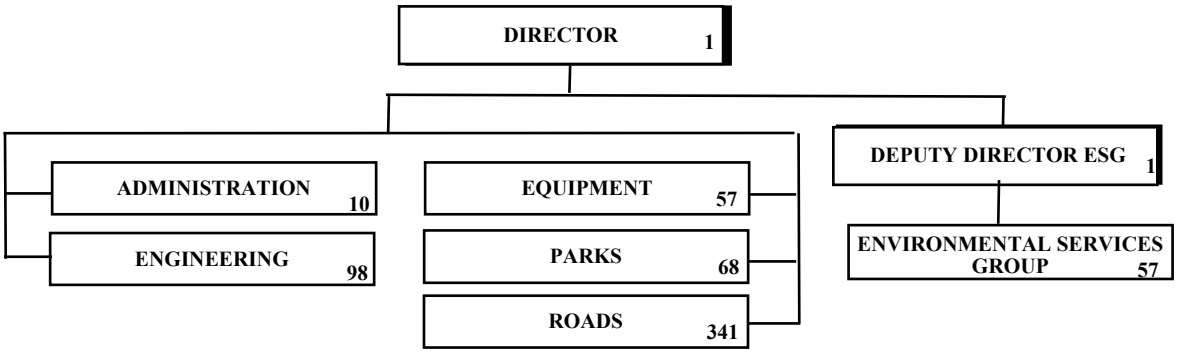

DEPARTMENT OF PUBLIC SERVICE

MAJOR ACTIVITIES AND DESCRIPTIONS

DIVISION OF ADMINISTRATION: The Division of Administration is responsible for providing central control and coordination of the operations of the other five divisions of the Public Services Group. The Administration Division provides follow-up to assure timely completion of internal processing of grants, contracts and personnel needs. The Administration Division is also responsible for personal computing support, department fiscal control, scheduled review of Department administrative and operating procedures and strategic operations.

DIVISION OF ENGINEERING: The Division of Engineering is responsible for providing engineering and technical services as necessary to support the programs and activities of the two operating divisions (Parks and Roads) and three support divisions (Administration, Buildings, and Equipment).

DIVISION OF EQUIPMENT: The Division of Equipment provides support services for the daily activities (mowing, asphalt paving, street sweeping, snow and ice control, etc.) of the various Department of Public Services divisions. This division also maintains safe and reliable automotive and heavy equipment inventory for the General Fund units as well as the Wayne County Sheriff Department fleet. A complete machine shop is also maintained and operated for the benefit of all County Departments and divisions as requested. The Inventory/ Personal Property Management (IPPM) Unit orders and stocks approximately 4,500 items such as vehicle repair parts, aggregate, paint, general hardware and fuel for all County departments.

DIVISION OF ROADS MAINTENANCE:
The Division of Roads Maintenance is responsible for maintenance of the road system of approximately 1,440 County primary and local roadways and 462 miles of State trunk lines and freeways. The Roads/Structure Maintenance Section is responsible for maintaining 310 Bridges, 162 pump stations and 207 impact attenuators. Additionally, this section also maintains 7 bridges, 4 tunnels and 12 pump houses for the Airport Authority. It is the mission of the Division of Roads Maintenance to protect and extend the useful life of all of the roads and bridges under the Division's jurisdiction and to keep those roads reasonably safe for public travel.

DIVISION OF ENVIRONMENTAL SERVICES GROUP:
DEPARTMENT OF FACILITIES MANAGEMENT:
Facilities Management is responsible for the maintenance and operation of over 500 established drainage districts extending over 1,500 miles, and all ancillary facilities to the drains. Service request maintenance work is performed, as needed, in response to service requests from citizens, and other municipalities.

WASTEWATER TREATMENT FACILITIES:
Facilities Management operates the Downriver Sewage Disposal System, which includes operations of the Downriver Wastewater Treatment Facility (DWTF). The DWTF is capable of treating 225 million gallons per day (MGD) of raw sewage, and currently serves municipalities in Wayne County with a combined population of approximately 270,000+ residents. Located on a 34-acre site in the City of Wyandotte, recent expansion and upgrades at the DWTF make it and the Downriver Sewage Disposal System a state of the art and world-class operation. The mission of the DWTF is to provide its customers with efficient, cost effective wastewater transport, treatment and disposal services.

WASTEWATER CONVEYANCE SYSTEMS, PUMP STATIONS, AND CSO BASINS: Facilities Management maintains and operates wastewater conveyance systems which serve customers in Wayne, Macomb, and Oakland Counties. Rouge Valley Sewage Disposal System transports wastewater to the city of Detroit Water and Sewerage Department (DWSD) facilities, now managed by the Great Lakes Water Authority (GLWA). Additionally, this unit maintains and operates a number of combined sewer overflow (CSO) basins. As such, the Division is responsible for maintaining the interceptors, all associated pump and lift stations and an extensive flow monitoring system.

DEPARTMENT OF LAND RESOURCE MANAGEMENT:
The Land Resource Management Division is responsible for protecting Wayne County's land and water resources through its solid waste management and soil erosion control programs. The Division provides regulatory oversight to solid waste facilities and issues soil erosion permits for new construction projects. The Division is also responsible for implementing the Wayne County Solid Waste Management Plan which provides residents with recycling and blight control services through the Household Hazardous Waste (HHW) and County Lending Environmental Assistance to Neighborhoods (CLEAN) programs.

INDUSTRIAL PRETREATMENT PROGRAM: The Industrial Pretreatment Program (IPP) performs a vital environmental function by monitoring the processes and discharge of sanitary wastes from industries in the Downriver Sewage Disposal System. The duties of the IPP unit include, but are not limited to, issuing permits, performing inspections, sampling and lab work, and enforcement. The Michigan Department of Environmental Quality (MDEQ) has recognized Wayne County's IPP as one of the most comprehensive programs in the State of Michigan.

WATER QUALITY MANAGEMENT**:** Water Quality Management works to protect and restore Wayne County's rivers, lakes and streams through the advancement of a holistic watershed management approach. The Division partners with communities, businesses, residents and others to reduce discharges of storm water, combined sewer overflows, and sanitary sewer overflows to the County's waterways.

DEPARTMENT OF PUBLIC SERVICES

***MAJOR ACTIVITIES AND DESCRIPTIONS** continued*

The Division spends significant effort to facilitate and coordinate Wayne County's compliance with the federally required Storm Water Permit issued by the Michigan Department of Environmental Quality (MDEQ). Compliance activities include illicit discharge complaint response, source identification and elimination; system mapping; water quality monitoring; public education and involvement; and pollution prevention and good housekeeping including water pollution management projects, green infrastructure retrofit planning, streambank stabilization and habitat protection/ restoration efforts. In addition, the Water Quality Management Division aggressively pursues grants and other funding sources with internal and external partners, to achieve storm water permit compliance and Wayne County water resource protection/restoration goals as cost efficiently as possible. The Division provides specialized engineering services for capital improvements, regulatory compliance, and other requirements of the County's wastewater and storm water systems operated by the Facilities Management Division.

DIVISION OF PARKS: The Wayne County Parks Division is responsible for protecting, maintaining and programming park areas, open spaces, and recreation and leisure facilities for the purpose of enhancing the quality of life for families and citizens served by Wayne County. Wayne.

FISCAL YEAR 2019-2020 ACCOMPLISHMENTS AND HIGHLIGHTS

The APWA Accreditation: The Wayne County Department of Public Services has been awarded the prestigious American Public Works Association (APWA) Accreditation designation. The APWA Accreditation program recognizes public works agencies that go beyond the requirements of the management practices established nationally in the public works industry, as contained in the APWA *Public Works Management Practices Manual*. Wayne County initially applied for Accreditation in October 2017. The Wayne County Department of Public Services is the first Michigan County to receive the honor.

Wayne County Connects app (launch in May): The Wayne County Connects app allows residents and visitors to report non-emergency issues to Wayne County. Whether it is street repair, potholes or tree damage, use Wayne County Connects to notify the County and monitor the progress of the work! Residents can take photos of the issue and send them in with their report. They can also send in the exact location of the issue by using GPS capabilities of their device.

10-Year Infrastructure RFP: The County issued an RFP for a contractor (HNTB Michigan Inc.) to perform a comprehensive asset management analysis on the condition of Wayne County roads and bridges that will provide an overall strategy on how to implement a cost effective 10 year strategic plan that would result in good road and bridge conditions in Wayne County. We expect to have a preliminary analysis early 2019.

The Wayne County Roads Division through its heavy maintenance department repaved 33 lane miles of Roadway in 2018 and expects to pave another 40 lane miles during the 2019 construction season. The Roads Maintenance Division also responded to approximately 26,889 City Works, service request. Bridge team successfully applied and received funding from MDOT's Local Bridge Program; $5.6 million.

The Equipment Division remains dedicated to improving operational efficiency and safety. The Equipment review Committee gives a voice to the operators who use the equipment and experienced equipment repair technicians who maintain the equipment. The committee influences purchasing decisions that increase equipment utilization while eliminating unnecessary features. The division continues to replace critical heavy equipment that is beyond its useful life cycle. A total of sixteen dump trucks, one forklift, two street sweepers, one road grader, six passenger vehicles, five pickup trucks, one asphalt paver, four mowers and six solar arrow boards have been added to the fleet. The division will also hold two public auctions to sell equipment and vehicles it no longer needs and provide the proceeds to the department listing the item for auction.

The Engineering Division will perform or oversee the construction administration and testing on 35 road and bridge projects totaling approximately $35 million. The Department of Public Services was recognized by the American Public Works Association (APWA) as one of two in the State of Michigan to receive accreditation by the APWA.

In December 2018, the American Public Works Association (APWA) – Downriver Branch awarded its 2018 Project of the Year Award in the category "Environment" to Wayne County for the Belden Tile Drain project. Established in the 1870's, the Belden Tile Drain services a 66-acre watershed of rural lands and residential neighborhoods in Huron Twp. This drain project, managed by **DPS-Facilities Management Division** staff, alleviated flooding conditions by installing a new concrete storm sewer. Thanks to innovative thinking on the part of Wayne County staff, impacted property owners were able to afford and receive much needed drainage improvements to their area without sacrificing the quality of the design.

DEPARTMENT OF PUBLIC SERVICES

***FISCAL YEAR 2019-2020 ACCOMPLISHMENTS AND HIGHLIGHTS** continued*

Water Quality Management completed the *Rouge River Insecticide Monitoring* project. Through this grant ($35,830) from the Michigan Department of Environmental Quality (MDEQ) WQMD collected 40 dry weather, 8 wet weather, and 8 sediments samples during 9 separate sampling events over a two year period. The 56 samples collected from 11 sites throughout the Rouge River watershed were analyzed for 17 different degradants of insecticides commonly used to control ants, fleas and ticks. Eleven of the 17 compounds were found in at least one sample and all sites had at least one sample exceeding detection limits for one of the 17 compounds. Two of the 17 compounds were found at concentrations exceeding EPA Aquatic Toxicity levels at least once at 6 of the 11 sites.

Water Quality Management completed the *Restoring Tree Canopy in the Rouge River Area of Concern (AOC)* project was completed. Through this sub-grant ($4,250) from the Alliance of Rouge Communities 34 trees were purchased by WQMD and planted at 5 sites within Hines Park by the Wayne County Parks Division.

Water Quality Management completed implementation of the *Collaborative Invasive Species Control in Rouge & Detroit River AOCs* project. Through this three year EPA GLRI grant project ($634,756) over 344 control events have been held involving over 2,950 volunteers resulting in the removal of nearly 12,300 cubic yards of invasive species and the treatment of invasive species on over 285 acres of property owned by Wayne County and other project partners. Project partners include the Friends of the Rouge, Friends of the Detroit River, Student Conservation Association, Alliance of Rouge Communities, Alliance of Downriver Watersheds, Marathon Petroleum, SEMCOG and the City of Southfield. The project was awarded the APWA Michigan Chapter's 2018 Project of the Year Award for Governmental Cooperation.

Water Quality Management continued implementation of the *Rouge River AOC Wayne County Habitat Restoration* project. Through this $7.9 million EPA GLRI grant project, fish and wildlife habitat is being created and restored in multiple locations including adjacent to the Henry Ford Estate Dam, at The Henry Ford's Rouge River Oxbow and within Nankin Lake along Wayne County's Hines Drive Parkway. Combined, the three projects will reconnect 50 miles of the Rouge River and 108 additional miles of its tributaries to the Great Lakes system, remove over 40,000 cubic yards of fill and sediment, restore 4 acres of upland habitat, and control 3 acres of invasive species. Completion of these projects will contribute to the removal of three Beneficial Use Impairments in the Rouge River Area of Concern (AOC): Loss of Fish and Wildlife Habitat, Degradation of Fish and Wildlife Populations, and Degradation of Benthos.

Water Quality Management initiated the *Rouge River AOC Wayne County Parks Habitat Restoration Design* project. Through this EPA GLRI grant project ($390,000) field investigation and studies will be performed and project designs drawings, specifications and permits obtained to provide for fish and wildlife habitat improvements at Bell Creek Park, Lola Valley Park, the Sherwood Park Area in Hines Park as well as within the Lower Rouge River Wayne County Parks system.

Water Quality Management continued coordination of the County's Municipal Separate Storm Sewer System (MS4) permit compliance. Highlights included dry weather screening over 150 outfalls or other points of discharge for signs of illicit discharges. Twenty-two events, involving 17 different schools and more than 500 students, were held at 60 sites to assess instream water quality by sampling and identifying the macro-invertebrates (bugs) living within streams throughout the County. One hundred one schools were recognized as a Wayne County Michigan Green School. One thousand, one hundred sixty-nine (1,169) students from 9 Wayne County Green Schools participated in River Residency Stream Table Simulation Workshops conducted by the University of Michigan's Museum of Natural History. Funding for these workshops was provided by the Alliance of Downriver Watersheds through coordination and fiduciary services provide through WQMD and DPS Finance.

Land Resource Management successfully completed its 14th year of the Household Hazardous Waste (HHW) collection program in 2018. The Division held four events in FY17-18 which were hosted by Dearborn, Detroit, Taylor and Westland. These collection days were held on Saturdays in October, June, July and August with over 7,400 residents. More than 740,000 pounds of HHW was collected at these events.

The Land Resource Management Division will be expanding its outreach efforts to Wayne County residents in 2020 by expanding its prescription medication drop off program and developing new regional drop off sites for electronic waste. The Division plans to partner with local municipalities to provide safe drop off locations that will help prevent keep these materials from improper disposal in our waterways, sewerage systems and landfills.

The Parks Division strives to improve the programming services, capital projects and park amenities to better serve the community. The capital improvement program slated for FY 2018-2019 will continue to upgrade and complete major projects to enhance the parks system. Some of the Parks Division's accomplishments include:

DEPARTMENT OF PUBLIC SERVICES

***FISCAL YEAR 2019-2020 ACCOMPLISHMENTS AND HIGHLIGHTS** continued*

- Installation of New Playscape at Merriman Hollow
- Renovation of the Nankin Mills Interpretive Center lobby
- Increased revenue by securing more than $500,000 dollars in grants from MDNR, TAP and SEMCOG
- Completion of the Elizabeth Park Greenway, a 1 mile non-motorized connector
- Creation of ½ mile non-motorized Ann Arbor Trails connector at Hines Park
- Removal of log jams in the Lower, Middle and Upper Rouge
- Completion of Ellsworth Boardwalk
- Renovation of Elizabeth Park marina comfort station and Tourist Lodge
- Creation of Hawthorne Ridge Bike Park
- Increasing park connectivity to communities

NEW INITIATIVES FOR FISCAL YEAR 2020-2021

The Department of Public Services will establish an environment of operational excellence that will help to drive effective processes and efficient operations within each division. We are committed to providing exemplary services through innovations in technology, performance measures and standards, and improved customer service, which will continuously promote and enhance the highest quality of life for our residents. This will be done in part by achieving three new initiatives:

- Implementing a Permits Application through Cityworks,
- Establishing a Department-Wide Centralized Call Center, and
- Achieving an American Public Works Association (APWA) Accreditation.

These new initiatives will help to provide more responsive service and better collaboration with customers, increased transparency to the general public, and more proactive efforts to improve customer satisfaction.

Implementing a Permits Application Through Cityworks

Cityworks is an asset management system that will allow our organization the electronic mechanism to track service requests, work orders, inspections, and any citizen concerns regarding construction projects and other types of work activities. The permits application will provide Wayne County customers the flexibility and the convenience of automating the initial permitting process. It is also designed to streamline the community development review and regulation procedures.

The goal of the Cityworks permitting application is to increase productivity and efficiencies in the permitting activities. It is also to regain the confidence of residents and constituents in our business practices. Furthermore, the permitting application will help to reduce the permit processing time as well as develop performance measures. Ultimately, this application will help to facilitate Wayne County's efforts to retain and recruit businesses to our region.

The Engineering Division is in the process of selecting a consultant to develop a long range (10 year) plan with a goal to improve the condition of Wayne County's collector roads. The plan will assist Wayne County in determining the financial investment needed to implement the 10 year plan. Wayne County anticipates having this plan by the end of 2019

The Engineering Division is also planning to advertise its first of two construction contracts for the repair for the Grosse Ile Bridge. Construction of Contract 1 will take place this year and it will be the first Design Build local government contract in the State of Michigan.

Land Resource Outreach Expansion

The Land Resource Management Division will be expanding its outreach efforts to Wayne County residents in 2020 by providing a prescription medication drop off program. The Division plans to partner with local pharmacies to provide safe drop off locations that will help prevent expired and unused medications from being dumped in our waterways, sewerage systems and landfills.

Establishing a Department-Wide Centralized Call Center

The Department of Public Services has the opportunity to properly align its customer service efforts with the appropriate functions that are needed to create greater efficiencies and effectiveness in our operations. We not only have the responsibility of managing Wayne County roads, parks, drain maintenance, and recreational services for our customers, it is imperative that we take the necessary steps to ensure excellence in our customer service and our overall operations.

As part of our 2019-2020 initiatives, we will create a centralized call center that will standardize the customer service efforts throughout the department. The current call center operations at Roads will be expanded to handle all customer service requests for the department. The goal is to create a centralized process that will receive, track, and provide follow-up on service requests and/or complaints from customers. We will also provide a feedback method that will let the customers know when their service requests have been completed.

APWA Accreditation

The American Public Works Association developed an accreditation program to enhance the effectiveness of agencies and their competencies in the public works field.

DEPARTMENT OF PUBLIC SERVICES

NEW INITIATIVES FOR FISCAL YEAR 2020-2021

The program is designed to provide guidance and technical resources to agencies as they seek to evaluate and upgrade their performance.

Achieving an APWA accreditation can push DPS to strive for excellence in all of our operations and show customers that we are utilizing best practices in providing quality and efficient services. As a result of becoming accredited, we expect to become more cost efficient in the use of resources, develop a process for continuous operational improvement, provide evidence to Wayne County customers of our quality standards, to obtain increased credibility as a public works agency, and ultimately to increase our grant opportunities. It is a multiple-year process to become accredited.

IMPACT ON OPERATIONS

The Department of Public Services is committed to establishing an environment of operational excellence within each division. This shift in our business philosophy will help to facilitate a more customer-driven focus in our operations. The department has made significant strides in becoming more efficient and effective in providing the quality of services that our residents and constituents deserve. Although our accomplishments in effectively managing Wayne County roads, parks, drain maintenance, and recreational services have been demonstrated each fiscal year, we will continue to focus on improvements in workflow and activities throughout the department. Our strategic efforts in achieving more responsive services and better collaboration with customers, increased transparency to the general public, and more proactive efforts to improve customer satisfaction will have a direct, positive impact on our operations and the level of service that we provide to those who live, work, visit and play in Wayne County.

DEPARTMENT OF PUBLIC SERVICES

Financial Report

		FY 2018-2019 Budget	FY 2019-2020 Budget	FY 2020-2021 Budget	FY 2021-2022 Projected Budget
00101	**General Fund**				
449	**DPS Engineering**				
	Revenues				
	Operating Transfers In	400,000	400,000	400,000	400,000
	Total Revenues	**$400,000**	**$400,000**	**$400,000**	**$400,000**
	Expenditures				
	Services and Contractual Serv	136,228	129,367	111,504	111,504
	Other Charges	400,000	400,000	400,000	400,000
	Total Expenditures	**$536,228**	**$529,367**	**$511,504**	**$511,504**
00201	**County Road Fund**				
449	**DPS Roads**				
	Revenues				
	Federal Grants and Contracts	18,313,000	16,958,000	19,517,000	14,500,000
	State Grants and Contracts	127,774,522	121,310,623	141,981,137	126,253,175
	Local Grants and Contracts	1,581,000	1,972,000	5,324,000	1,035,000
	Charges, Fees, and Fines	3,557,816	3,347,265	3,314,863	3,315,405
	Interest Income	200,000	1,200,000	1,200,000	1,200,000
	Rents and Expense Recoveries	295,000	550,000	550,000	550,000
	Other Revenue	1,380,000	1,282,000	1,201,000	1,282,000
	Other Financing	9,291,621	20,870,895	41,575,324	32,411,839
	Total Revenues	**$162,392,959**	**$167,490,783**	**$214,663,324**	**$180,547,419**
	Expenditures				
	Personnel	32,525,346	31,904,268	30,922,709	31,688,522
	Fringe Benefits	8,479,566	8,997,326	8,682,628	9,492,213
	Pension	14,261,229	14,505,430	12,880,551	13,226,671
	Materials and Supplies	17,246,385	17,281,685	21,591,185	21,591,185
	Services and Contractual Serv	75,786,753	80,692,640	115,634,701	87,273,510
	Travel	164,750	152,500	145,000	143,750
	Operating Expenses	5,516,362	5,494,856	6,085,153	6,265,060
	Rentals	312,844	470,254	470,254	470,254
	Other Charges	707,724	666,824	666,824	666,824
	Capital	6,770,000	6,700,000	16,959,319	9,104,430
	Non Capital Assets	222,000	225,000	225,000	225,000
	Operating Transfers Out	400,000	400,000	400,000	400,000
	Total Expenditures	**$162,392,959**	**$167,490,783**	**$214,663,324**	**$180,547,419**
00208	**County Park Fund**				
449	**DPS Parks**				
	Revenues				
	Taxes	9,449,082	9,970,914	9,175,000	9,175,000
	Licenses and Permits	100,000	110,000	101,500	105,000
	State Grants and Contracts	0	0	100,000	0
	Charges, Fees, and Fines	1,524,000	1,523,000	1,507,500	1,523,000
	Interest Income	35,000	175,000	175,000	175,000
	Rents and Expense Recoveries	27,000	24,000	24,000	24,000
	Other Revenue	290,000	290,000	390,000	390,000
	Other Financing	71,065	0	0	0
	Operating Transfers In	2,992,049	2,259,406	2,266,985	2,259,485
	Total Revenues	**$14,488,196**	**$14,352,320**	**$13,739,985**	**$13,651,485**
	Expenditures				
	Personnel	3,269,428	3,273,322	3,164,970	3,260,200
	Fringe Benefits	936,221	1,013,003	967,543	1,018,289
	Pension	921,549	962,381	787,937	830,236
	Materials and Supplies	459,475	503,475	503,275	503,275
	Services and Contractual Serv	5,490,282	6,746,086	6,454,744	6,181,968
	Travel	8,000	9,000	9,500	9,500
	Operating Expenses	548,023	544,071	543,455	546,956
	Rentals	1,113,169	291,576	291,576	291,576
	Capital	850,000	850,000	850,000	850,000
	Operating Transfers Out	892,049	159,406	166,985	159,485
	Total Expenditures	**$14,488,196**	**$14,352,320**	**$13,739,985**	**$13,651,485**

DEPARTMENT OF PUBLIC SERVICES

Financial Report

		FY 2018-2019 Budget	FY 2019-2020 Budget	FY 2020-2021 Budget	FY 2021-2022 Projected Budget
00228	**Water Quality Management**				
606	**Evironmental Programs**				
	Revenues				
	Federal Grants and Contracts	4,924,982	6,612,543	2,850,000	800,000
	State Grants and Contracts	38,500	3,400	0	0
	Local Grants and Contracts	25,000	25,000	20,000	20,000
	Charges, Fees, and Fines	1,630,700	1,631,480	1,265,600	1,265,600
	Total Revenues	**$6,619,182**	**$8,272,423**	**$4,135,600**	**$2,085,600**
	Expenditures				
	Personnel	640,106	642,106	579,969	583,495
	Fringe Benefits	195,028	214,007	192,938	194,913
	Pension	187,180	195,791	151,983	153,885
	Materials and Supplies	42,650	51,200	16,600	16,600
	Services and Contractual Serv	5,427,647	7,050,011	3,076,584	1,030,681
	Travel	15,025	15,100	7,900	8,400
	Operating Expenses	29,386	21,708	21,126	21,126
	Rentals	72,660	73,000	73,000	73,000
	Capital	2,500	2,500	2,500	2,500
	Non Capital Assets	7,000	7,000	13,000	1,000
	Total Expenditures	**$6,619,182**	**$8,272,423**	**$4,135,600**	**$2,085,600**
00229	**Enviromental Programs Fund**				
606	**ESG - Environmental Programs**				
	Revenues				
	Charges, Fees, and Fines	2,272,075	2,574,200	3,055,200	3,055,200
	Interest Income	75,000	100,000	200,000	200,000
	Total Revenues	**$2,347,075**	**$2,674,200**	**$3,255,200**	**$3,255,200**
	Expenditures				
	Personnel	742,674	746,499	717,219	720,745
	Fringe Benefits	222,186	235,924	226,189	229,542
	Pension	216,494	227,321	187,321	189,979
	Materials and Supplies	25,400	17,900	18,900	18,900
	Services and Contractual Serv	947,657	1,315,251	1,973,974	1,964,437
	Travel	41,500	38,500	38,500	38,500
	Operating Expenses	19,164	19,805	20,097	20,097
	Rentals	54,000	60,000	60,000	60,000
	Other Charges	25,000	0	0	0
	Capital	41,000	1,000	1,000	1,000
	Non Capital Assets	12,000	12,000	12,000	12,000
	Total Expenditures	**$2,347,075**	**$2,674,200**	**$3,255,200**	**$3,255,200**

DEPARTMENT OF PUBLIC SERVICES

Financial Report

		FY 2018-2019 Budget	FY 2019-2020 Budget	FY 2020-2021 Budget	FY 2021-2022 Projected Budget
00303	**Debt Service - Down River Commun**				
985	**Debt Service**				
	Revenues				
	Local Grants and Contracts	$0	$7,006,515	$1,251,075	$1,251,075
	Total Revenues	**$0**	**$7,006,515**	**$1,251,075**	**$1,251,075**
	Expenditures				
	Debt Service	$0	$7,006,515	$1,251,075	$1,251,075
	Total Expenditures	**$0**	**$7,006,515**	**$1,251,075**	**$1,251,075**
00590	**Downriver Sewage Disp.Sys**				
440	**DPW - Systems**				
	Revenues				
	Local Grants and Contracts	5,271,344	0	0	0
	Charges, Fees, and Fines	23,525,975	0	0	0
	Interest Income	114,000	0	0	0
	Other Financing	13,765,764	0	0	0
	Total Revenues	**$42,677,083**	**$0**	**$0**	**$0**
	Expenditures				
	Personnel	2,689,256	0	0	0
	Fringe Benefits	768,246	0	0	0
	Pension	774,996	0	0	0
	Materials and Supplies	2,721,450	0	0	0
	Services and Contractual Serv	12,188,588	0	0	0
	Travel	12,000	0	0	0
	Operating Expenses	3,962,803	0	0	0
	Rentals	61,200	0	0	0
	Other Charges	33,250	0	0	0
	Depreciation	13,470,050	0	0	0
	Capital	612,400	0	0	0
	Non Capital Assets	114,000	0	0	0
	Debt Service	5,268,844	0	0	0
	Total Expenditures	**$42,677,083**	**$0**	**$0**	**$0**
00596	**CSO Basins**				
440	**DPWs - Systems**				
	Revenues				
	Local Grants and Contracts	19,509	58,834	55,209	51,584
	Gain or Loss on Sale of Secur	83,732	0	0	0
	Charges, Fees, and Fines	3,946,486	3,209,944	3,304,854	3,304,854
	Interest Income	3,200	3,500	0	0
	Other Financing	6,143,240	751,096	732,210	732,210
	Total Revenues	**$10,196,167**	**$4,023,374**	**$4,092,273**	**$4,088,648**
	Expenditures				
	Materials and Supplies	109,700	75,100	123,900	123,900
	Services and Contractual Serv	4,928,658	3,409,040	3,452,264	3,452,264
	Operating Expenses	312,000	373,000	443,900	443,900
	Rentals	73,300	30,500	17,000	17,000
	Capital	4,753,000	76,900	0	0
	Debt Service	19,509	58,834	55,209	51,584
	Total Expenditures	**$10,196,167**	**$4,023,374**	**$4,092,273**	**$4,088,648**

DEPARTMENT OF PUBLIC SERVICES

Financial Report

		FY 2018-2019 Budget	FY 2019-2020 Budget	FY 2020-2021 Budget	FY 2021-2022 Projected Budget
00598	**Rouge Val Sewage Disp Sys**				
440	**DPW - Systems**				
	Revenues				
	Local Grants and Contracts	281	0	937,136	931,635
	Charges, Fees, and Fines	61,680,700	60,334,926	60,936,146	60,936,146
	Interest Income	80,000	80,000	80,000	80,000
	Other Revenue	0	7,329,302	0	0
	Other Financing	2,821,451	0	0	0
	Total Revenues	**$64,582,432**	**$67,744,228**	**$61,953,282**	**$61,947,781**
	Expenditures				
	Materials and Supplies	50,750	35,100	19,100	19,100
	Services and Contractual Serv	61,065,205	65,603,168	59,722,376	59,716,875
	Operating Expenses	93,000	93,000	92,500	92,500
	Rentals	28,000	12,000	10,000	10,000
	Other Charges	22,000	0	0	0
	Depreciation	2,758,170	2,700,000	2,600,000	2,600,000
	Capital	(292,000)	(1,420,000)	(1,422,830)	(1,422,830)
	Debt Service	857,307	720,960	932,136	932,136
	Total Expenditures	**$64,582,432**	**$67,744,228**	**$61,953,282**	**$61,947,781**
00599	**N.E. Sewage Disposal Sys**				
440	**DPW - Systems**				
	Revenues				
	Charges, Fees, and Fines	28,033,497	0	0	0
	Interest Income	33,600	0	0	0
	Other Financing	355,050	0	0	0
	Total Revenues	**$28,422,147**	**$0**	**$0**	**$0**
	Expenditures				
	Materials and Supplies	25,750	0	0	0
	Services and Contractual Serv	26,586,123	0	0	0
	Operating Expenses	493,300	0	0	0
	Rentals	396,299	0	0	0
	Other Charges	12,500	0	0	0
	Depreciation	89,275	0	0	0
	Debt Service	818,900	0	0	0
	Total Expenditures	**$28,422,147**	**$0**	**$0**	**$0**

DEPARTMENT OF PUBLIC SERVICES

Financial Report

		FY 2018-2019 Budget	FY 2019-2020 Budget	FY 2020-2021 Budget	FY 2021-2022 Projected Budget
00641	**Environment**				
540	**Department of Environment**				
	Revenues				
	Charges, Fees, and Fines	3,760,578	4,056,984	3,966,224	3,962,832
	Interest Income	5,987	26,716	10,000	10,000
	Rents and Expense Recoveries	128,825	123,288	80,026	80,026
	Total Revenues	**$3,895,390**	**$4,206,988**	**$4,056,250**	**$4,052,858**
	Expenditures				
	Personnel	1,664,103	1,776,602	1,754,459	1,788,400
	Fringe Benefits	496,699	583,830	564,078	580,099
	Pension	486,422	540,207	459,718	471,515
	Materials and Supplies	47,500	40,000	27,100	27,100
	Services and Contractual Serv	991,554	1,012,420	1,041,357	1,041,357
	Travel	22,221	12,708	5,000	5,000
	Operating Expenses	65,303	53,928	22,041	22,041
	Rentals	98,843	171,435	163,439	98,288
	Other Charges	9,849	5,000	0	0
	Depreciation	8,896	8,858	17,858	17,858
	Non Capital Assets	4,000	2,000	1,200	1,200
	Total Expenditures	**$3,895,390**	**$4,206,988**	**$4,056,250**	**$4,052,858**
00801	**Regular Drain Fund-Maint.**				
441	**DPW - Drains**				
	Revenues				
	Taxes	2,218,360	3,627,250	978,185	1,267,720
	State Grant - Other	0	389,700	0	0
	Local Grants and Contracts	823,150	174,061	140,220	112,818
	Charges, Fees, and Fines	179,577	200,000	200,000	200,000
	Interest Income	1,711	1,000	1,000	1,000
	Other Financing	1,000,000	0	0	0
	Total Revenues	**$4,222,798**	**$4,392,011**	**$1,319,405**	**$1,581,538**
	Expenditures				
	Materials and Supplies	12,500	14,000	9,000	9,000
	Services and Contractual Serv	555,572	772,900	348,452	348,452
	Operating Expenses	3,169,076	2,987,000	292,000	582,000
	Capital	(336,000)	(104,000)	0	0
	Debt Service	821,650	722,111	669,953	642,086
	Total Expenditures	**$4,222,798**	**$4,392,011**	**$1,319,405**	**$1,581,538**
TOTAL DEPARTMENTAL REVENUES		**$340,243,429**	**$280,562,842**	**$308,866,394**	**$272,861,604**
TOTAL DEPARTMENTAL EXPENDITURES		**$340,379,657**	**$280,692,209**	**$308,977,898**	**$272,973,108**
GENERAL FUND SUBSIDY		**$136,228**	**$129,367**	**$111,504**	**$111,504**

Summary of Positions

		FY 2018-2019 Budget	FY 2019-2020 Budget	FY 2020-2021 Budget	FY 2021-2022 Projected Budget
201	**COUNTY ROAD FUND**				
449	**PUBLIC SERVICES-ROADS**				
	ELECTED AND EXECUTIVE	13	12	11	11
	SUPERVISORY AND PROFESSIONAL	181	182	183	183
	SUPPORT STAFF	318	313	313	313
	TOTAL POSITIONS	512	507	507	507
208	**COUNTY PARK FUND**				
449	**PUBLIC SERVICES-PARKS**				
	ELECTED AND EXECUTIVE	2	2	2	2
	SUPERVISORY AND PROFESSIONAL	20	20	20	20
	SUPPORT STAFF	46	46	46	46
	TOTAL POSITIONS	68	68	68	68

DEPARTMENT OF PUBLIC SERVICES

Financial Report

		FY 2018-2019 Budget	FY 2019-2020 Budget	FY 2020-2021 Budget	FY 2021-2022 Projected Budget
228	**ROUGE DEMONSTRATIONS**				
606	**ENVIRONMENTAL PROGRAMS**				
	ELECTED AND EXECUTIVE	1	1	1	1
	SUPERVISORY AND PROFESSIONAL	4	4	4	4
	SUPPORT STAFF	5	5	5	5
	TOTAL POSITIONS	10	10	10	10
229	**ENVIRONMENTAL PROGRAMS**				
606	**ENVIRONMENTAL PROGRAMS**				
	ELECTED AND EXECUTIVE	1	1	1	1
	SUPERVISORY AND PROFESSIONAL	5	5	5	5
	SUPPORT STAFF	7	7	7	7
	TOTAL POSITIONS	13	13	13	13
590	**DOWNRIVER SEWAGE DISP.SYS**				
440	**PUBLIC WORKS**				
	SUPERVISORY AND PROFESSIONAL	16	0	0	0
	SUPPORT STAFF	43	5	2	2
	TOTAL POSITIONS	59	5	2	2
641	**ENVIRONMENT**				
540	**ENV. INTERNAL SERVICE**				
	ELECTED AND EXECUTIVE	2	2	2	2
	SUPERVISORY AND PROFESSIONAL	10	9	9	9
	SUPPORT STAFF	17	22	22	22
	TOTAL POSITIONS	29	33	33	33
	TOTAL DEPARTMENTAL POSITIONS	691	636	633	633

DEPARTMENT OF PUBLIC SERVICES

BUDGET CHANGE AND HIGHLIGHTS FY2020-2021

	Increase / Decrease from 2020-19 Adopted Budget	Description of Change
REVENUES		
Taxes	(3,444,979)	Decreased Millage Collections for Inspection & Review
Licenses and Permits	(8,500)	Estimated decrease from fees
Federal Grants and Contracts	(1,203,543)	Decrease in Federal Funding for Watershed Management
State Grants and Contracts	20,377,414	Increase in State Funding for Road Projects
Local Grants and Contracts	(1,508,770)	Decrease in Local Funding for Sewage and Drain projects
Charges, Fees, and Fines	672,588	Increse in Fixed Sewing Charges
Interest Income	79,784	Increased revenues for the County Road Fund
Rents and Expense Recoveries	(43,262)	Decrease in Expense Recoveries for Equipment
Other Revenue	(7,310,302)	Local contribution relative to Downriver Judgement Levy in FY 2020
Other Financing	20,685,543	One Time Use of Fund Balance Utilization in Roads fund (201) & Parks Fund (208) in FY 2021
Operating Transfers In	7,579	Increased Intrafund Transfer In for Inkster Valley Golf Course
TOTAL REVENUES	$ 28,303,552	
EXPENDITURES		
Personnel	(1,203,471)	Cares Act Reimbursements in FY 2021
Fringe Benefits	(410,714)	Based on published rates
Pension	(1,963,620)	Cares Act Reimbursements in FY 2021
Materials and Supplies	4,290,600	One Time Use Fund Balance Utilization in Roads Fund (201) for Road Project Materials and Supplies
Services and Contractual Services	25,085,073	One Time Use Fund Balance Utilization in Roads Fund (201) for Road Contracts
Travel	(21,908)	Decrease in Mileage Reimbursements
Operating Expenses	(2,067,096)	Decrease in Sewage Repair Expenditures
Rentals	(23,496)	Decrease in Equipment rental Expenditures
Other Charges	(5,000)	Realignment of Expenditures in Fund 641
Depreciation	(91,000)	Decrease Depreciation Expenses for Rouge Valley
Capital	10,283,589	One Time Use Fund Balance Utilization in Roads Fund (201) for Capital Equipment purchases
Non Capital Assets	5,200	Incrase in Computer Equipment Purchases
Debt Service	(5,600,047)	One Time Debt Retirement in FY 2020
Operating Transfers Out	7,579	Increased Intrafund Transfer Out to Inkster Valley Golf Course
TOTAL EXPENDITURES	$ 28,285,689	
GENERAL FUND GENERAL PURPOSE	$ (17,863)	

This page intentionally left blank.

REGISTER OF DEEDS

Adopted Budget FY 2020-2021
and
Projected FY 2021-2022

WAYNE COUNTY
REGISTER OF DEEDS

EXPENDITURE ANALYSIS
FISCAL YEAR 2020-2021
(In Millions)

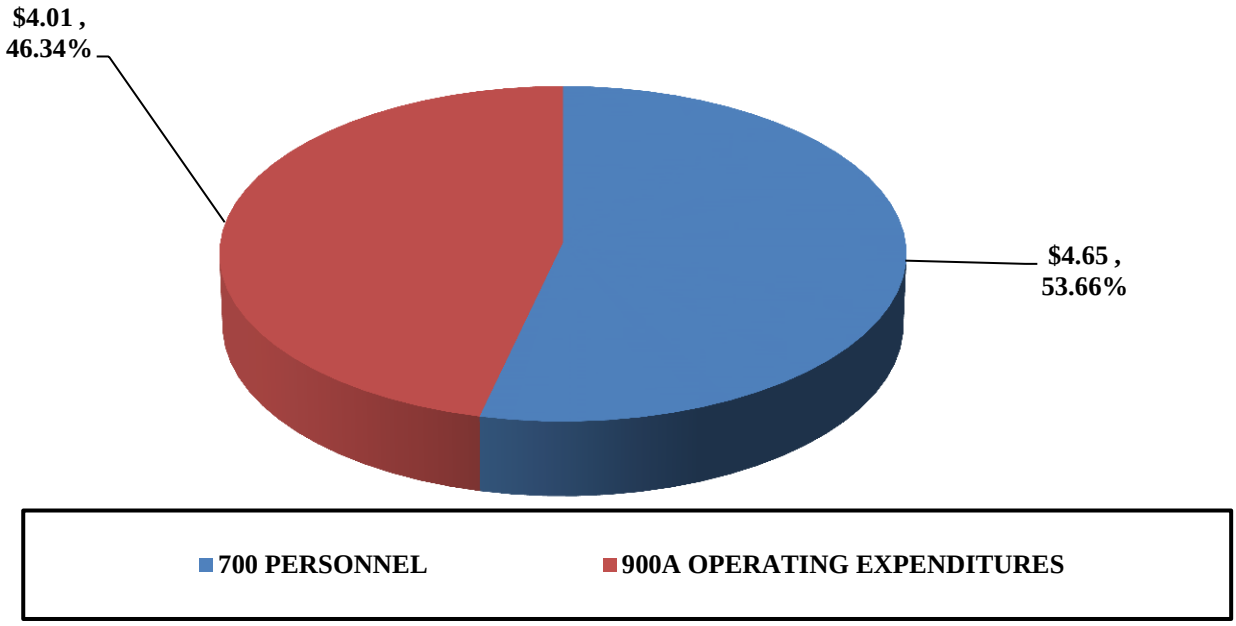

EXPENDITURE TREND ANALYSIS
FISCAL YEAR 2016-2017 THROUGH 2020-2021

REGISTER OF DEEDS

MISSION

Vested by the power of the Constitution of the United States of America and the State of Michigan, the Register of Deeds has the responsibility to record, secure, and maintain the integrity of the land records of Wayne County, thereby fostering an enhanced quality of life and improved economy.

Budget Summary All Funds				
	FY 2018-2019 Budget	**FY 2019-2020 Budget**	**FY 2020-2021 Budget**	**FY 2021-2022 Projected Budget**
Total Departmental Expenditures	$ 9,010,248	$ 9,076,523	$ 8,662,540	$ 8,410,966
Departmental Revenue				
State Grants and Contracts	632,486	678,761	600,966	600,966
Charges, Fees, and Fines	8,377,762	8,397,762	8,061,574	7,810,000
Total Revenue	$ 9,010,248	$ 9,076,523	$ 8,662,540	$ 8,410,966
General Fund General Purpose	$ -	$ -	$ -	$ -
Total Budgeted Positions	**67**	**67**	**67**	**67**

Contact: **Bernard J. Youngblood,** Register of Deeds
400 Monroe, 7th Floor - Detroit, MI. 48226 - Phone (313) 224-5850

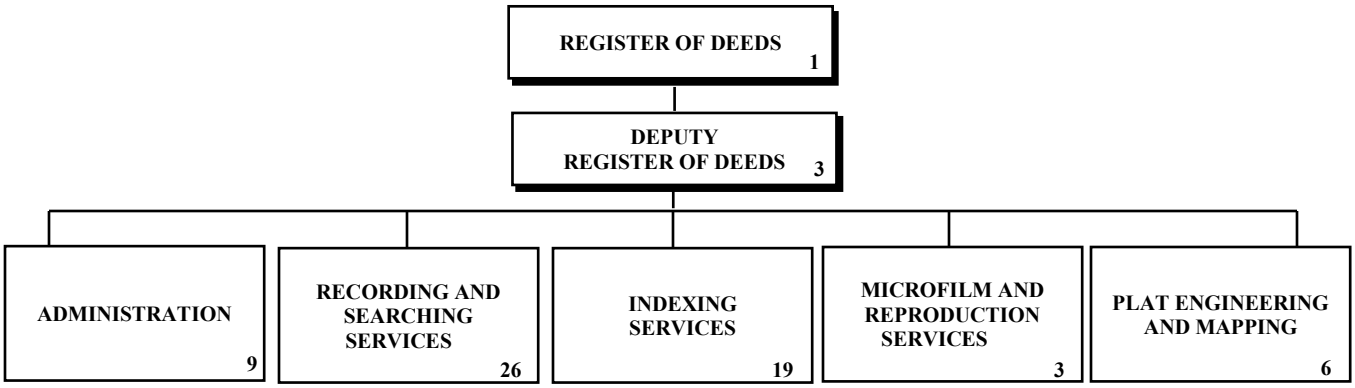

OFFICE OF REGISTER OF DEEDS

MAJOR ACTIVITIES AND DESCRIPTIONS

DIVISION OF ADMINISTRATION: The Register of Deeds Administration Division provides overall department management and supervision; sets policies and rules concerning use of the facilities and records, as required by law; notifies staff and the public of policy changes and legal requirements concerning records; develops and administers a budget for the department; and maintains adequate resources to provide proper service levels.

DIVISION OF RECORDING AND SEARCHING SERVICES: The Register of Deeds is the only county officer authorized by state law to record, index and maintain land records. The Recording and Searching Division records and indexes approximately 500 thousand documents a year, including deeds, mortgages, assignments, discharges and construction liens.

Anyone can conduct free searches to obtain grantor and grantee index information on the Register of Deeds website (www.wayncountylandrecords.com). For a fee, customers can search for, view and copy documents on the website.

DIVISION OF INDEXING: The indexing staff obtains key information from documents that have been scanned into the land records database and enters it into index fields that are used to locate documents in the database. Some of the information entered into the index fields are the grantor, grantee, property address, property legal description, document number, liber and page.

DIVISION OF MICROFILM AND REPRODUCTION SERVICES: More than 50 million document images and abstracts of records are maintained in the Register of Deeds' land records database, tract index and grantor-grantee files. The Register of Deeds conducts customized searches for the general public and more than 150 commercial customers (title companies, banks, law offices, government agencies, etc.) who want to obtain copies of recorded documents.

DIVISION OF PLAT ENGINEERING AND MAPPING: Plat Engineers reviews plats of new subdivisions for compliance with the Land Division Act and Wayne County Plat Board rules and regulations. They also review condominium master deeds and amendments to ensure compliance with the Condominium Act. One Plat Engineer acts as an advisor to the Plat Board and recommends plats for approval to the Plat Board. The Plat Board is chaired by the Register of Deeds. The Plat Engineer, who serves as the County's representative for the Survey, Monumentation and Remonumentation Program, ensures the work is carried out in compliance with state law and the annual grant agreement.

Mapping Technicians plot acreage legal descriptions; verify that the legal descriptions mathematically close; and verify that the legal description, tax identification number, and address are for the same parcel. They index the legal description into the Register of Deeds database. Mapping Technicians perform detailed intensive property record searches using the tract books.

FISCAL YEAR 2019-2020 ACCOMPLISHMENTS AND HIGHLIGHTS

Mortgage and Deed Fraud Unit

The Register of Deeds along with the Prosecutor and the Sheriff, founded the nation's first Mortgage and Deed Fraud Unit. The unit investigates and prosecutes real property fraud. For fiscal year 2018-2019, the unit had 1,434 inquiries, opened 115 criminal investigations, closed 50 investigations without prosecution, issued 15 search warrants, issued 43 arrest warrants, obtained 25 convictions (pleas or trails), returned 14 homes.

Survey and Remonumentation Program

For the 2019 grant year, which runs January 1 through December 31, 133 corners were proposed for remonumentation. At the end of the year, 31 had been reported as not complete and 21 that were not proposed were done due to their proximity to corners being remonumented for a total of 123 corners reported as complete.

OFFICE OF REGISTER OF DEEDS

NEW INITIATIVES FOR FISCAL YEAR 2020-2021

Complete a comprehensive review of current policies and procedures. This will improve workforce capabilities, outline all aspects of operations and provide a guideline to ensure best practices are attained. Create a training program that includes all functions of the office to improve efficiencies and

IMPACT ON OPERATIONS

When all of the tract books are digitized and indexed, consumers will be able to view the tract books using the internet instead of having to come to our office to do so.

OFFICE OF THE REGISTER OF DEEDS

Financial Report

		FY 2018-2019 Budget	FY 2019-2020 Budget	FY 2020-2021 Budget	FY 2021-2022 Projected Budget
00101 236	**General Fund Register of Deeds**				
	Revenues				
	Charges, Fees, and Fines	8,377,762	8,397,762	8,061,574	7,810,000
	Total Revenues	**$8,377,762**	**$8,397,762**	**$8,061,574**	**$7,810,000**
	Expenditures				
	Personnel	3,007,391	3,017,915	2,963,964	2,492,305
	Fringe Benefits	915,350	974,133	950,980	812,372
	Pension	789,744	838,042	676,558	772,973
	Materials and Supplies	77,500	56,500	40,800	59,500
	Services and Contractual Serv	3,027,531	2,689,109	2,543,965	2,610,065
	Travel	43,712	41,000	30,000	45,000
	Operating Expenses	68,529	66,239	59,965	75,788
	Rentals	378,339	613,470	596,611	596,611
	Other Charges	18,735	5,000	188,331	312,231
	Capital	50,231	91,999	0	0
	Non Capital Assets	700	4,355	10,400	33,155
	Total Expenditures	**$8,377,762**	**$8,397,762**	**$8,061,574**	**$7,810,000**
00101 245	**General Fund Remonumentation Grant**				
	Revenues				
	State Grants and Contracts	632,486	678,761	600,966	600,966
	Total Revenues	**$632,486**	**$678,761**	**$600,966**	**$600,966**
	Expenditures				
	Personnel	7,000	15,000	15,000	15,000
	Fringe Benefits	2,271	5,123	5,171	5,199
	Pension	2,073	4,633	4,012	4,745
	Services and Contractual Serv	621,060	653,867	567,463	567,463
	Operating Expenses	82	138	138	240
	Total Expenditures	**$632,486**	**$678,761**	**$600,966**	**$600,966**
TOTAL DEPARTMENTAL REVENUES		**$9,010,248**	**$9,076,523**	**$8,662,540**	**$8,410,966**
TOTAL DEPARTMENTAL EXPENDITURES		**$9,010,248**	**$9,076,523**	**$8,662,540**	**$8,410,966**
GENERAL FUND SUBSIDY		**$0**	**$0**	**$0**	**$0**

OFFICE OF THE REGISTER OF DEEDS

Summary of Positions

		FY 2018-2019 Budget	FY 2019-2020 Budget	FY 2020-2021 Budget	FY 2021-2022 Projected Budget
101	**GENERAL FUND**				
236	**REGISTER OF DEEDS**				
	ELECTED AND EXECUTIVE	8	8	8	8
	SUPERVISORY AND PROFESSIONAL	11	11	10	10
	SUPPORT STAFF	48	48	49	49
	TOTAL POSITIONS	67	67	67	67
	TOTAL DEPARTMENTAL POSITIONS	67	67	67	67

REGISTER OF DEEDS

BUDGET CHANGE AND HIGHLIGHTS FY2020-2021

	Increase / Decrease from 2019-20 Adopted Budget	Description of Change
REVENUES		
State Grants and Contracts	(77,795)	Decrease in State Grants-Other , Misc Contractual Services
Charges, Fees, and Fines	(336,188)	Decrease in miscellaneous receipts for services rendered
TOTAL REVENUES	**$ (413,983)**	
EXPENDITURES		
Personnel	(53,951)	Cares Act Reimbursements in FY 2021
Fringe Benefits	(23,105)	Based on published fringe rates
Pension	(162,105)	Based on published fringe rates
Materials and Supplies	(6,518)	Decrease in Postage and On Demand Supplies.
Services and Contractual Services	(231,548)	Decrease in various contractual services based on historical spending
Travel	(11,000)	Decrease in Travel, Convention/Conference
Operating Expenses	(6,274)	Based on published fringe rates for insurance and bonds
Rentals	(16,859)	Decrease in rent for 400 Monroe as of January 1, 2021
Other Charges	183,331	Increase appropriation for miscellaneous operating expenditures
Capital	(91,999)	Reallocation of resources in order to purchase needed machinery and equipment
Non Capital Assets	6,045	Additional computer equipment anticipated
TOTAL EXPENDITURES	**$ (413,983)**	
GENERAL FUND GENERAL PURPOSE	**$ -**	

RETIREMENT COMMISSION

Adopted Budget FY 2020-2021
and
Projected FY 2021-2022

WAYNE COUNTY
RETIREMENT BOARD

EXPENDITURE ANALYSIS
FISCAL YEAR 2020-2021
(In Millions)

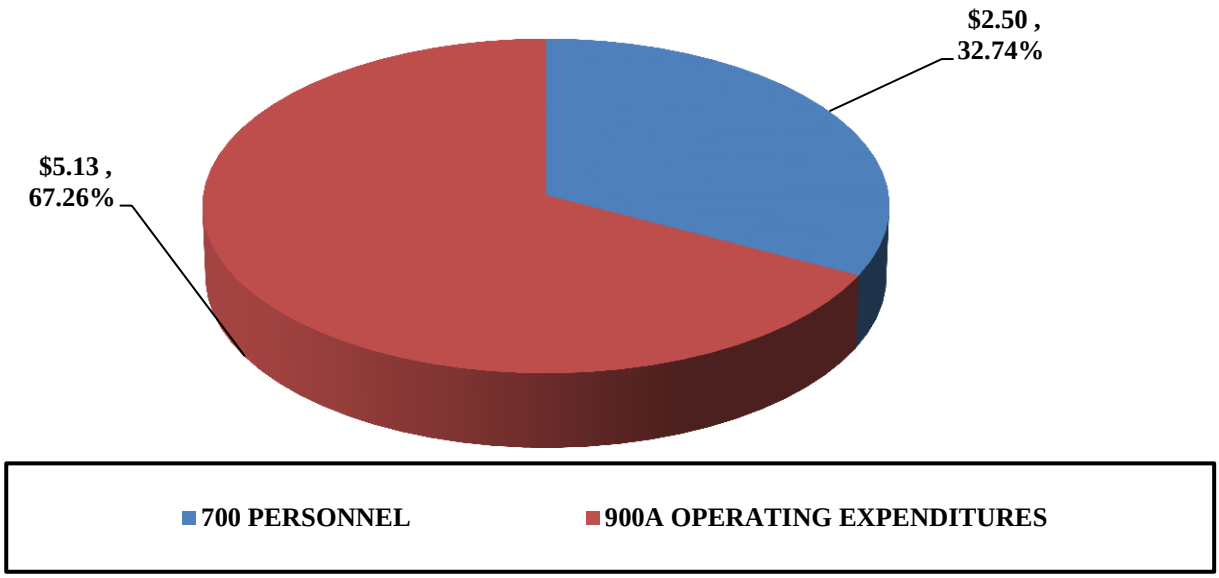

EXPENDITURE TREND ANALYSIS
FISCAL YEAR 2016-2017 THROUGH 2020-2021

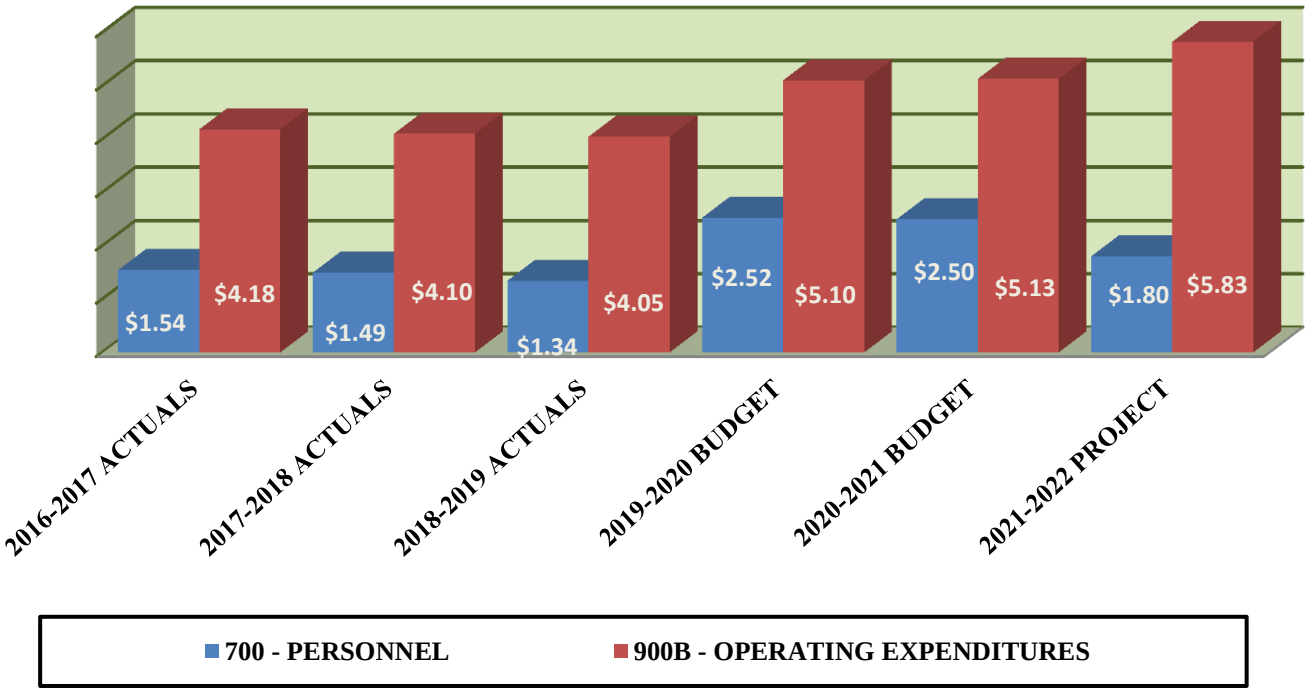

RETIREMENT COMMISSION

MISSION

The Mission of the Wayne County Employees' Retirement System (WCERS) is to provide secure retirement benefits that are due to the members and beneficiaries of the WCERS, and to administer such benefits by complying with the Wayne County Retirement Ordinance, collective bargaining agreements and other regulatory requirements with the highest ethical standards and fiduciary responsibility so that members and beneficiaries receive the benefits they earn on a timely basis.

Budget Summary All Funds				
	FY 2018-2019 Budget	**FY 2019-2020 Budget**	**FY 2020-2021 Budget**	**FY 2021-2022 Projected Budget**
Total Departmental Expenditures	$ 7,626,900	$ 7,626,900	$ 7,626,900	$ 7,626,900
Departmental Revenue				
Interest and Dividends	7,626,900	7,626,900	7,626,900	7,626,900
Total Revenue	$ 7,626,900	$ 7,626,900	$ 7,626,900	$ 7,626,900
General Fund General Purpose	$ -	$ -	$ -	$ -
Total Budgeted Positions	**27**	**27**	**27**	**27**

Contact: **Robert J. Grden,** Director
28 W. Adams, Suite 1900 - Detroit, MI. 48226 - Phone (313) 224-2822

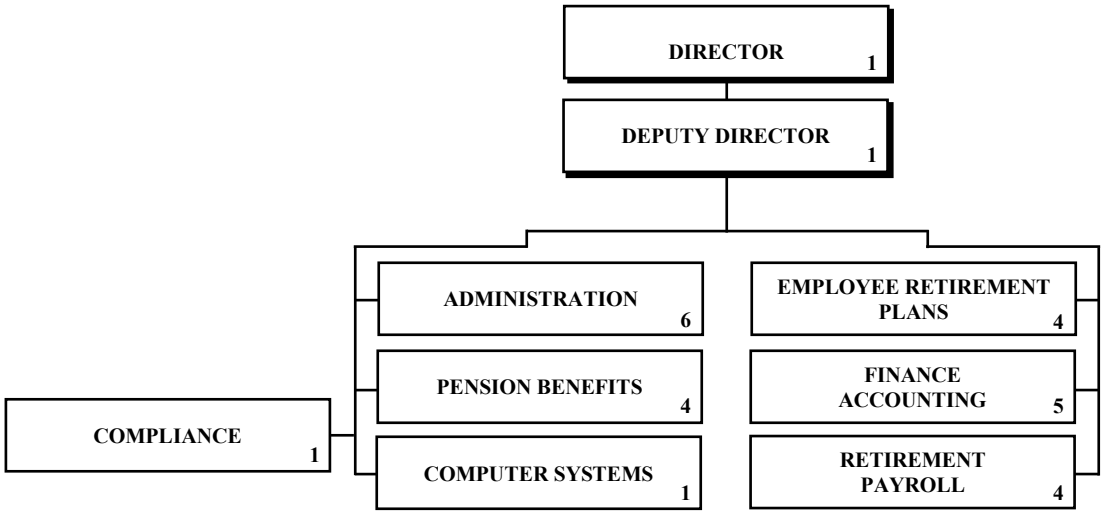

RETIREMENT COMMISSION

MAJOR ACTIVITIES AND DESCRIPTIONS

RETIREMENT BOARD OF COMMISSIONERS: The Retirement Commission establishes General Policy for the Administration of the Retirement System, reviews actions taken by the staff in regard to the administration of the system and hears appeals of actions taken by staff in regard to the administration of the system.

ADMINISTRATION: The Administration Division is responsible for the day-to-day operation of the Retirement System.

PENSION BENEFITS: The Benefits Division is responsible for ensuring that the administration and disbursement of benefits are properly managed including determining eligibility for retirement and computation of pension benefits.

COMPLIANCE: The Compliance Officer is responsible for making certain that the Retirement System complies with all applicable laws for the general operation of the compliance program and the Retirement System. This includes but is not limited to working with others to develop, revise, and monitor contracts, policies, and procedures to ensure compliance by staff and service providers.

COMPUTER SYSTEMS: The Computer Systems Division is responsible for maintaining the operating efficiency of all hardware and software in the Retirement Office.

EMPLOYEE RETIREMENT PLANS: The Defined Contribution and Deferred Compensation Division is responsible for the administration of the Defined Contribution Plan and the Deferred Compensation Plan.

FINANCE ACCOUNTING: The Finance Accounting Division is responsible for the fund's general accounting, cash flow and investment management.

FISCAL YEAR 2019-2020 ACCOMPLISHMENTS AND HIGHLIGHTS

- WCERS management maintained expenditures under budget for the past 8 years.
- Through the efforts of the Policy Committee and staff, as well as with the assistance of legal counsel and investment consultants, the Retirement Commission reviewed and revised its policies and procedures.
- Provided participants with valuable information via Employee and Retiree Newsletters, website, and Email.
- Educated active employees of existing programs that is available for tax deferred savings.
- The Retirement Board approved the hiring of Investment Consultant for the Defined Contribution and the Deferred Compensation Plans.
- Worked with our Service Providers to communicate information to members regarding the importance of Cyber Security and Retirement plans, as well as the importance of beneficiary updates.
- Worked with our Investment Consultant to hire an committed Education Representative to assist in active employee retirement education.
- Transitioned the current 457 (b) funds to the new Plan Custodian.
- Assisted with the new Enterprise Resource Planning (ERP) application with Wayne County.
- Assisted with the new Enterprise Resource Planning (ERP) application with Wayne County.

NEW INITIATIVES FOR FISCAL YEAR 2020-2021

- Establish an internal control procedure to review all functions of the office starting with retirement benefits .
- Continue active employee retirement education through our Retirement Readiness Seminars, as well as provide additional meetings by our Service Providers.
- Provided participants with valuable information via Employee and Retiree Newsletters, website, and E-mail.
- Review Retirement Policies and Procedures and modify and update where necessary.
- Continue to develop and train staff through the County Leadership and Training programs.
- Review remote access capabilities for all essential staff .
- Continue to review, reduce, and electronically store documents. This will help control the cost of storage.
- Continued dedication to the Enterprise Resource

IMPACT ON OPERATIONS

The Fiscal Year 2020-2021 budget for the Retirement Commission represents a status quo budget.

RETIREMENT COMMISSION

Financial Report

		FY 2018-2019 Budget	FY 2019-2020 Budget	FY 2020-2021 Budget	FY 2021-2022 Projected Budget
00731	**Retirement Commission**				
237	**County Commission**				
	Revenues				
	Interest and Dividends	7,626,900	7,626,900	7,626,900	7,626,900
	Total Revenues	**$7,626,900**	**$7,626,900**	**$7,626,900**	**$7,626,900**
	Expenditures				
	Personnel	1,605,369	1,584,512	1,602,712	1,130,850
	Fringe Benefits	455,795	473,954	484,432	332,646
	Pension	442,279	454,831	398,767	324,332
	Materials and Supplies	122,500	122,500	122,500	122,500
	Services and Contractual Serv	4,556,600	4,553,681	4,550,233	5,285,022
	Travel	96,000	100,000	98,000	98,000
	Operating Expenses	72,157	71,222	71,362	73,350
	Rentals	256,000	246,000	246,000	246,000
	Other Charges	10,200	10,200	42,894	4,200
	Non Capital Assets	10,000	10,000	10,000	10,000
	Total Expenditures	**$7,626,900**	**$7,626,900**	**$7,626,900**	**$7,626,900**
TOTAL DEPARTMENTAL REVENUES		**$7,626,900**	**$7,626,900**	**$7,626,900**	**$7,626,900**
TOTAL DEPARTMENTAL EXPENDITURES		**$7,626,900**	**$7,626,900**	**$7,626,900**	**$7,626,900**
GENERAL FUND SUBSIDY		**$0**	**$0**	**$0**	**$0**

Summary of Positions

		FY 2018-2019 Budget	FY 2019-2020 Budget	FY 2020-2021 Budget	FY 2021-2022 Projected Budget
731	**GENERAL FUND**				
237	**COUNTY COMMISSION**				
	ELECTED AND EXECUTIVE	5	5	5	5
	SUPERVISORY AND PROFESSIONAL	9	9	9	9
	SUPPORT STAFF	13	13	13	13
	TOTAL POSITIONS	27	27	27	27
TOTAL DEPARTMENTAL POSITIONS		27	27	27	27

RETIREMENT COMMISSION

BUDGET CHANGE AND HIGHLIGHTS FY2020-2021

	Increase / Decrease from 2019-20 Adopted Budget	*Description of Change*
REVENUES	**REVENUES**	
TOTAL REVENUES	$ -	
EXPENDITURES		
Personnel	18,200	Cares Act Reimbursements in FY 2021
Fringe Benefits	10,478	Based on published rates
Pension	(56,064)	Cares Act Reimbursements in FY 2021
Services and Contractual Services	(3,448)	Variance due to changes in chargebacks and investment management/attorney fees and audit costs
Travel	(2,000)	Decrease Travel and Training Admin.
Operating Expenses	140	Increase Insurance and Bonds
Other Charges	32,694	Increase in Misc Operating
TOTAL EXPENDITURES	$ -	
GENERAL FUND GENERAL PURPOSE	$ -	

Adopted Budget FY 2020-2021
and
Projected FY 2021-2022

WAYNE COUNTY
SENIOR CITIZENS

EXPENDITURE ANALYSIS
FISCAL YEAR 2020-2021
(In Millions)

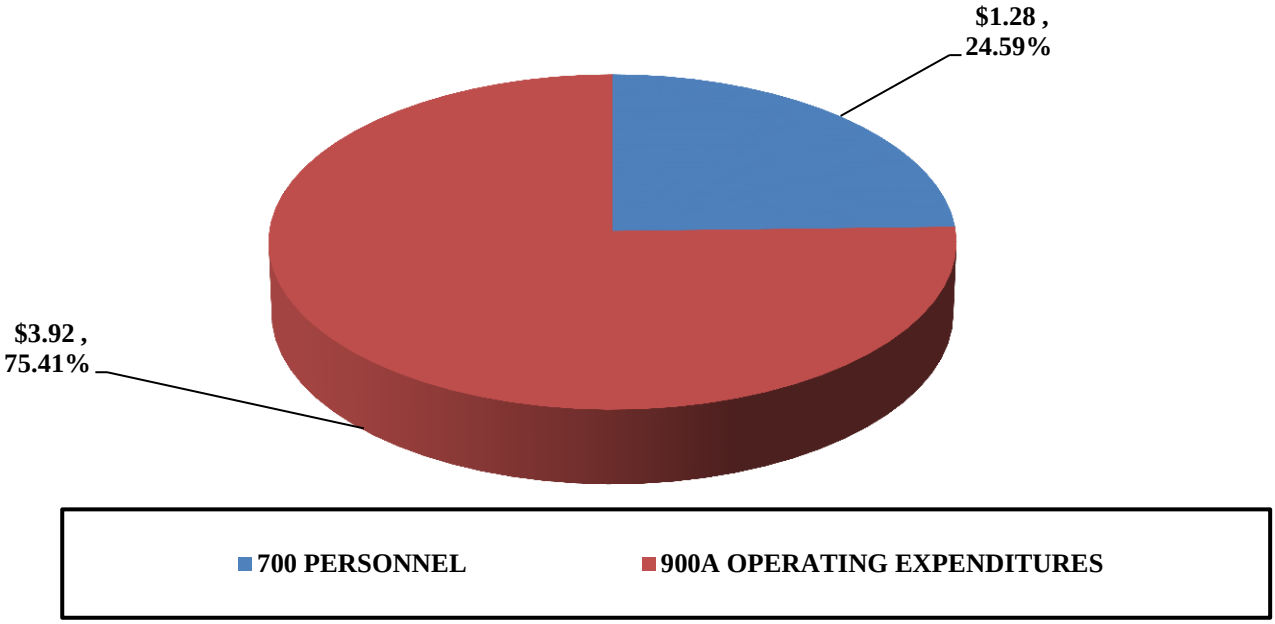

EXPENDITURE TREND ANALYSIS
FISCAL YEAR 2016-2017 THROUGH 2020-2021

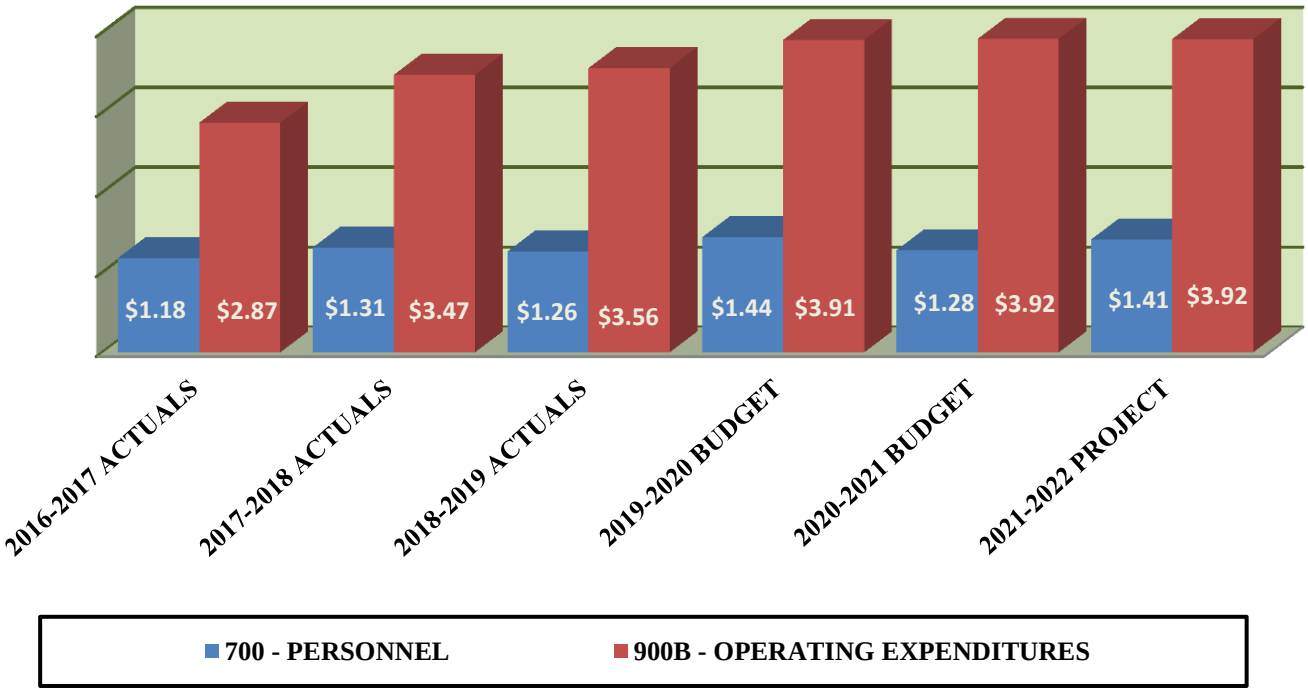

DEPARTMENT OF SENIOR SERVICES

MISSION

The Mission of the Department of Senior Services is to provide advocacy, nutrition services, and coordinate support services to enhance and maintain the quality of life for senior citizens in Wayne County.

Budget Summary All Funds				
	FY 2018-2019 Budget	**FY 2019-2020 Budget**	**FY 2020-2021 Budget**	**FY 2021-2022 Projected Budget**
Total Departmental Expenditures	$ 5,348,005	$ 5,346,170	$ 5,199,369	$ 5,329,558
Departmental Revenue				
Federal Grants and Contracts	2,193,445	2,154,015	2,165,763	2,165,763
State Grants and Contracts	959,448	1,062,704	1,062,361	1,062,361
Charges, Fees, and Fines	420,000	420,000	378,000	378,000
Other Revenue	45,600	45,600	50,000	50,000
Other Financing	(832,117)	-	-	-
Operating Transfers In	1,722,117	890,000	785,678	890,000
Total Revenue	$ 4,508,493	$ 4,572,319	$ 4,441,802	$ 4,546,124
General Fund General Purpose	$ 839,512	$ 773,851	$ 757,567	$ 783,434
Total Budgeted Positions	**9**	**9**	**9**	**9**

Contact: **Lisa Whitmore Davis,** Director
3600 Commerce Ct.- Wayne, MI. 48184 - Phone (734) 326-5520

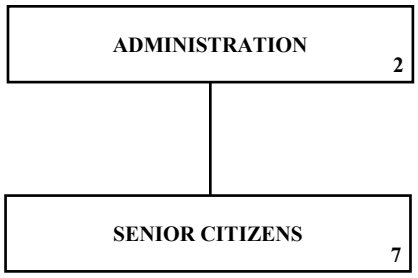

DEPARTMENT OF SENIOR SERVICES

MAJOR ACTIVITIES AND DESCRIPTIONS

ADMINISTRATION: Responsible for providing leadership, strategic direction, process improvement, and consultation to Senior Services Division throughout Wayne County. Engage in continuous activity and study to increase the efficient delivery of services and enhance the quality of life of all Wayne County's aging population.

Seniors Support Unit:
Continued emphasis on efficient delivery of services and focus on quality of life issues for Wayne County Seniors.

Provide oversight of Meals on Wheels program.

FISCAL YEAR 2019-2020 ACCOMPLISHMENTS AND HIGHLIGHTS

Seniors Support Unit:
Senior Citizens programs provided nearly one million home-delivered, congregate, and liquid meals to 3,200 eligible senior citizens in Western Wayne County and Downriver, enabling them to remain independent in their own homes and improving their quality of life.

NEW INITIATIVES FOR FISCAL YEAR 2020-2021

Continued emphasis on efficient delivery of services and focus on quality of life issues for Wayne County Seniors.

Increase emphasis on program efficiencies and implementation of streamlined processes.

IMPACT ON OPERATIONS

The Fiscal Year 2020-2021 budget for the Department of Senior Services represents a status quo budget.

DEPARTMENT OF SENIOR CITIZENS SERVICES

Financial Report

		FY 2018-2019 Budget	FY 2019-2020 Budget	FY 2020-2021 Budget	FY 2021-2022 Projected Budget
00101	**General Fund**				
672	**Community Programs**				
	Revenues				
	Federal Grants and Contracts	153,625	0	0	0
	Total Revenues	**$153,625**	**$0**	**$0**	**$0**
	Personnel	208,532	209,405	183,983	204,425
	Fringe Benefits	63,019	66,928	64,166	65,885
	Pension	61,188	64,271	52,280	54,617
	Materials and Supplies	330	330	400	400
	Services and Contractual Serv	637,330	380,296	404,162	404,161
	Travel	720	720	720	720
	Operating Expenses	2,018	1,901	1,856	3,226
	Other Charges	20,000	50,000	50,000	50,000
	Total Expenditures	**$993,137**	**$773,851**	**$757,567**	**$783,434**
00223	**HCS - Nutrition**				
672	**Seniors - Clinic Programs**				
	Revenues				
	Federal Grants and Contracts	2,039,820	2,154,015	2,165,763	2,165,763
	State Grants and Contracts	959,448	1,062,704	1,062,361	1,062,361
	Charges, Fees, and Fines	420,000	420,000	378,000	378,000
	Other Revenue	45,600	45,600	50,000	50,000
	Other Financing	(832,117)	0	0	0
	Operating Transfers In	1,722,117	890,000	785,678	890,000
	Total Revenues	**$4,354,868**	**$4,572,319**	**$4,441,802**	**$4,546,124**
	Expenditures				
	Personnel	767,023	874,981	793,218	871,539
	Fringe Benefits	135,417	114,476	98,105	116,929
	Pension	98,283	103,749	81,960	89,575
	Materials and Supplies	381,012	366,712	334,100	334,100
	Services and Contractual Serv	2,698,587	2,823,158	2,857,551	2,853,021
	Travel	125,000	126,000	126,000	126,000
	Operating Expenses	13,546	16,718	14,868	18,960
	Rentals	36,000	36,000	36,000	36,000
	Other Charges	100,000	100,000	100,000	100,000
	Non Capital Assets	0	10,525	0	0
	Total Expenditures	**$4,354,868**	**$4,572,319**	**$4,441,802**	**$4,546,124**

DEPARTMENT OF SENIOR CITIZENS SERVICES

Financial Report

	FY 2018-2019 Budget	FY 2019-2020 Budget	FY 2020-2021 Budget	FY 2021-2022 Projected Budget
TOTAL DEPARTMENTAL REVENUES	**$4,508,493**	**$4,572,319**	**$4,441,802**	**$4,546,124**
TOTAL DEPARTMENTAL EXPENDITURES	**$5,348,005**	**$5,346,170**	**$5,199,369**	**$5,329,558**
GENERAL FUND SUBSIDY	**$839,512**	**$773,851**	**$757,567**	**$783,434**

Summary of Positions

		FY 2018-2019 Budget	FY 2019-2020 Budget	FY 2020-2021 Budget	FY 2021-2022 Projected Budget
101	**GENERAL FUND**				
672	**SENIOR CITIZEN SERVICES**				
	ELECTED AND EXECUTIVE	1	1	1	1
	SUPPORT STAFF	1	1	1	1
	TOTAL POSITIONS	2	2	2	2
223	**HHS - NUTRTION**				
601	**NUTRITION SERVICES**				
	ELECTED AND EXECUTIVE	1	1	1	1
	SUPERVISORY AND PROFESSIONAL	5	4	4	4
	SUPPORT STAFF	1	2	2	2
	TOTAL POSITIONS	7	7	7	7
	TOTAL DEPARTMENTAL POSITIONS	9	9	9	9

DEPARTMENT OF SENIOR SERVICES

BUDGET CHANGE AND HIGHLIGHTS FY2020-2021

	Increase / Decrease from 2019-20 Adopted Budget	Description of Change
REVENUES		
Federal Grants and Contracts	11,748	Increase in Federal Grant-Other
State Grants and Contracts	(343)	Decrease in State Grants
Charges, Fees, and Fines	(42,000)	Decrease in Donations
Other Revenue	4,400	Increase in Other Revenue
Other Financing	(104,322)	Decrease for Nutrition Services
TOTAL REVENUES	$ (130,517)	
EXPENDITURES		
Personnel	(107,185)	Cares Act Reimbursements in FY 2021
Fringe Benefits	(19,133)	Based on published rates
Pension	(33,780)	Cares Act Reimbursements in FY 2021
Materials and Supplies	(32,542)	Decrease in Printing and Binding and On-demand Supplies.
Services and Contractual Services	58,259	Increase in M&B-Finance
Operating Expenses	(1,895)	Decrease in Insurance & Bonds
Non Capital Assets	(10,525)	Decrease Machinery/Computer Equipment
TOTAL EXPENDITURES	$ (146,801)	
GENERAL FUND GENERAL PURPO	$ (16,284)	

This page intentionally left blank.

Adopted Budget FY 2020-2021
and
Projected FY 2021-2022

WAYNE COUNTY
SHERIFF'S OFFICE

EXPENDITURE ANALYSIS
FISCAL YEAR 2020-2021
(In Millions)

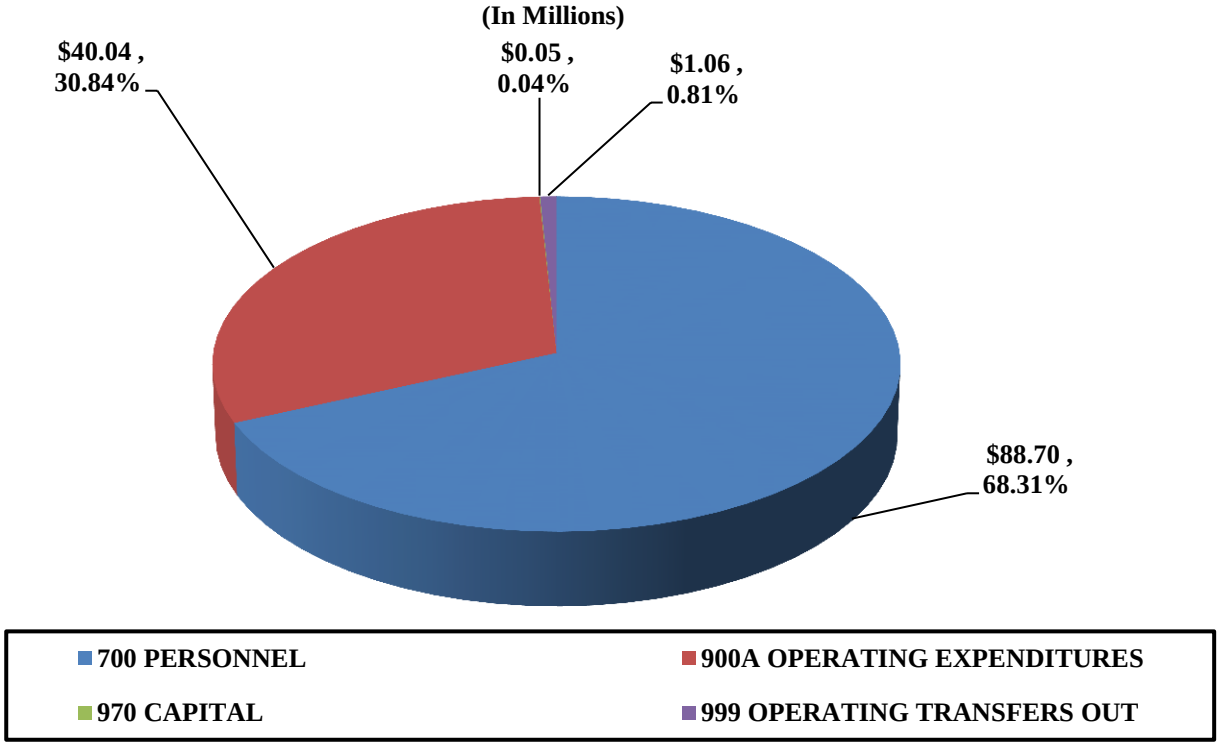

EXPENDITURE TREND ANALYSIS
FISCAL YEAR 2016-2017 THROUGH 2020-2021

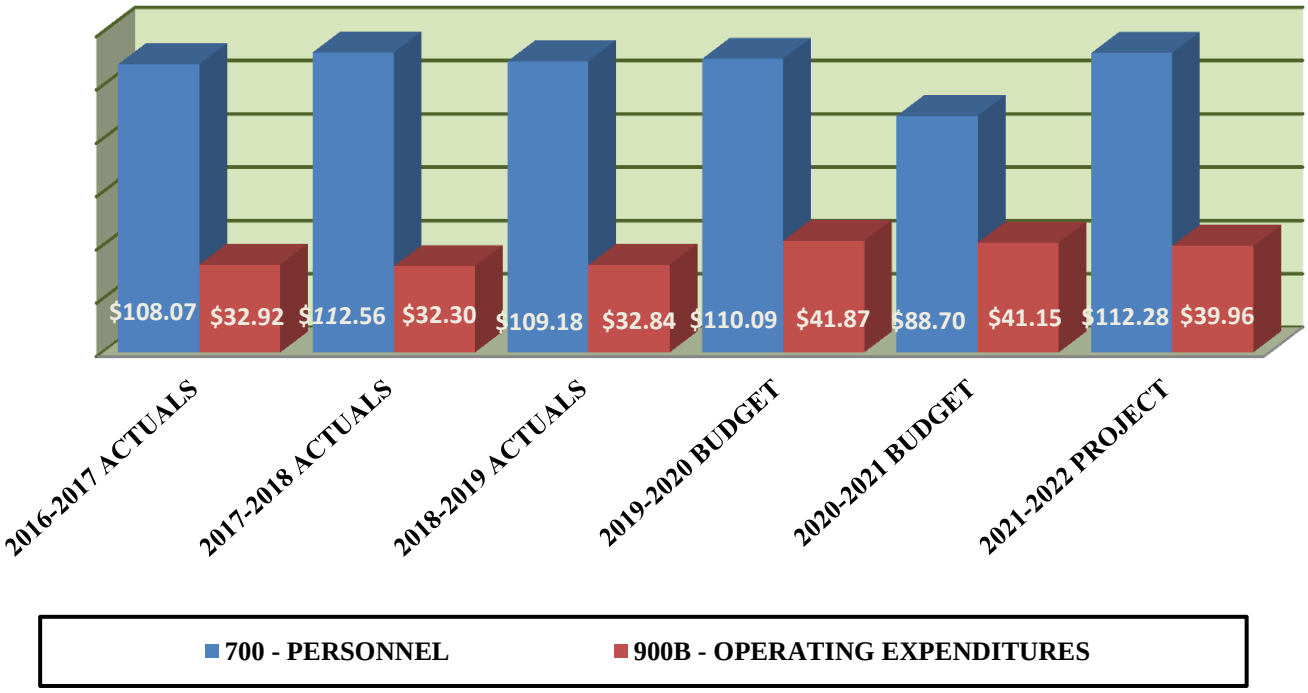

SHERIFF'S OFFICE

MISSION

The Mission of the Office of the Sheriff is to provide quality law enforcement, safe, secure and humane detention facilities, security for the courts and the service of legal process and orders of the court for citizens, the public and detainees entrusted to the Sheriff's Office care, so they will be safe-guarded and enjoy an enhanced quality of life.

Budget Summary All Funds

	FY 2018-2019 Budget	FY 2019-2020 Budget	FY 2020-2021 Budget	FY 2021-2022 Projected Budget
Total Departmental Expenditures	$ 147,461,988	$ 151,960,935	$ 129,849,840	$ 152,239,245
Departmental Revenue				
Federal Grants and Contracts	1,559,991	1,467,276	1,478,972	208,111
State Grants and Contracts	2,040,662	1,490,067	1,056,606	1,056,606
Local Grants and Contracts	60,000	-	-	-
Charges, Fees, and Fines	12,259,221	15,119,085	12,954,122	13,463,974
Other Revenue	20,807,582	21,126,379	17,401,831	22,261,657
Other Financing	4,301,091	4,694,145	4,509,986	4,814,563
Operating Transfers In	1,084,009	1,141,130	1,055,175	1,137,729
Total Revenue	$ 42,112,556	$ 45,038,082	$ 38,456,692	$ 42,942,640
General Fund General Purpose	$ 105,349,432	$ 106,922,853	$ 91,393,148	$ 109,296,605
Total Budgeted Positions	**1,059**	**1,094**	**1,095**	**1,095**

Contact: **Benny N. Napoleon,** County Sheriff
4747 Woodward Ave. - Detroit, MI. 48201 - Phone (313) 224-2233

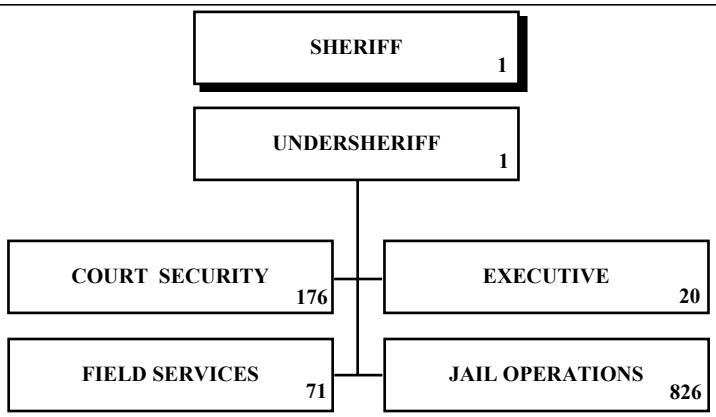

SHERIFF'S OFFICE

MAJOR ACTIVITIES AND DESCRIPTIONS

DIVISION OF COURTS: The Court Division maintains security and order in the courtrooms of the Third Circuit and Wayne County Probate Courts and transports prisoners between the courts and the jails.

CIVIL PROCESS UNIT: This unit serves summons and complaints, subpoenas, personal protection orders (PPOs) and any other civil writs and processes issued by any court of record. Performs mortgage foreclosure sales and processes sale adjournments. Executes requests and orders to seize property, orders of eviction, and other post -judgment collection remedies.

FRIEND OF THE COURT ENFORCEMENT: The Friend of the Court Enforcement Unit locates and arrests individuals who are delinquent in paying court-ordered child support.

FELONY WARRANTS: The Felony Warrant section tracks down fugitives and serves arrest warrants from the Third Circuit Court. This section also assists out-of-state agencies in serving felony warrants.

EXECUTIVE DIVISION: The Sheriff, Undersheriff, Chief of Staff, Chiefs, Deputy Chiefs, Director of Administration, Legal Advisor, Public Information Officer, and Commanders provide the general direction, coordination and control of the work products of the divisions.

FINANCE, PERSONNEL AND MATERIALS MANAGEMENT: These administrative support units report to the Director of Administration and provide vital services to the other divisions, such as budget projections, billings, payroll, materials management, and personnel management.

POLICE DISCIPLINE: The Police Discipline Unit oversees the discipline process for all personnel in accordance with collective bargaining agreements. It conducts administrative hearings and, when appropriate, seeks disciplinary sanctions against officers who violate the law or departmental rules and regulations.

TRAINING: The Training Unit is responsible for providing all divisions with jailer, academy and in-service training. Specific duties include scheduling of training programs, development of programs and coordination of the Field Training Office Program.

COMMUNITY RELATIONS: Responsible for developing and maintaining programs in the area of police community relations. Members make presentations to groups of all age levels on a variety of topics including crime prevention, school safety, drunk driving, handgun safety, and drug education. Members also prepare and staff displays at public events.

DIVISION OF FIELD SERVICE: This Division provides a full range of law enforcement services including crime prevention, investigation of criminal activity, apprehension of law and ordinance violators, patrol of County Parks and waterways and other public safety programs.

PATROL AND INVESTIGATION: The Patrol and Investigation Unit (Field Services) provides law enforcement service to all areas of Wayne County and County Parks. The division's objectives are to plan, establish, direct and control the policy and programs designed to provide for the prevention of crime, the enforcement of laws, the apprehension of offenders, the protection of life and property, and the preservation of public peace.

PARK PATROL: The Park Patrol Unit has the primary purpose of foot, vehicle and mounted unit patrol to enforce criminal laws and the enforcement of Wayne County Park System Rules and Regulations. They provide:

- Visible patrols of Wayne County Parks, which acts as a deterrent to crime.
- Investigation and reporting traffic crashes in the Wayne County Parks.
- Taking appropriate action against violators of criminal laws.
- Issuing verbal warnings and written citations for violations of Michigan Vehicle Code to motorist in the Wayne County Parks.
- Marking and reporting abandoned vehicles in Wayne County Parks.
- Providing emergency assistance.

SECONDARY ROAD PATROL: The Secondary Road Patrol has the primary duty of law enforcement. This is a State funded unit, which provides traffic enforcement and accident investigation on secondary roads and highways within the townships and communities requesting this service.

DRUG ENFORCEMENT UNIT: Through covert operations, the Drug Enforcement Unit enforces state drug laws throughout the Gov. and acts in concert with Federal Law Enforcement agencies for the betterment of the citizens of the County of Wayne and its residents.

SHERIFF'S OFFICE

***MAJOR ACTIVITIES AND DESCRIPTIONS** continued*

CCW UNIT: In December 2015 CCW/Gun Boards were eliminated and the Michigan State Police now perform the functions of the Gun Boards. The Sheriff's Office now only fingerprints the applicant for a $15 fee. This Unit works in cooperation with the Training Unit to provide gun safety programs to the general public.

MUNICIPAL SUPPORT ENFORCEMENT UNIT (MSEU): Through intergovernmental agreements, municipalities benefit from the assistance to their Police Departments or Public Safety Units by the Sheriff's MSEU issuing citations for enforcement of traffic laws set forth under certain Municipality Ordinances for the protection of city streets and/or water ways from violations of those Ordinances. In addition, the Sheriff's MSEU reduces traffic crashes, serious injuries, property damage and ensures the safe transportation of hazardous materials upon the highways of Wayne County by their focus on commercial vehicle enforcement.

MARINE SAFETY UNIT: The Sheriff's Marine Unit is responsible for patrolling all waters in the County of Wayne, which includes Lake St. Clair, the Detroit River, Lake Erie and Belleville Lake. All Marine Unit officers are trained in the operation of powerboats for patrol and rescue and accident investigation. The majority of the officers assigned to this unit are on a seasonal basis.

DIVE TEAM: The Dive Team is responsible for the recovery of drowning victims within Wayne County. They also assist the U.S. Border Patrol in the area of Homeland Security along the U.S.A./Canadian Border. The officers are assigned to the unit on a part-time basis.

DISPATCH AND COMMUNICATION CENTER: The Dispatch and Communication Center is a 24/7 service center utilizing an advanced computer aided dispatch system (CAD). The system provides dispatch, communication and records management for the Department. The Sheriff's Office is a significant participant in the regional CAD system and is one of the founding members of the southern Wayne County information system consortium. Dispatch has implemented a new digital radio system providing statewide coverage and interoperability with other agencies.

DIVISION OF THE JAILS: The Sheriff's Office operates three jail facilities for the detention of persons charged with offenses awaiting examination or pre-trial, as well as persons sentenced to jail after conviction. These facilities provide special areas for violent inmates requiring maximum security and mentally ill inmates needing intensive supervision and psychiatric care. The Jail Divisions include major activities or units for jail security, inmate booking and registry, reception diagnostic/medical/hospital, inmate transportation, food preparation, laundry, sanitation and maintenance.

SPECIAL OPERATIONS:
SPECIAL RESPONSE TEAM (SRT): The SRT provides tactical response to non-routine situations including hostage incidents, armed barricade suspects, service of high-risk warrants and other operations requiring specialized tactical response. The purpose of the SRT is to handle high-risk operations in a manner that reduces the chance of violence, injury or death. The SRT is the primary tactical first responder for the Wayne County Department of Homeland Security.

WAYNE COUNTY COMMUNITY COLLEGE DISTRICT (WCCCD): The Sheriff's Office provides security and law enforcement services to the Wayne County Community College District. The services are fully paid for by the College.

SPECIAL PROJECTS: The Sheriff's Office will continue to participate in external and grant funded projects including the Multi-Jurisdictional Task Force project and other non-general fund law enforcement initiatives.

The Sheriff's Office has a partnership with the Michigan Department of Corrections (MDOC) for the P.A. 511 program which apprehends probation violators referred to the Sheriff's Office by MDOC. The offender is apprehended and returned to MDOC prison system. A per apprehension fee is paid to the Sheriff's Office for this initiative.

DEEDS FRAUD UNIT: The Sheriff's Deputy assigned to the Deeds Fraud Unit works closely with the Register of Deeds to investigate alleged criminality associated with fraudulent purchase, recording and ownership of real estate in the County of Wayne. Often these criminals are using "straw-purchasers" to facilitate the criminal transaction. They are often times arrested at the closing of a real estate transaction at Title Companies or Real Estate offices.

SHERIFF'S OFFICE

FISCAL YEAR 2019-2020 ACCOMPLISHMENTS AND HIGHLIGHTS

The Sheriff's Office recognized the need to develop strategies and efficiencies to maintain a balanced budget without compromising the health, safety and welfare of the inmates, staff and community. A major accomplishment in FY16 was the successful negotiation of the new Jail Consent Order in which all parties agreed to the staffing and operations of the Jails. An extension of that negotiation also resulted in a separate agreement regarding the assignment and deployment of Officers in other areas of the Sheriff's Office. Monthly collaboration meetings between Sheriff and CEO staff continue to be very productive in identifying other efficiencies in the Sheriff's operations. For FY18, the Sheriff's Office working with Corporation Counsel consolidated all the Consent Orders into one significant document so that all the stakeholders know what the requirements are for implementation of the Consent Order.

Although the FY19 budget provided adequate staffing levels, the vacancy rate continues to hover over 260. This causes unfavorable overtime line item that is primarily offset by savings in salaries and fringes.

FY19 has seen consistently lower population levels for two years in a row. The average daily population (ADP) in FY19 was 1,634. The lower population levels have allowed for the closing of housing units resulting in year over year overtime reduction.

The major initiative to reduce the jail population has been the use of electronic monitoring program or tethers. The tether program average daily total of participants being monitored in 2019 is in excess of 630. It has saved 237,250 jail bed days or $30 million savings to the General Fund.

The number of enrollments on tether for felony charge was reduced relative to the previous year. The pretrial referrals from the out-county district courts increase for the fifth straight year. This demonstrates the support and confidence the Judges have in the success of the tether program.

The overall successful completion rate continues a positive trend. A successful completion is considered any program release that is not due to a participants either absconding or being arrested and returned to jail on a violation. The use of Deputies as dedicated case managers is a strategy for having a probation style case managed. This creates a unique one-on-one relationship of participant/police officer that has clearly had a positive effect on compliance and low absconder rates in the future. The Deputies will be replaced over time with Project Consultants who are retired police officers in order to redeploy the Deputies to other assignments in the Jails.

In FY19 the average use of residential rehabilitation, serving as an alternative to incarceration, was approximately 30 inmate beds per day. This alternate allowed the release of on average 30 inmates to facilities that provided both shelter and support services. It is expected the program that will expand further in FY19. On average the program saves 11,000 jail bed days.

Another initiative reducing the inmate population and the continuation of our policy limiting the population is the reduction of U.S. Marshal population in the Jails. Although the population reduction resulted in the savings of 54,750 jail bed days, it also cost the general fund $7.9 million in lost revenue.

The Wayne County Jail is one of the largest mental health care facilities in the State of Michigan. The mental health issues faced by jail inmates put an enormous stress both on jail staff and on the inmates. Jail Mental Health working with Jail management has developed protocols to expedite the release of inmates on a mental health discharge plan. Adequate community mental health resources could further expedite administrative jail release.

Collaboration with local law enforcement through various field operations allows for a team approach to crime prevention, enforcement of laws, apprehension of offenders, the protection of life and property and the preservation of public peace. The initiatives funded through grants, contracts and external revenue allow for enhancement of public safety in Wayne County.

The Central Transportation Unit (CTU) transported approximately 155 prisoners to MDOC facilities and picked up approximately 495 for return trip to court hearings. CTU delivered approximately 8,123 inmates to the District Courts and picked up approximately 6,430 CTU also transported approximately 12,723 prisoners to and from the 36th Circuit Court.

The implementation of the federal law PREA – Prison Rate Elimination Act required an expansion of our operations to ensure compliance with the Act. The PREA Act is designed to prevent sexual assault in jails and prisons. The program implementation began in FY15 and will require continued resources to implement the program.

The Sheriff's Office primary focus for FY 2018-2019 was to continue to implement cost saving initiatives in the operation of the agency. With 94% of the GFGP funding for the Sheriff's Office dedication to Jail operations and jail related supportive services, efforts to reduce costs in the Jails is of the highest priority.

- Recruitment efforts continue to result in an increase

SHERIFF'S OFFICE

***FISCAL YEAR 2019-2020 ACCOMPLISHMENTS AND HIGHLIGHTS** continued*

in applicants to the Sheriff's Office. The separation of existing staff continue to offset the hiring of new staff.

- In cooperation with Central Personnel, the realignment of the police officer application process has resulted in increased number of applicants.

- The Video Conferencing Project for the 3rd Circuit Court, 17 District Courts, MDOC and the Prosecutor's Office began in FY15 and has been completed. It resulted in a reduction in the need to transport inmates to the various courts. Annual savings is estimated to be $600,000.

- As an alternative to incarceration residential rehabilitation beds provide wrap-around services to individuals who would otherwise be housed in the Jails.

- The Jail Management System has been operational since late 2016. The system manages all aspects of the Jail operations from booking through release. It supports the classification, housing, movement, scheduling, intake/release and daily activity of the inmate population. It integrates with other critical systems including inmate phone system, fingerprints, courts, electronic medical records, LEIN, VINE, and NCIC.

- An RFP for the Tether services went out and three vendors were awarded contracts.. The new contracts are expected to save nearly $500,000 per year. Sheriff's Office tether staff have been reduced to 2 Sgt. and 6 Deputies assigned to the Enforcement Unit, 13 Deputies to the Case Management Unit (1-45 Case Manager to Participants), and, 1 Sgt. assigned to supervise the tether contract.

- Commissary services were privatized in FY15 in order to expand revenue and reduce impact on the General Fund. The contract realigned services with kiosk, on-line ordering and adding dollars to the inmate accounts.

- Reassignment of Deputies to vacancies in the Jails was completed in March 2016 after the hiring of 18 civilians to perform work previously performed by Deputies as provided in the new Collective Bargaining Agreement. The Sheriff's Office continues to review other positions including 14 FTEs in the Courts to hire retired law enforcement officers in order to reassign existing Court Deputies to the Jails.

NEW INITIATIVES FOR FISCAL YEAR 2020-2021

The Sheriff's Office primary focus for FY 2020-2021 will be to continue to implement cost saving initiatives. The main focus will be the Jails as over 94% of the GFGP funding is for Jail operations and jail related support services.

- Continue to assist Central Personnel to increase recruitment of Police Officers to fill all vacancies and create a 50 FTE Temporary Pool staff. This would result in the savings of millions of dollars currently spent on overtime because of the nearly 260 vacancies.

- Continue to evaluate and recommend realignment of Jail staff to ensure the highest level of efficiencies and cost savings.

- Continue to realign certain Court staff inclusive of part-time police officers to ensure the highest level of efficiencies and cost savings.

- Replacement of police personnel in certain areas agreed upon in the Collective Bargaining Agreement between the County and POAM with civilian personnel.

- Continue to work with CEO Team on prioritizing short term Jail capital projects to improve the health, safety and welfare of the staff and inmate until the move to the New Jail.

- Expand grant opportunities to increase law enforcement services to the communities.

- Procure a dedicated E-Learning system to ensure compliance with the consent order mandated 24 hours of training, and the Michigan Sheriff's Coordinating and Training Council (MSCTC) 20 hours training mandate. The existing LMS is not SCORM compatible and has significant and mandated training requirements.

- Issue RFPs to ensure the Sheriff's Office enters into contracts for consumables, ammunition and services.

SHERIFF'S OFFICE

IMPACT ON OPERATIONS

The Sheriff's Office will continue to implement cost saving measures to ensure the delivery of the most effective and efficient law enforcement services. Incremental improvements of technology systems throughout the agency have and will improve efficiencies of certain aspects of the operation. Continue to realign staff in the Jails and Courts to create efficiencies and costs savings and filling of the vacancies within the Jails will allow for the reduction of overtime costs at the Jails.

OFFICE OF THE COUNTY SHERIFF

Financial Report

		FY 2018-2019 Budget	FY 2019-2020 Budget	FY 2020-2021 Budget	FY 2021-2022 Projected Budget
00101	**General Fund**				
305	**Sheriff Executive**				
	Revenues				
	Local Grants and Contracts	60,000	0	0	0
	Charges, Fees, and Fines	5,000	5,000	5,000	5,000
	Total Revenues	**$65,000**	**$5,000**	**$5,000**	**$5,000**
	Expenditures				
	Personnel	1,918,401	1,948,270	1,558,344	2,005,948
	Fringe Benefits	586,908	659,541	551,375	701,177
	Pension	562,216	595,757	459,150	534,189
	Materials and Supplies	33,500	38,500	37,600	37,600
	Services and Contractual Serv	1,041,424	814,089	698,788	705,881
	Travel	7,864	17,864	12,864	12,864
	Operating Expenses	75,432	74,557	73,746	87,850
	Rentals	460,598	460,598	460,598	460,598
	Other Charges	20,432	37,368	35,608	35,608
	Non Capital Assets	0	0	1,760	1,760
	Total Expenditures	**$4,706,775**	**$4,646,544**	**$3,889,833**	**$4,583,475**
00101	**General Fund**				
306	**Sheriff Court Services**				
	Revenues				
	Charges, Fees, and Fines	1,000	1,000	1,000	1,000
	Other Revenue	20,724,082	21,042,879	17,318,331	22,178,157
	Total Revenues	**$20,725,082**	**$21,043,879**	**$17,319,331**	**$22,179,157**
	Expenditures				
	Personnel	11,311,559	11,316,401	9,543,246	12,022,344
	Fringe Benefits	3,213,004	3,594,748	2,752,241	3,947,693
	Pension	3,153,133	3,300,916	2,055,734	3,052,597
	Materials and Supplies	196,650	192,500	201,000	201,000
	Services and Contractual Serv	2,697,372	2,491,393	2,601,309	2,700,611
	Travel	1,500	1,500	1,500	1,500
	Operating Expenses	128,833	124,091	122,921	212,032
	Rentals	16,931	16,230	16,230	16,230
	Other Charges	6,100	6,100	6,100	6,100
	Non Capital Assets	0	0	19,050	19,050
	Total Expenditures	**$20,725,082**	**$21,043,879**	**$17,319,331**	**$22,179,157**
00101	**General Fund**				
350	**Sheriff Non-Jail Services**				
	Revenues				
	Federal Grants and Contracts	172,260	119,545	118,111	118,111
	State Grants and Contracts	1,411,451	1,370,067	936,606	936,606
	Charges, Fees, and Fines	2,005,306	1,950,339	1,787,000	1,787,000
	Total Revenues	**$3,589,017**	**$3,439,951**	**$2,841,717**	**$2,841,717**

OFFICE OF THE COUNTY SHERIFF

Financial Report

		FY 2018-2019 Budget	FY 2019-2020 Budget	FY 2020-2021 Budget	FY 2021-2022 Projected Budget
	Expenditures				
	Personnel	2,924,618	2,786,443	2,148,001	2,620,678
	Fringe Benefits	763,650	799,047	571,981	758,115
	Pension	854,000	849,601	508,043	695,307
	Materials and Supplies	247,773	206,706	189,357	189,357
	Services and Contractual Serv	1,240,541	1,214,465	1,081,059	1,160,264
	Travel	2,200	2,200	2,200	2,200
	Operating Expenses	143,465	166,063	138,529	147,587
	Rentals	6,400	6,400	7,600	7,600
	Other Charges	125,179	169,597	367,403	77,045
	Capital	50,000	0	0	0
	Total Expenditures	**$6,357,826**	**$6,200,522**	**$5,014,173**	**$5,658,153**
00101	**General Fund**				
351	**County Jail**				
	Revenues				
	Federal Grants and Contracts	90,000	50,000	90,000	90,000
	Charges, Fees, and Fines	4,135,250	7,178,105	5,565,367	5,597,031
	Other Revenue	83,500	83,500	83,500	83,500
	Operating Transfers In	1,084,009	1,141,130	1,055,175	1,137,729
	Total Revenues	**$5,392,759**	**$8,452,735**	**$6,794,042**	**$6,908,260**
	Expenditures				
	Personnel	48,552,674	50,338,726	42,595,183	52,371,902
	Fringe Benefits	13,186,132	14,269,421	11,674,897	15,176,732
	Pension	14,108,994	15,216,340	10,729,718	13,647,903
	Materials and Supplies	6,049,350	6,255,437	5,471,617	5,471,617
	Services and Contractual Serv	16,970,639	17,540,854	17,690,335	17,940,365
	Travel	57,920	44,340	38,722	38,722
	Operating Expenses	4,064,506	3,969,163	3,538,390	3,771,674
	Rentals	56,000	56,000	56,000	56,000
	Other Charges	285,392	283,192	249,846	249,846
	Non Capital Assets	0	0	85,193	85,193
	Total Expenditures	**$103,331,607**	**$107,973,473**	**$92,129,901**	**$108,809,954**
00265	**Drug Enforcement Program Fund**				
313	**Sheriff Drug Enforcement**				
	Revenues				
	State Grants and Contracts	509,211	0	0	0
	Charges, Fees, and Fines	789,400	882,000	882,000	882,000
	Other Financing	0	160,000	0	0
	Total Revenues	**$1,298,611**	**$1,042,000**	**$882,000**	**$882,000**
	Expenditures				
	Personnel	431,002	345,755	277,069	356,392
	Fringe Benefits	78,985	78,829	66,277	84,538
	Pension	126,889	91,983	69,557	82,943
	Materials and Supplies	55,000	38,758	31,625	31,625
	Services and Contractual Serv	228,281	239,875	210,716	220,173
	Travel	0	0	2,085	2,085
	Operating Expenses	22,104	38,221	88,185	89,725
	Other Charges	243,350	198,579	136,486	14,519
	Capital	113,000	10,000	0	0
	Total Expenditures	**$1,298,611**	**$1,042,000**	**$882,000**	**$882,000**

OFFICE OF THE COUNTY SHERIFF

Financial Report

		FY 2018-2019 Budget	FY 2019-2020 Budget	FY 2020-2021 Budget	FY 2021-2022 Projected Budget
00266 307	**Law Enforcement Sheriff Field Services**				
	Revenues				
	Charges, Fees, and Fines	2,982,043	2,748,394	2,404,008	2,882,196
	Other Financing	81,476	21,406	176,525	176,525
	Total Revenues	**$3,063,519**	**$2,769,800**	**$2,580,533**	**$3,058,721**
	Expenditures				
	Personnel	1,376,432	1,334,562	1,021,693	1,370,108
	Fringe Benefits	394,468	418,772	304,228	443,319
	Pension	401,809	406,128	264,544	363,142
	Materials and Supplies	43,600	47,000	46,800	46,800
	Services and Contractual Serv	452,123	176,950	223,378	227,516
	Travel	27,925	27,925	42,925	42,925
	Operating Expenses	26,203	25,072	54,665	63,129
	Other Charges	291,959	284,391	466,800	346,282
	Capital	49,000	49,000	49,000	49,000
	Non Capital Assets	0	0	106,500	106,500
	Total Expenditures	**$3,063,519**	**$2,769,800**	**$2,580,533**	**$3,058,721**
00266 317	**Law Enforcement Sheriff Grants**				
	Revenues				
	Federal Grants and Contracts	1,297,731	1,297,731	1,270,861	0
	Other Financing	3,641,956	3,868,040	4,005,561	4,041,412
	Total Revenues	**$4,939,687**	**$5,165,771**	**$5,276,422**	**$4,041,412**
	Expenditures				
	Personnel	82,650	82,650	82,000	82,000
	Fringe Benefits	25,558	26,298	28,287	29,348
	Pension	24,288	25,325	25,325	25,940
	Operating Expenses	1,617	0	756	1,314
	Other Charges	4,805,574	5,031,498	5,140,054	3,902,810
	Total Expenditures	**$4,939,687**	**$5,165,771**	**$5,276,422**	**$4,041,412**
00266 321	**Law Enforcement Sheriff Training**				
	Revenues				
	State Grants and Contracts	120,000	120,000	120,000	120,000
	Charges, Fees, and Fines	131,664	151,189	151,189	151,189
	Other Financing	0	60,866	0	0
	Total Revenues	**$251,664**	**$332,055**	**$271,189**	**$271,189**
	Expenditures				
	Services and Contractual Serv	817	342	7,396	7,396
	Travel	35,000	25,000	25,000	25,000
	Other Charges	215,847	306,713	238,793	238,793
	Total Expenditures	**$251,664**	**$332,055**	**$271,189**	**$271,189**

OFFICE OF THE COUNTY SHERIFF

Financial Report

		FY 2018-2019 Budget	FY 2019-2020 Budget	FY 2020-2021 Budget	FY 2021-2022 Projected Budget
00575	**Jail Commissary Fund**				
351	**County Jail Commissary**				
	Revenues				
	Charges, Fees, and Fines	2,209,558	2,203,058	2,158,558	2,158,558
	Other Financing	577,659	583,833	327,900	596,626
	Total Revenues	**$2,787,217**	**$2,786,891**	**$2,486,458**	**$2,755,184**
	Expenditures				
	Personnel	627,209	674,528	532,592	671,602
	Fringe Benefits	194,441	220,005	189,588	220,948
	Pension	183,938	192,826	151,592	166,212
	Materials and Supplies	174,000	171,070	149,000	149,000
	Services and Contractual Serv	310,413	170,785	195,973	197,155
	Travel	1,420	1,894	1,894	1,894
	Operating Expenses	6,124	5,757	5,730	5,730
	Other Charges	205,663	208,896	204,914	204,914
	Operating Transfers Out	1,084,009	1,141,130	1,055,175	1,137,729
	Total Expenditures	**$2,787,217**	**$2,786,891**	**$2,486,458**	**$2,755,184**
TOTAL DEPARTMENTAL REVENUES		**$42,112,556**	**$45,038,082**	**$38,456,692**	**$42,942,640**
TOTAL DEPARTMENTAL EXPENDITURES		**$147,461,988**	**$151,960,935**	**$129,849,840**	**$152,239,245**
GENERAL FUND SUBSIDY		**$105,349,432**	**$106,922,853**	**$91,393,148**	**$109,296,605**

Summary of Positions

101	**GENERAL FUND**				
305	**SHERIFF ADMINISTRATION**				
	ELECTED AND EXECUTIVE	13	13	13	13
	SUPERVISORY AND PROFESSIONAL	7	7	7	7
	SUPPORT STAFF	2	2	2	2
	TOTAL POSITIONS	22	22	22	22
101	**GENERAL FUND**				
306	**SHERIFF COURT SECURITY**				
	SUPERVISORY AND PROFESSIONAL	15	15	17	17
	SUPPORT STAFF	161	161	161	161
	TOTAL POSITIONS	176	176	178	178
101	**GENERAL FUND**				
350	**SHERIFF NON JAIL OPERATIONS**				
	SUPERVISORY AND PROFESSIONAL	7	7	7	7
	SUPPORT STAFF	33	33	31	31
	TOTAL POSITIONS	40	40	38	38
101	**GENERAL FUND**				
351	**SHERIFF JAILS**				
	ELECTED AND EXECUTIVE	4	4	4	4
	SUPERVISORY AND PROFESSIONAL	98	98	98	98
	SUPPORT STAFF	688	723	724	724
	TOTAL POSITIONS	790	825	826	826

OFFICE OF THE COUNTY SHERIFF

Financial Report

		FY 2018-2019 Budget	FY 2019-2020 Budget	FY 2020-2021 Budget	FY 2021-2022 Projected Budget
265	**DRUG ENFORCEMENT**				
313	**SHERIFF FIELD SERVICES**				
	ELECTED AND EXECUTIVE	1	1	1	1
	SUPERVISORY AND PROFESSIONAL	1	1	1	1
	TOTAL POSITIONS	2	2	2	2
266	**LAW ENFORCEMENT**				
307	**SHERIFF FIELD SERVICES**				
	ELECTED AND EXECUTIVE	2	2	2	2
	SUPERVISORY AND PROFESSIONAL	4	4	4	4
	SUPPORT STAFF	13	13	13	13
	TOTAL POSITIONS	19	19	19	19
266	**LAW ENFORCEMENT**				
317	**SHERIFF GRANTS**				
	ELECTED AND EXECUTIVE	1	1	1	1
	TOTAL POSITIONS	1	1	1	1
575	**COUNTY JAIL**				
351	**JAIL COMMISSARY**				
	ELECTED AND EXECUTIVE	9	9	9	9
	TOTAL POSITIONS	9	9	9	9
	TOTAL DEPARTMENTAL POSITIONS	1059	1094	1095	1095

SHERIFF'S OFFICE

BUDGET CHANGE AND HIGHLIGHTS FY 2020-2021

	Increase / Decrease from 2019-20 Adopted Budget	Description of Change
REVENUES		
Federal Grants and Contracts	11,696	Increase County Jail grants
State Grants and Contracts	(433,461)	Decrease in secondary roads grants
Charges, Fees, and Fines	(2,164,963)	Decrease in charges for services related to Sheriff-Deeds Investigating and Communications Units, MIDC, Board of Prisoners-Federal/Local and commissary concession revenue
Other Revenue	(3,724,548)	Decrease in contractual police service
Other Financing	(184,159)	Decrease in use of fund balance related to JAG grant funds, Drug Enforcement Program and Jail Commissary Funds
Operating Transfers In	(85,955)	Decrease due to the transfer of funding from the Commissary Fund
TOTAL REVENUES	$ (6,581,390)	
EXPENDITURES		
Personnel	(11,069,207)	Cares Act Reimbursements in FY 2021
Fringe Benefits	(3,927,787)	Based on published rates
Pension	(6,415,213)	Cares Act Reimbursements in FY 2021
Materials and Supplies	(822,972)	Decrease in jail food provisions
Services and Contractual Services	60,201	Increase in professional services and various chargebacks
Travel	6,467	Increase in travel for conferences
Operating Expenses	(380,002)	Decrease in insurance and bonds and Cares Act Reimbursements in FY 2021
Rentals	1,200	Increase building rental Marine Law Enforcement
Other Charges	319,670	Increase in JAG grant funds and in-service training
Capital	(10,000)	Decrease in Machinery and Equipment
Non Capital Assets	212,503	Increase in computer equipment
Operating Transfers Out	(85,955)	Decrease is related to transfer of funds from the Jail Commissary to County Jail programs
TOTAL EXPENDITURES	$ (22,111,095)	
GENERAL FUND GENERAL PURPOSE	$ (15,529,705)	

SHERIFF'S OFFICE

Department Strategic Focus Areas

Focus Area	Objective	Measurement	Reporting Frequency	FY 18/19	FY 19/20 Current Result	FY 20/21 TARGET	Measurement As of Date
Public Safety	Provide quality law enforcement including but not limited to crime prevention, investigation of criminal activities, and apprehension of law violators.	Number of narcotics/offers to engage investigations.	Annual	4.3	4.8%	4.00%	3/23/2020
		Number of traffic stops conducted.	Annual	90%	42%	90%	3/23/2020
		Number of reports generated.	Monthly	<5%	0.63%	2%	3/23/2020
		Number of patrol sweeps conducted.	Monthly	<7	5.5	6%	3/23/2020
		Number of students trained on boat safety.	Monthly	65	80	80	3/23/2020
	Provide safe, secure and humane detention facilities.	Reduce the number of inmate assaults on staff and reduce the number of inmate-v-inmate figths and assaults.	Monthly	<10%	6.7%	7%	3/23/2020
		Work with County stakeholders to establish a real spend jail equipment, supply, and maintenance budget to reduce the number of inmate grievances in the area of sanitation and hygiene.	Monthly	95%	89.1%	95%	3/23/2020
	Provide security and order in the courtrooms including but not limited to prisoners transportation and secure judges chambers.	Work with court house stakeholders to lower incidents of assault and contraband by 10%.	Annual	25%	9.5%	25%	3/23/2020
		Maintain and improve timely transportation of inmates to all court proceedings in a safe and secure manner. And reduce the number of transportation vehicle accidents.	Monthly	10.0	13.9	10	3/23/2020
	Provide mortgage foreclosure services to the Communities.	Number of mortgage foreclosures processed.	Annual	25,000	1,539	1500	3/23/2020
		Number of mortgage foreclosures requiring processing.					
Public Safety	Collaborate with key criminal justice partners to increase the effective use of the jails resources.	Continue monthly and quartely collaboration meetings with internal and external stakeholders to improve inmate placement and transition for jail to treatment.	Continuous				
	Maintain effective community supervision of offenders on Electronic Monitoring, facilitate their successful compliance with court orders, and return offenders to jail when necessary to protect the public.	Lower absconder rate to 3% or less. Down from 4%.				2.75%	3/23/2020
	Provide professional, efficient and secure court facilities and services.	Work with POAM and 3317 unions to address employee concerns related to staffing, court operations, and other concerns.	Continuous				
	Maintain safe and secure jail facilities and a safe work environment for staff and inmates.	Improve safety and operation's efficiency by increasin and improving the delivery of incident specific inservice training for officers and staff in regards to emerging issues and challenges.	Continuous				
	Divert people with mental illness from the detention facilities to community resources.	Continue monthly and quartely collaboration meetings with internal and external stakeholders to improve inmate placement and transition from jail to treatment.	Continuous				

NOTE: The departments under the Wayne County Executive jurisdiction have been developing Strategic Planning data over the past few years, beginning in 2017-18 the process to include the other elected offices began and as such specific targets and dates may not be finalized.

This page intentionally left blank.

Adopted Budget FY 2020-2021
and
Projected FY 2021-2022

WAYNE COUNTY
INFORMATION TECHNOLOGY

EXPENDITURE ANALYSIS
FISCAL YEAR 2020-2021
(In Millions)

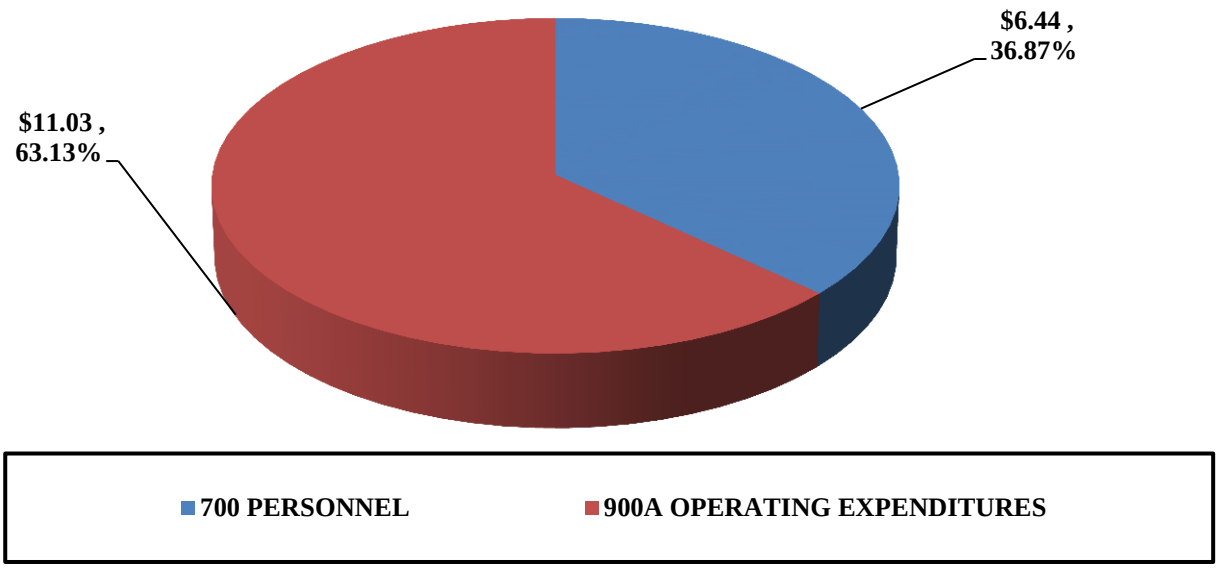

EXPENDITURE TREND ANALYSIS
FISCAL YEAR 2016-2017 THROUGH 2020-2021

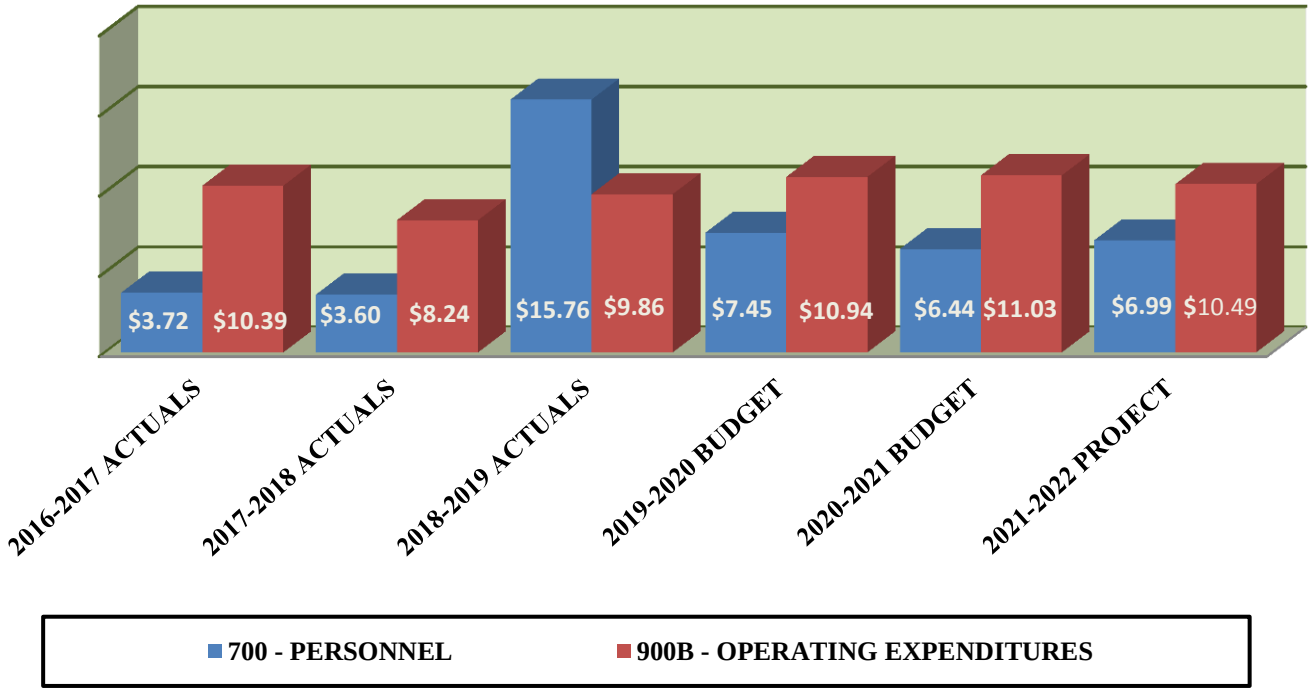

DEPARTMENT OF INFORMATION TECHNOLOGY

MISSION

The Mission of the Department of Technology is to provide exemplary business solutions using reliable and secure technology that drive efficient Wayne County government operations and deliver the highest quality of service and information to residents, businesses and visitors of Wayne County.

Budget Summary All Funds				
	FY 2018-2019 Budget	**FY 2019-2020 Budget**	**FY 2020-2021 Budget**	**FY 2021-2022 Projected Budget**
Total Departmental Expenditures	$ 18,633,404	$ 18,392,624	$ 17,477,700	$ 17,477,700
Departmental Revenue				
Charges, Fees, and Fines	18,633,404	18,392,624	17,477,700	17,477,700
Other Financing	-	-	-	-
Total Revenue	$ 18,633,404	$ 18,392,624	$ 17,477,700	$ 17,477,700
General Fund General Purpose	$ -	$ -	$ -	$ -
Total Budgeted Positions	**61**	**60**	**58**	**58**

Contact: **Carlos Perez,** Director
500 Griswold St., 13th Floor - Detroit, MI. 48226 - Phone (313) 224-8270

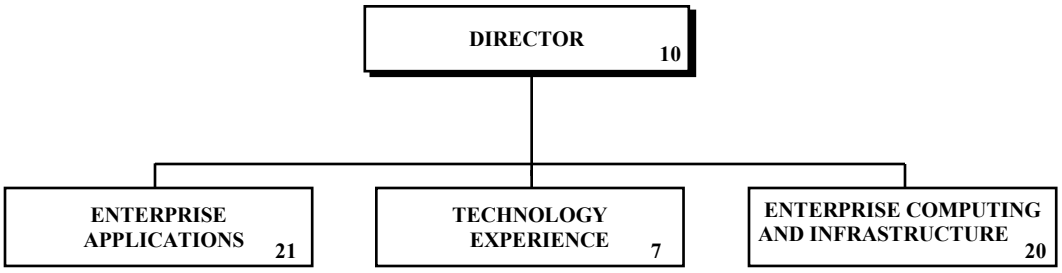

DEPARTMENT OF INFORMATION TECHNOLOGY

MAJOR ACTIVITIES AND DESCRIPTIONS

DIVISION OF ENTERPRISE APPLICATIONS: Responsible for the planning, selection, implementation and support of Executive department software applications and selected office software applications. This division is also responsible for Service Desk and web development for the County.

DIVISION OF ENTERPRISE COMPUTING AND INFRASTRUCTURE: Responsible for planning, selection, implementation and support of the County-wide computing platform and network. Specific areas include server administration, network infrastructure and operations, desktop deployment and support, telecommunication support and cyber security defenses.

DIVISION OF TECHNOLOGY EXPERIENCE: Responsible for the management of technology staffing, procurement, contract management, financial management and administration support for all Divisions in the Department of Technology. The division also provides business analysis and consultation for IT needs throughout the County.

DIVISION OF ENTERPRISE SECURITY: Responsible for cyber security defenses and avoiding network intrusions by detecting unusual network traffic and ensuring all security devises are working properly.

FISCAL YEAR 2019-2020 ACCOMPLISHMENTS AND HIGHLIGHTS

Over 1,000 laptop and desktop computers which were far too old to support modern software were replaced. The new machines will be capable of supporting current windows products and specifically, Windows 10.

The enterprise migration to Windows 10 and Office 365 has begun. These system upgrades are a cost-effective way to dramatically improve business efficiency and flexibility through technology. At the same time, this migration improves security, transparency, and the ability to maintain compliance.

The County network has been migrated a more reliable technology platform. Internet access speeds and speed between County locations has been increased dramatically. The result saves approximately half a million dollars per year.

The IT training group has been established. The training group has been tasked to create and teach curriculum for enterprise systems such as the new VoIP universal communication system and the new service desk platform. Classes are also being provided to increase awareness of useful business features in products such as Microsoft Excel, Outlook, and Word.

The telephone system has been converted to a state-of-the-art universal communications system, VoIP. All County locations will have instant messaging. Cost of supporting the old telephone systems is increasing exponentially as support for this 50-year-old technology is phased out. Converting to the new platform avoids these extra costs. Once the conversion is complete, the new system saves the County over a million dollar per year.

Integrated electronic signatures into P2P/TCM providing a more secure signature and eliminating the requirement to print paper copies of electronic documents for most contracts. This implementation has reduced the time between contract approval and contract execution.

A business intelligence initiative has begun. We have hired analysts to focus on developing robust reporting and operations tools, granting the business better insight into day to day activity. By leveraging technology to analyze historical business and operations data, we can predict future trends. This initiative has the potential to bring far greater insight into all aspects of government operations.

The IT Service Catalog was created. This tool provides an interactive list of technology services, software, applications, and hardware provided by the department for the County. Requests for standard hardware and software are approved instantly, saving considerable time.

The Geographic Information System (GIS) initiative has been rebooted. We hired a talented GIS developer to create applications, maintain existing software, improve data analysis, and create specialized maps.

DEPARTMENT OF INFORMATION TECHNOLOGY

FISCAL YEAR 2019-2020 ACCOMPLISHMENTS AND HIGHLIGHTS continued

A new work order process for the Buildings Department was implemented utilizing the new service desk portal. This effort consolidates multiple work order systems. Using one system allows employees to track problems and servicing requests more efficiently while also leveraging new functionality. Approved work orders are now automatically assigned, reducing human error, and the system is accessible by cellular phone. This system increases visibility and opens communications to all parties involved.

"wcMobile" was developed and implemented. This is the County's first cross platform mobile application built completely in-house. The application gives constituents a view into current news, events, and job postings. It provides a quick and easy way to find contact information or message departments and elected offices directly.

The County's data backup tools and techniques have been upgraded to be faster, automated, more reliable, and less expensive.

NEW INITIATIVES FOR FISCAL YEAR 2020-2021

Migration from obsolete Microsoft products to Windows 10 and Office 365 continues. Applications will be updated and increased security and compliance implemented across the board. Increased functionality and efficiency are expected in document management and general communications.

The County security profile will be strengthened by implementing software and features made possible by network infrastructure upgrades in fiscal year 2019-2020.

Completion of the Voice over IP (VoIP) telephone systems will allow the retirement of the old voice mail system, key systems, and Automated Call Distribution (ACD) systems throughout the County.

The depth and breadth of education being provided will continue to grow. Classes and online training will continue to be rolled out.

Data backups and recovery will be moved to the cloud. This will provide higher security, greater reliability, and improved access to data for internal data recovery and research.

Most of the conference rooms and class rooms in the County are over ten years old. Much of the hardware can no longer be supported. Current technologies will be identified and evaluated for implementation in FY 2021.
Multiple data systems at the Wayne County Prosecutor's Office (WCPO) will be combined and streamlined. The new single web interface reduces the effort needed to enter and access data.

Working on behalf of DPS Roads, DPS City Works software will be upgraded. This upgrade brings enhancements in reporting, tracking, and citizen engagement.

The old, expensive, and unsupported document management systems from Open Text will be migrated to Office 365. This will provide increased security and reliability, enhance employee collaboration, and provide regulatory compliance.

Cyber security attacks are increasing. Wayne County will replace existing firewalls to provide increased protection.

Leveraging the accomplishments from the prior fiscal year, Wayne County will eliminate the cost of a secondary physical data center while at the same time increasing redundancy and enhancing disaster recovery.

Technology refreshment for standard desktop computers and standard laptops will be initiated. Desktop computers will be refreshed every five years and laptops every three years. Currently, the County retains computers so long that the County has to pay for their disposal. By refreshing computers earlier, they will have residual value and the County will stay current.

IMPACT ON OPERATIONS

The Fiscal Year 2020-2021 budget for the Department of Information Technology represents a status quo budget which will continue to provide improved technological support to all Wayne County entities.

DEPARTMENT OF TECHNOLOGY

Financial Report

		FY 2018-2019 Budget	FY 2019-2020 Budget	FY 2020-2021 Budget	FY 2021-2022 Projected Budget
00635	**Central Services**				
258	**Information Technology**				
	Revenues				
	Charges, Fees, and Fines	18,633,404	18,392,624	17,477,700	17,477,700
	Other Financing	0	0	0	0
	Total Revenues	**$18,633,404**	**$18,392,624**	**$17,477,700**	**$17,477,700**
	Expenditures				
	Personnel	4,725,757	4,575,567	4,041,150	4,376,151
	Fringe Benefits	1,423,324	1,450,176	1,328,445	1,401,415
	Pension	1,380,892	1,393,751	1,045,052	1,160,338
	Materials and Supplies	82,100	9,100	6,600	6,600
	Services and Contractual Serv	4,915,905	4,972,104	4,773,839	4,773,839
	Travel	22,536	31,700	31,700	31,700
	Operating Expenses	684,320	389,149	387,833	409,652
	Rentals	2,512,231	2,416,871	2,212,547	2,217,347
	Other Charges	0	0	532,227	0
	Depreciation	15,117	15,117	15,117	15,117
	Non Capital Assets	2,871,222	3,139,089	3,103,190	3,085,541
	Operating Transfers Out	0	0	0	0
	Total Expenditures	**$18,633,404**	**$18,392,624**	**$17,477,700**	**$17,477,700**
TOTAL DEPARTMENTAL REVENUES		**$18,633,404**	**$18,392,624**	**$17,477,700**	**$17,477,700**
TOTAL DEPARTMENTAL EXPENDITURES		**$18,633,404**	**$18,392,624**	**$17,477,700**	**$17,477,700**
GENERAL FUND SUBSIDY		**$0**	**$0**	**$0**	**$0**

Summary of Positions

		FY 2018-2019 Budget	FY 2019-2020 Budget	FY 2020-2021 Budget	FY 2021-2022 Projected Budget
635	**CENTRAL SERVICES**				
258	**TECHNOLOGY**				
	ELECTED AND EXECUTIVE	24	23	18	18
	SUPERVISORY AND PROFESSIONAL	19	19	23	23
	SUPPORT STAFF	18	18	17	17
	TOTAL POSITIONS	61	60	58	58
TOTAL DEPARTMENTAL POSITIONS		61	60	58	58

DEPARTMENT OF INFORMATION TECHNOLOGY

BUDGET CHANGE AND HIGHLIGHTS FY2020-2021

	Increase / Decrease from 2019-20 Adopted Budget	Description of Change
REVENUES		
Charges, Fees, and Fines	(914,924)	Decreased in chargeback revenues required to fund operational costs.
TOTAL REVENUES	$ (914,924)	
EXPENDITURES		
Personnel	(534,417)	Positions was eliminated as well as various positions were down graded.
Fringe Benefits	(121,731)	Based on published fringe rates.
Pension	(348,699)	Based on published current pension rate.
Materials and Supplies	(2,500)	Reduced on demand supplies.
Services and Contractual Services	(198,265)	Decrease in various professional services.
Operating Expenses	(1,316)	Decrease in equipment repair & maintenance due renegotiated contract.
Rentals	(204,324)	Reduced software leases as well as building and equipment rental.
Other Charges	532,227	Increase in miscellaneous operating.
Non Capital Assets	(35,899)	Decrease in Software purchases and computer equipment for technology refresh.
TOTAL EXPENDITURES	$ (914,924)	
GENERAL FUND GENERAL PURPOSE	$ -	

This page intentionally left blank.

TREASURER

Adopted Budget FY 2020-2021
and
Projected FY 2021-2022

WAYNE COUNTY
TREASURER

EXPENDITURE ANALYSIS
FISCAL YEAR 2020-2021
(In Millions)

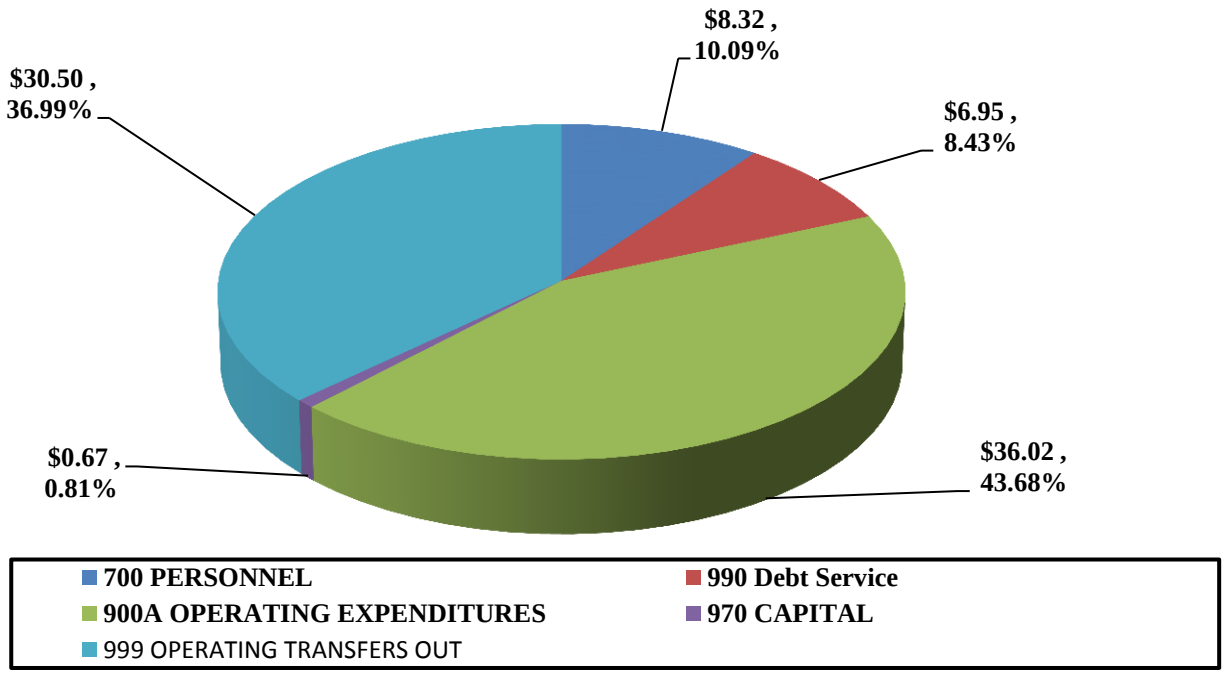

EXPENDITURE TREND ANALYSIS
FISCAL YEAR 2016-2017 THROUGH 2020-2021

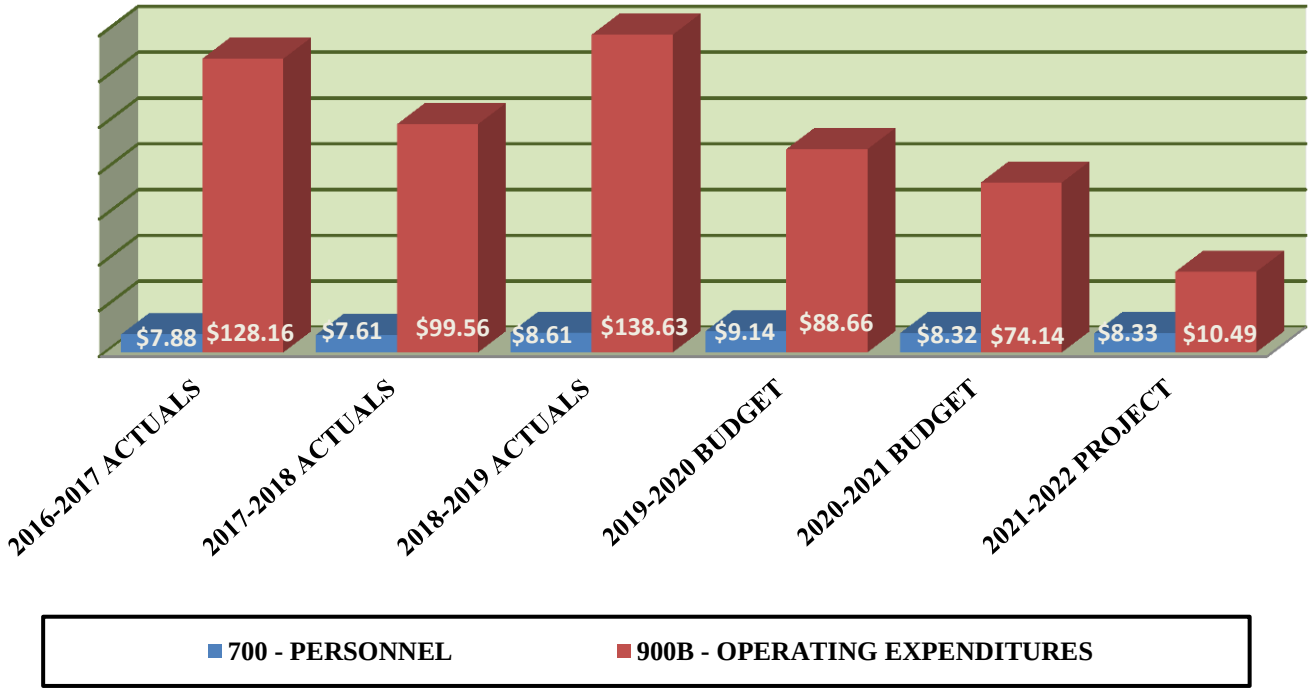

TREASURER

MISSION

The Mission of the County Treasurer is to responsibly provide the people of Wayne County with effective and efficient administration of delinquent tax collections and guarantee the safety of all County funds by adhering to statutory requirements regarding cash management and investments.

Budget Summary All Funds

	FY 2018-2019 Budget	FY 2019-2020 Budget	FY 2020-2021 Budget	FY 2021-2022 Projected Budget
Total Departmental Expenditures	$ 96,117,631	$ 97,800,211	$ 82,455,661	$ 43,479,102
Departmental Revenue				
Taxes	361,497,179	393,274,190	297,471,875	331,676,313
Licenses and Permits	-	-	495,000	-
State Grants and Contracts	16,700,000	7,750,000	12,500,000	13,500,000
Charges, Fees, and Fines	16,355,319	18,194,805	17,239,130	17,581,552
Interest Income	1,670,832	2,163,600	1,381,200	1,046,214
Other Financing	2,821,294	(11,201,614)	32,554,282	(25,407,325)
Total Revenue	$ 399,044,624	$ 410,180,981	$ 361,641,487	$ 338,396,754
General Fund General Purpose	$ (302,926,993)	$ (312,380,770)	$ (279,185,826)	$ (294,917,652)
Total Budgeted Positions	**94**	**95**	**85**	**85**

Contact: **Eric Sabree,** County Treasurer
400 Monroe, 5th Floor - Detroit, MI. 48226 - Phone (313) 224-5950

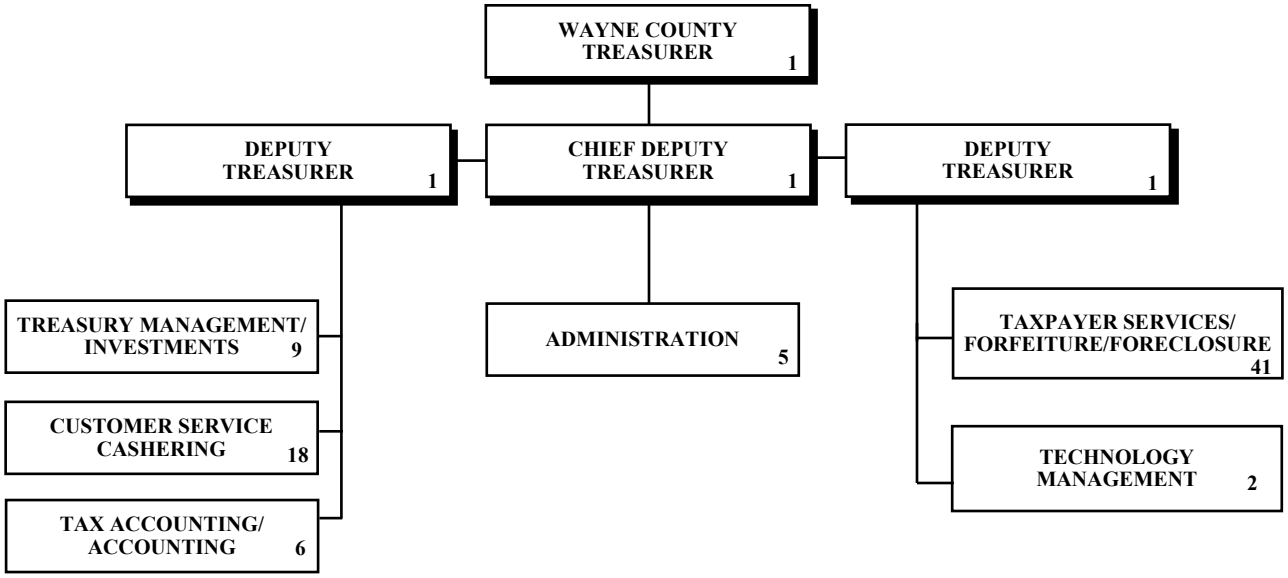

TREASURER

MAJOR ACTIVITIES AND DESCRIPTIONS

ADMINISTRATION:
Administration is responsible for executing and maintaining department policies and procedures in accordance with state statutes and county ordinances related to property tax collection, tax forfeiture/foreclosure, cash management and county investment funds. In addition, administration coordinates internal personnel and labor relations matters while also managing operations.

Communications Department– Responsible for managing internal and external communications including digital mediums such as the website and external advertising. Additionally, the department works closely with the Director of Outreach and Community Relation.

CUSTOMER SERVICE CASHIERING:
Responsible for processing tax payments using the WCTO'S proprietary systems Property Tax Administration System (PTA) and Property Tax Cashiering System (PTC). Additionally, the department is responsible for informing citizens of deadlines, forfeiture/foreclosure laws and payment plan options.

TECHNOLOGY MANAGEMENT: Responsible for providing technology support, maintenance and programming enhancements for the PTA system, the PTC system and the WCTO website.

TAX MANAGEMENT/ACCOUNTING: Responsible for managing and accounting for the borrowings, collections, and distribution of delinquent taxes and Delinquent Tax Revolving Fund Activity and current tax collections and disbursements to Wayne County Taxing Authorities.

TAXPAYER SERVICES/ FORFEITURE/ FORECLOSURE: Responsible for the administering the Public Act 123 Forfeiture/Foreclosure process, which includes issuing notices, holding bi-annual (or two) property auctions and sale of non-auctioned parcels events. Also, the department coordinates with Corporation Counsel on legal matters, operates a call center and walk-in services to the citizens.

FOIA Division- Responsible for accepting and processing Freedom of Information Act ("FOIA") requests to ensure compliance with FOIA requirements.

Bankruptcy- Responsible for overseeing bankruptcy activities to ensure that Wayne County maintains its secured creditor status and recover real property taxes outstanding. Bankruptcy activities include timely filing of proof of claims, monitoring parcels associated to bankruptcy, reviewing various court orders and monitoring payments from trustees as well as debtors.

Deeds – Responsible for certifying deeds received by mail and in person. In addition, the department is responsible for conducting tax searches and servicing as the Front Office reception.

Community Outreach - Responsible for establishing programs with the goals improving tax collections and retentions of properties. More importantly , the Community Outreach department is committed to servicing the citizenry by attending community and faith based meetings, distributing office literature and being a resource for the community.

TREASURY MANAGEMENT AND INVESTMENTS: Responsible for investing Wayne County funds in accordance with Public Act 20 and approved guidelines to maximize yield while maintaining safeguarding the assets. The department is responsible for daily cash tracking, cash reconciliation, investment management, collection and distribution of Tourist Tax and 9-1-1 telephone surcharge, payroll, vendor check printing and County department collection and distribution of Tourist Tax and 9-1-1 telephone surcharge, payroll, vendor check printing and County department interest allocation of county funds and acts as a fiduciary of County assets held in trust.

FISCAL YEAR 2019-2020 ACCOMPLISHMENTS AND HIGHLIGHTS

The Office of the Wayne County Treasurer has had several accomplishments and highlights and shown below:

- Successfully worked with communities to reduce foreclosures by 8% from 2018 which gives a total of 86% reduction in foreclosures since 2015.
- Increased Investment Income from $9 million in 2018 to $12.7 Million in 2019.
- Successfully lobbied the Michigan Legislature and obtained total bipartisan support to again extend the sunset of the legislative authorization of IRSPAs for another seven years.
- Enrolled more than 40,000 Wayne County taxpayers in IRSPA resulting in helping more than 100,000 citizens remain in their homes
- Expanded the DivDat partnership by introducing a mobile app allowing taxpayers to pay delinquent property taxes through their smartphones or tables.
- Revamped "Show Cause" hearing and partnered with City of Detroit offices, Detroit water and Sewerage, DTE Energy and municipal, county and state agencies.

TREASURER

FISCAL YEAR 2019-2020 ACCOMPLISHMENTS AND HIGHLIGHTS *continued*

- Continued to host resource fairs to provide an abundance of free assistance including legal aid, financial counseling, monetary assistance recourse, property tax assessments, and foreclosure prevention assistance.
- Imitated a competitive banking bid process that realized an estimated savings of $500,000 from reduced banking fees.

NEW INITIATIVES FOR FISCAL YEAR 2020-2021

We are committed to the taxpayers of Wayne County to ensure that taxpayers retain their homes during these unprecedented times by implementing initiatives that will reduce the tax burden to our citizens. Over the course of the year, the Treasurer's office is committed to implementing the following initiatives.

Pay As You Stay (PAYS)

Pay As You Stay may allow the reduction of delinquent taxes owed for lower income homeowners who qualify for their City, Township and Village's Poverty Tax Exemption.

Increase online services

We are committed to improving services to taxpayers by expanding the online services to include option for entering payment agreements and requesting replacement checks online.

Upgrade Property Tax Administration System

We're updating our proprietary system, Property Tax Administration System (PTA), to allow needed enhancements that will continue to allow for accurate property tax goal. Ultimately, we were considering opportunities that would allow taxpayers to research tax data online.

Future initiatives with other Departments

Direct Deposit—Payroll and Retirement Checks

Electronic payment of Vendor payments

Jury payments by bankcard and electronic checks

IMPACT ON OPERATIONS

The Treasurer's budget is a status quo budget except for new initiatives that were implemented which generate a minimal financial impact.

OFFICE OF THE COUNTY TREASURER

Financial Report

		FY 2018-2019 Budget	FY 2019-2020 Budget	FY 2020-2021 Budget	FY 2021-2022 Projected Budget
00101	**General Fund**				
253	**Treasurer**				
	Revenues				
	Taxes	286,806,079	304,563,540	266,570,000	281,620,000
	State Grants and Contracts	16,700,000	7,750,000	12,500,000	13,500,000
	Charges, Fees, and Fines	5,967,919	6,818,654	6,039,130	6,157,552
	Interest Income	1,325,432	1,511,000	1,111,000	761,231
	Total Revenues	**$310,799,430**	**$320,643,194**	**$286,220,130**	**$302,038,783**
	Expenditures				
	Personnel	3,496,949	3,636,289	3,294,251	3,294,251
	Fringe Benefits	998,049	1,094,839	993,713	993,713
	Pension	1,018,158	1,105,394	872,781	872,781
	Materials and Supplies	245,000	230,000	201,800	201,800
	Services and Contractual Serv	1,516,837	1,387,955	1,105,286	1,192,113
	Travel	52,500	77,500	66,500	66,500
	Operating Expenses	130,741	149,037	108,673	108,673
	Rentals	294,203	409,410	261,000	261,000
	Other Charges	10,000	31,000	5,000	5,000
	Capital	45,000	56,000	43,300	43,300
	Non Capital Assets	65,000	85,000	82,000	82,000
	Total Expenditures	**$7,872,437**	**$8,262,424**	**$7,034,304**	**$7,121,131**
00230	**Stadium & Land Development**				
729	**Tourist Taxes**				
	Revenues				
	Taxes	10,201,100	10,700,000	10,454,375	10,663,463
	Taxes	5,300	5,400	5,400	5,508
	Total Revenues	**$10,206,400**	**$10,705,400**	**$10,459,775**	**$10,668,971**
	Expenditures				
	Services and Contractual Serv	192,860	169,365	178,635	178,635
	Rentals	10,010,540	10,533,035	10,278,140	10,487,336
	Other Charges	3,000	3,000	3,000	3,000
	Total Expenditures	**$10,206,400**	**$10,705,400**	**$10,459,775**	**$10,668,971**
00500	**Delinq Tax-Unpledged Res**				
254	**Delinquent Tax Revolving**				
	Revenues				
	Taxes	5,590,000	5,480,000	5,070,000	17,222,000
	Interest Income	170,000	170,000	170,800	172,600
	Other Financing	7,280,094	5,808,386	28,749,449	(12,202,100)
	Total Revenues	**$13,040,094**	**$11,458,386**	**$33,990,249**	**$5,192,500**
	Expenditures				
	Materials and Supplies	7,200	7,200	0	0
	Services and Contractual Serv	3,995,412	3,620,798	3,015,249	4,708,000
	Operating Expenses	118,000	153,000	111,200	113,424
	Depreciation	19,788	19,788	19,788	20,184
	Capital	256,594	257,000	327,012	333,552
	Non Capital Assets	0	23,000	17,000	17,340
	Operating Transfers Out	8,643,100	7,377,600	30,500,000	0
	Total Expenditures	**$13,040,094**	**$11,458,386**	**$33,990,249**	**$5,192,500**

OFFICE OF THE COUNTY TREASURER

Financial Report

		FY 2018-2019 Budget	FY 2019-2020 Budget	FY 2020-2021 Budget	FY 2021-2022 Projected Budget
00501	**Property Tax Forfeiture**				
254	**Property Tax Forfeiture**				
	Revenues				
	Charges, Fees, and Fines	10,387,400	11,376,151	11,200,000	11,424,000
	Total Revenues	**$10,387,400**	**$11,376,151**	**$11,200,000**	**$11,424,000**
	Expenditures				
	Personnel	1,947,055	2,166,492	2,109,100	2,107,800
	Fringe Benefits	504,038	564,651	550,948	551,288
	Pension	481,076	523,171	437,734	440,054
	Materials and Supplies	62,000	63,000	122,000	124,440
	Services and Contractual Serv	6,764,851	7,366,017	7,116,409	7,340,544
	Travel	12,500	12,500	11,000	12,750
	Operating Expenses	323,235	322,875	220,109	238,597
	Rentals	249,500	314,300	304,500	269,586
	Depreciation	12,995	12,995	11,400	13,255
	Capital	10,150	10,150	299,300	305,286
	Non Capital Assets	20,000	20,000	17,500	20,400
	Total Expenditures	**$10,387,400**	**$11,376,151**	**$11,200,000**	**$11,424,000**
00535	**Delinquent Tax Revolv - 2015**				
254	**Delinquent Tax Forfeiture - 2015**				
	Revenues				
	Taxes	4,550,000	0	0	0
	Other Financing	8,779,300	0	0	0
	Total Revenues	**$13,329,300**	**$0**	**$0**	**$0**
	Expenditures				
	Services and Contractual Serv	500,000	0	0	0
	Operating Expenses	749,900	0	0	0
	Operating Transfers Out	12,079,400	0	0	0
	Total Expenditures	**$13,329,300**	**$0**	**$0**	**$0**
00536	**Delinquent Tax Revolv - 2016**				
254	**Delinquent Tax Forfeiture - 2016**				
	Revenues				
	Taxes	33,700,000	12,990,650	0	0
	Interest Income	60,100	0	0	0
	Other Financing	(9,578,100)	0	0	0
	Total Revenues	**$24,182,000**	**$12,990,650**	**$0**	**$0**
	Expenditures				
	Materials and Supplies	2,840,000	2,840,000	0	0
	Services and Contractual Serv	17,977,000	120,000	0	0
	Operating Expenses	1,365,000	0	0	0
	Debt Service	2,000,000	0	0	0
	Operating Transfers Out	0	10,030,650	0	0
	Total Expenditures	**$24,182,000**	**$12,990,650**	**$0**	**$0**

OFFICE OF THE COUNTY TREASURER

Financial Report

		FY 2018-2019 Budget	FY 2019-2020 Budget	FY 2020-2021 Budget	FY 2021-2022 Projected Budget
00537	**Delinquent Tax Revolv - 2017**				
254	**Delinquent Tax Forfeiture - 2017**				
	Revenues				
	Taxes	16,050,000	32,050,000	0	0
	Interest Income	60,000	367,200	0	0
	Other Financing	(5,260,000)	0	0	0
	Total Revenues	**$10,850,000**	**$32,417,200**	**$0**	**$0**
	Expenditures				
	Materials and Supplies	0	1,540,000	0	0
	Services and Contractual Serv	3,650,000	13,817,200	0	0
	Operating Expenses	0	1,000,000	0	0
	Debt Service	7,200,000	2,000,000	0	0
	Residual Equity Transfers	0	14,060,000	0	0
	Total Expenditures	**$10,850,000**	**$32,417,200**	**$0**	**$0**
00538	**Delinquent Tax Revolv - 2018**				
254	**Delinquent Tax Forfeiture - 2018**				
	Revenues				
	Taxes	4,600,000	15,090,000	2,262,500	0
	Licenses and Permits	0	0	495,000	0
	Interest Income	50,000	60,000	16,500	0
	Other Financing	1,600,000	(8,510,000)	8,057,333	0
	Total Revenues	**$6,250,000**	**$6,640,000**	**$10,831,333**	**$0**
	Expenditures				
	Materials and Supplies	0	0	395,000	0
	Services and Contractual Serv	0	2,690,000	7,586,333	0
	Operating Expenses	0	0	1,200,000	0
	Debt Service	6,250,000	3,950,000	1,650,000	0
	Total Expenditures	**$6,250,000**	**$6,640,000**	**$10,831,333**	**$0**
00539	**Delinquent Tax Revolv - 2019**				
254	**Delinquent Tax Forfeiture - 2019**				
	Revenues				
	Taxes	0	12,400,000	8,115,000	2,028,750
	Interest Income	0	50,000	27,500	6,875
	Other Financing	0	(8,500,000)	(4,252,500)	(1,063,125)
	Total Revenues	**$0**	**$3,950,000**	**$3,890,000**	**$972,500**
	Expenditures				
	Materials and Supplies	0	0	790,000	197,500
	Debt Service	0	3,950,000	3,100,000	775,000
	Total Expenditures	**$0**	**$3,950,000**	**$3,890,000**	**$972,500**

OFFICE OF THE COUNTY TREASURER

Financial Report

		FY 2018-2019 Budget	FY 2019-2020 Budget	FY 2020-2021 Budget	FY 2021-2022 Projected Budget
00540	**Delinquent Tax Revolv - 2020**				
254	**Delinquent Tax Forfeiture - 2020**				
	Revenues				
	Taxes	0	0	5,000,000	5,000,000
	Interest Income	0	0	50,000	50,000
	Total Revenues	**$0**	**$0**	**$5,050,000**	**$5,050,000**
	Expenditures				
	Materials and Supplies	0	0	790,000	790,000
	Services and Contractual Serv	0	0	2,060,000	2,060,000
	Debt Service	0	0	2,200,000	2,200,000
	Total Expenditures	**$0**	**$0**	**$5,050,000**	**$5,050,000**
00541	**Delinquent Tax Revolv - 2021**				
254	**Delinquent Tax Forfeiture - 2021**				
	Revenues				
	Taxes	0	0	0	15,142,100
	Interest Income	0	0	0	50,000
	Other Financing	0	0	0	(12,142,100)
	Total Revenues	**$0**	**$0**	**$0**	**$3,050,000**
	Expenditures				
	Materials and Supplies	0	0	0	850,000
	Debt Service	0	0	0	2,200,000
	Total Expenditures	**$0**	**$0**	**$0**	**$3,050,000**
TOTAL DEPARTMENTAL REVENUES		**$399,044,624**	**$410,180,981**	**$361,641,487**	**$338,396,754**
TOTAL DEPARTMENTAL EXPENDITURES		**$96,117,631**	**$97,800,211**	**$82,455,661**	**$43,479,102**
GENERAL FUND SUBSIDY		**$(302,926,993)**	**$(312,380,770)**	**$(279,185,826)**	**$(294,917,652)**

Summary of Positions

		Budget	Budget	Budget	Projected Budget
101	**GENERAL FUND**				
253	**COUNTY TREASURER**				
	ELECTED AND EXECUTIVE	5	5	5	5
	SUPERVISORY AND PROFESSIONAL	19	19	18	18
	SUPPORT STAFF	43	44	36	36
	TOTAL	67	68	59	59
501	**PROPERTY TAX FORFE**				
254	**TREASURER - FORFEIT**				
	ELECTED AND EXECUTIVE	7	7	7	7
	SUPERVISORY AND PROFESSIONAL	3	3	2	2
	SUPPORT STAFF	17	17	17	17
	TOTAL	27	27	26	26
	TOTAL DEPARTMENTAL POSITIONS	94	95	85	85

TREASURER

BUDGET CHANGE AND HIGHLIGHTS FY 2020-2021

	Increase / Decrease from 2019-20 Adopted Budget	Description of Change
REVENUES		
Taxes	(95,802,315)	Estimated decrease from Current Property Tax, Collection Fees, and Forfeiture Fees
State Grants and Contracts	4,750,000	Estimated increase from the State for Personal Property Tax Recovery.
Charges, Fees, and Fines	(955,675)	Decreased Charges for Services revenue for Administration, Forfeiture Operations and Deed Certification
Interest Income	(782,400)	Anticipated decrease from Interest on Investments.
Other Financing	43,755,896	Increased Residual Equity Transfer In.
TOTAL REVENUES	$ (49,034,494)	
EXPENDITURES		
Personnel	(399,430)	Cares Act Reimbursements in FY 2021
Fringe Benefits	(114,829)	Based on published rates
Pension	(318,050)	Cares Act Reimbursements in FY 2021
Materials and Supplies	(2,381,400)	Decrease Postage expense relative to 2016 and 2017 Forfeiture/Foreclosures Operations.
Services and Contractual Services	(8,109,423)	Decrease miscellaneous contractual expense relative to 2017 Delinquent Tax Revolving, Unpledged, Admin Charges and Recording Expenses
Travel	(12,500)	Decrease in planned travel expenses relative to conferences and seminars
Operating Expenses	15,070	Increase liability payements, utilities and equipment repair maintenance
Rentals	(413,105)	Decrease Building Rental and Software Leases.
Other Charges	(26,000)	Reduced miscellaneous operating allocation.
Depreciation	(1,595)	Decrease in expense relative to Property Tax Forfeiture
Capital	346,462	Additional Office Equipment and Furnishing planned to be purchased.
Non Capital Assets	(11,500)	Decrease in Computer and other Equipment
Debt Service	(2,950,000)	Reduced Interest and Bond Discount/Issuance Costs relative Delinquent Tax Revolving Fund notes.
Residual Equity Transfers	(14,060,000)	Decrease Residual Equity Transfer relative to Delinquent Tax Revolving Fund 2017.
Operating Transfers Out	13,091,750	Transfer to General Fund from Delinquent Tax Revolving funds was increased
TOTAL EXPENDITURES	$ (15,344,550)	
GENERAL FUND GENERAL PURPOSE	$ 33,689,944	

Adopted Budget FY 2020-2021
and
Projected FY 2021-2022

WAYNE COUNTY
NON DEPARTMENTAL

EXPENDITURE ANALYSIS
FISCAL YEAR 2020-2021
(In Millions)

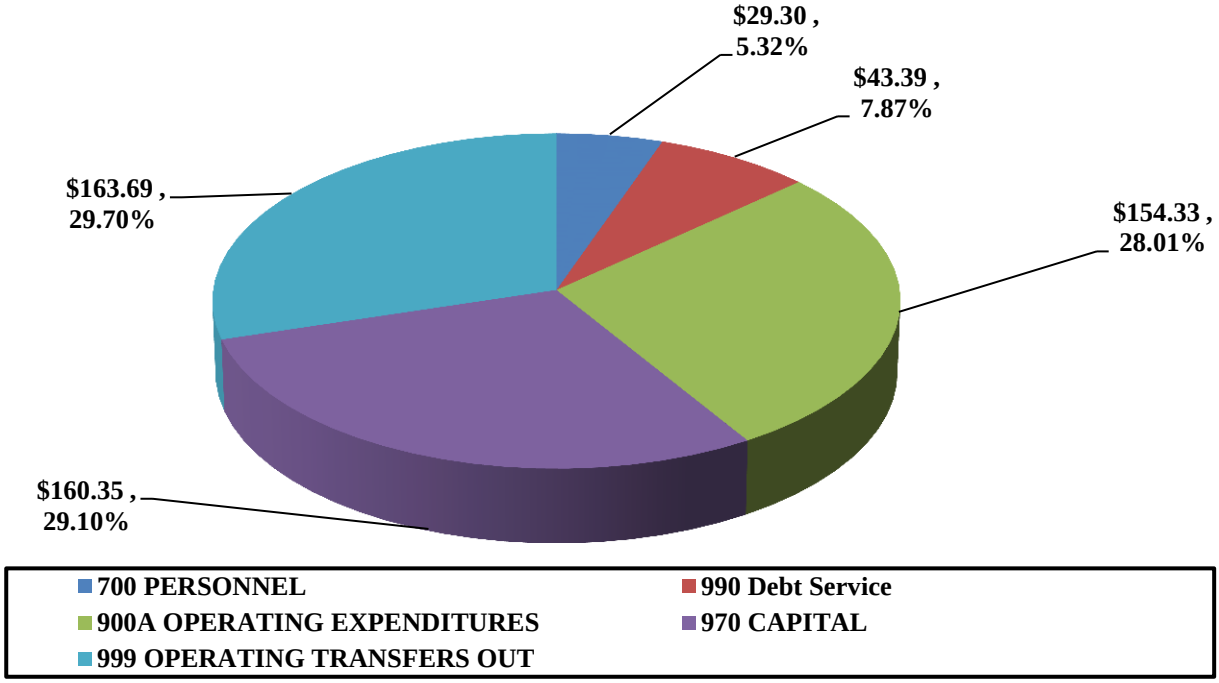

EXPENDITURE TREND ANALYSIS
FISCAL YEAR 2016-2017 THROUGH 2020-2021

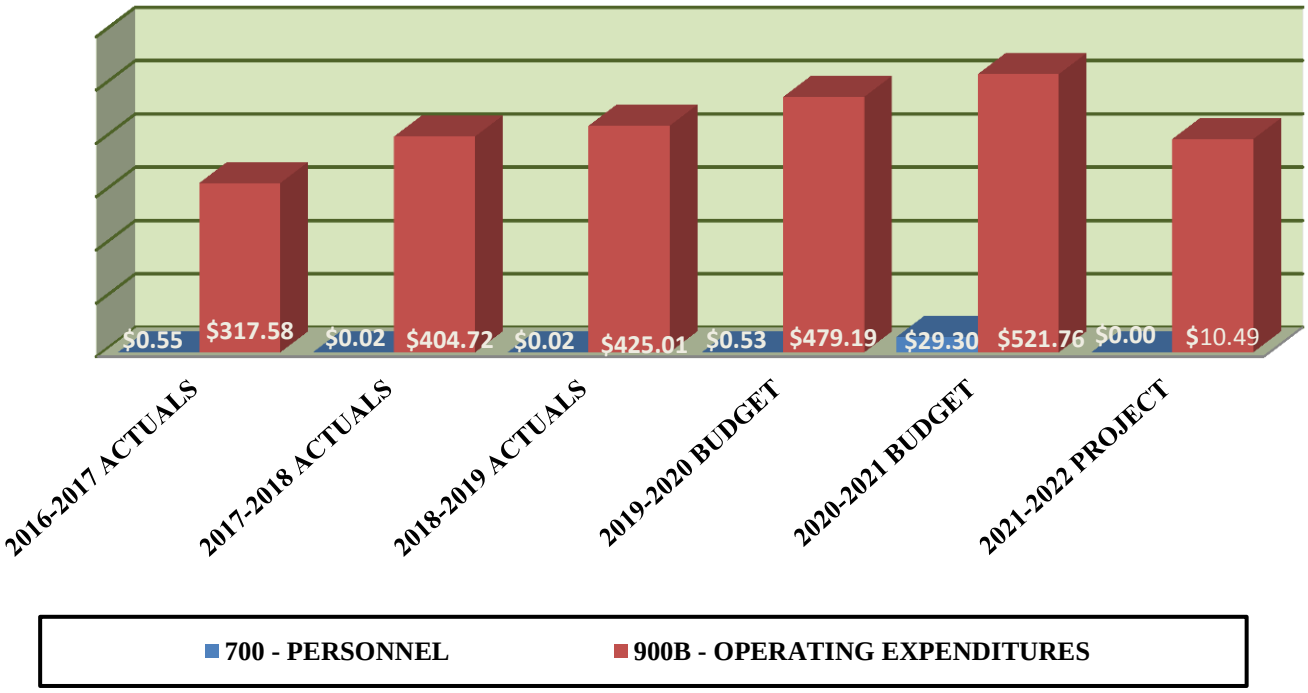

NON-DEPARTMENTAL

Budget Summary All Funds	FY 2018-2019 Budget	FY 2019-2020 Budget	FY 2020-2021 Budget	FY 2021-2022 Projected Budget
Total Departmental Expenditures	$ 443,437,951	$ 456,633,404	$ 528,176,940	$ 377,090,817
Departmental Revenue				
Federal Grants and Contracts	-	-	38,079,930	-
State Grants and Contracts	64,005,290	66,151,312	58,903,585	52,553,585
Employee Contribution - Retirement	5,263	5,263	4,500	4,500
Charges, Fees, and Fines	69,448,874	76,661,835	75,192,815	114,649,293
Rents and Expense Recoveries	7,110,331	5,648,858	5,785,056	5,785,056
Other Financing	137,951,701	141,720,802	157,944,162	79,526,021
Operating Transfers In	44,943,268	43,217,322	84,155,493	20,408,150
Total Revenue	$ 323,464,727	$ 333,405,392	$ 420,065,541	$ 272,926,605
General Fund General Purpose	$ 119,973,224	$ 123,228,012	$ 108,111,399	$ 104,164,212

MAJOR ACTIVITIES AND DESCRIPTIONS

FUND 101, ACTIVITY 925
NON-DEPARTMENTAL
This activity accounts for the County's general fund/ general purpose revenues, excluding property taxes and investment revenues. Appropriations include membership funding for various non-profit agencies, litigation claims and settlements, building rentals and funding earmarked to eliminate deficits as part of the County's deficit elimination plan.

FUND 101, ACTIVITY 996
GENERAL FUND TRANSFERS
All General Fund transfers are budgeted in this activity. General Fund transfers in represent the transfer of funds from other funds to support general government operations. General Fund transfers out represent transfers from the general fund to other funds to support activities and operations specific to those funds.

FUND 298, ACTIVITY 298
COVID-19 RESPONSE
The Covid-19 Fund includes funding earmarked for Covid-19 related expenditures and revenues.

FUND 256, ACTIVITY 925
FISCAL STABILIZATION RESERVE
The Fiscal Stabilization Reserve Fund includes funding earmarked for deficit elimination for various funds with accumulated deficits.

FUND 257, ACTIVITY 925
BUDGET STABILIZATION
The Budget Stabilization Fund includes funding earmarked for times when revenue is disrupted or decreased in order for typical operations to continue.

FUND 301, ACTIVITY 985
GENERAL DEBT SERVICE
The General Debt Service Fund includes principal and interest payments mainly for the Fiscal Stabilization Bonds and other Capital Improvement Bonds.

FUND 302, ACTIVITY 985
DEBT SERVICE-2018A JAIL PROJECT
This fund is used to account for resources reserved for the debt service associated with the construction of a new criminal justice center.

FUND 303, ACTIVITY 985
DEBT SERVICE-DOWNRIVER COMMUNITIES
This fund is used to account for resources reserved for the debt service relative to the judgement levy debt for downriver communities.

FUND 401, ACTIVITY 401
CAPITAL IMPROVEMENTS
The fund is used for technology improvement; major equipment purchases both new and replacement;

***MAJOR ACTIVITIES AND DESCRIPTIONS** continued*

vehicle purchases; and various infrastructure improvements.

FUND 467, ACTIVITY 467
2018A JAIL CONSTRUCTION
This fund is used to account for funding and costs of constructing a new criminal justice center.

FUND 675, ACTIVITY 857
LONG-TERM DISABILILITY
This fund is used to account for the accumulation and disbursement of resources related to long-term disability claims.

FUND 676, ACTIVITY 865
GENERAL HEALTH
This fund is used to account for the accumulation and disbursement of resources related to employee health benefits.

FUND 677, ACTIVITY 871
SELF INSURANCE
This fund is used to account for the accumulation and disbursement of resources related to worker's compensation claims.

FUND 678, ACTIVITY 865
GENERAL LIABILITY
This fund is used to account for the accumulation and disbursement of resources related to general liability claims.

IMPACT ON OPERATIONS

Overall, the operating expenditures were increased by $6.54 million or 4.16% and concurrently, revenues increased by $24.75 million or 20%. The growth in expenditures had no major impact on operations because there was sufficient growth in revenues.

The additional revenue was used to fund expenditures such increased healthcare, pension and other operational costs throughout the County.

NON DEPARTMENTAL

Financial Report

		FY 2018-2019 Budget	FY 2019-2020 Budget	FY 2020-2021 Budget	FY 2021-2022 Projected Budget
00101	**General Fund**				
172	**Pinnacle Aeropark**				
	Revenues				
	Charges, Fees, and Fines	2,520,900	3,212,943	2,861,680	1,891,566
	Total Revenues	**$2,520,900**	**$3,212,943**	**$2,861,680**	**$1,891,566**
	Expenditures				
	Services and Contractual Serv	184,090	51,723	25,397	25,397
	Operating Transfers Out	2,336,810	3,161,220	2,836,283	1,866,169
	Total Expenditures	**$2,520,900**	**$3,212,943**	**$2,861,680**	**$1,891,566**
00101	**General Fund**				
925	**Non-Departmental**				
	Revenues				
	State Grants and Contracts	64,005,290	66,151,312	51,553,585	52,553,585
	Charges, Fees, and Fines	7,710,783	8,285,898	7,428,215	46,440,597
	Rents and Expense Recoveries	1,624,425	197,076	197,076	197,076
	Other Financing	5,820,250	2,484,427	1,401,348	(326,661)
	Operating Transfers In	22,114,015	18,602,767	31,250,000	0
	Total Revenues	**$101,274,763**	**$95,721,480**	**$91,830,224**	**$98,864,597**
	Expenditures				
	Materials and Supplies	257,000	257,000	257,000	257,000
	Services and Contractual Serv	5,239,565	5,858,834	4,928,435	4,928,435
	Operating Expenses	4,000,000	4,000,000	3,651,415	4,000,000
	Rentals	21,082,677	17,651,938	17,616,938	17,616,938
	Other Charges	14,348,206	13,629,504	13,134,204	13,420,504
	Debt Service	140,000	0	0	0
	Operating Transfers Out	16,863,209	15,583,863	14,674,513	14,674,513
	Total Expenditures	**$61,930,657**	**$56,981,139**	**$54,262,505**	**$54,897,390**
00101	**General Fund**				
996	**General Fund Transfers**				
	Expenditures				
	Operating Transfers Out	159,317,330	161,968,353	145,679,118	148,131,419
	Total Expenditures	**$159,317,330**	**$161,968,353**	**$145,679,118**	**$148,131,419**

NON DEPARTMENTAL

Financial Report

		FY 2018-2019 Budget	FY 2019-2020 Budget	FY 2020-2021 Budget	FY 2021-2022 Projected Budget
00298	**COVID -19**				
298	**Non-Departmental**				
	Revenues				
	Federal Grants and Contracts	0	0	38,079,930	0
	State Grants and Contracts	0	0	7,350,000	0
	Operating Transfers In	0	0	31,747,343	0
	Total Revenues	**$0**	**$0**	**$77,177,273**	**$0**
	Expenditures				
	Personnel	0	0	17,397,856	0
	Fringe Benefits	0	0	6,373,289	0
	Pension	0	0	5,532,483	0
	Materials and Supplies	0	0	687,998	0
	Services and Contractual Serv	0	0	4,715,036	0
	Operating Expenses	0	0	68,824	0
	Other Charges	0	0	42,310,787	0
	Non Capital Assets	0	0	91,000	0
	Total Expenditures	**$0**	**$0**	**$77,177,273**	**$0**
00301	**General Debt Service**				
985	**Debt Service**				
	Revenues				
	Rents and Expense Recoveries	5,485,906	5,451,782	5,587,980	5,587,980
	Other Financing	(530,000)	0	0	0
	Operating Transfers In	3,117,153	1,828,055	1,817,500	1,817,500
	Total Revenues	**$8,073,059**	**$7,279,837**	**$7,405,480**	**$7,405,480**
	Expenditures				
	Debt Service	8,073,059	6,779,837	6,905,480	6,905,480
	Operating Transfers Out	0	500,000	500,000	500,000
	Total Expenditures	**$8,073,059**	**$7,279,837**	**$7,405,480**	**$7,405,480**
00302	**Debt Service - 2018A Jail Project**				
985	**Debt Service**				
	Revenues				
	Operating Transfers In	14,500,000	14,500,000	13,590,650	13,590,650
	Total Revenues	**$14,500,000**	**$14,500,000**	**$13,590,650**	**$13,590,650**
	Expenditures				
	Debt Service	14,500,000	14,500,000	13,590,650	13,590,650
	Total Expenditures	**$14,500,000**	**$14,500,000**	**$13,590,650**	**$13,590,650**

NON DEPARTMENTAL

Financial Report

		FY 2018-2019 Budget	FY 2019-2020 Budget	FY 2020-2021 Budget	FY 2021-2022 Projected Budget
00401	**Capital Programs**				
401	**Capital Programs**				
	Revenues				
	Other Financing	749,648	1,403,576	0	0
	Operating Transfers In	5,212,100	5,000,000	5,000,000	5,000,000
	Total Revenues	**$5,961,748**	**$6,403,576**	**$5,000,000**	**$5,000,000**
	Expenditures				
	Capital	5,073,210	6,227,138	5,000,000	5,000,000
	Non Capital Assets	676,438	176,438	0	0
	Operating Transfers Out	212,100	0	0	0
	Total Expenditures	**$5,961,748**	**$6,403,576**	**$5,000,000**	**$5,000,000**
00467	**Capital Programs**				
401	**Capital Programs**				
	Revenues				
	Other Financing	128,458,863	135,978,700	155,228,700	79,852,682
	Operating Transfers In	0	3,286,500	750,000	0
	Total Revenues	**$128,458,863**	**$139,265,200**	**$155,978,700**	**$79,852,682**
	Expenditures				
	Services and Contractual Serv	250,000	250,000	250,000	125,000
	Other Charges	375,000	375,000	375,000	187,500
	Capital	127,833,863	138,640,200	155,353,700	79,540,182
	Total Expenditures	**$128,458,863**	**$139,265,200**	**$155,978,700**	**$79,852,682**
00675	**Long Term Disability Fund**				
857	**Long Term Disability**				
	Revenues				
	Charges, Fees, and Fines	1,144,624	1,279,350	1,275,412	1,281,548
	Total Revenues	**$1,144,624**	**$1,279,350**	**$1,275,412**	**$1,281,548**
	Expenditures				
	Services and Contractual Serv	60,277	93,010	101,836	101,836
	Operating Expenses	1,049,347	1,151,340	1,138,576	1,144,712
	Other Charges	35,000	35,000	35,000	35,000
	Total Expenditures	**$1,144,624**	**$1,279,350**	**$1,275,412**	**$1,281,548**

NON DEPARTMENTAL

Financial Report

		FY 2018-2019 Budget	FY 2019-2020 Budget	FY 2020-2021 Budget	FY 2021-2022 Projected Budget
00676	**Health Fund**				
865	**Health And Liability Insurance**				
	Revenues				
	Employee Contribution - Retir	5,263	5,263	4,500	4,500
	Charges, Fees, and Fines	55,140,903	59,503,439	59,233,045	58,726,255
	Total Revenues	**$55,146,166**	**$59,508,702**	**$59,237,545**	**$58,730,755**
	Expenditures				
	Pension	0	500,000	0	0
	Services and Contractual Serv	630,295	464,752	415,941	415,941
	Operating Expenses	53,869,371	58,160,024	58,628,504	58,121,714
	Other Charges	646,500	383,926	193,100	193,100
	Total Expenditures	**$55,146,166**	**$59,508,702**	**$59,237,545**	**$58,730,755**
00677	**Worker Compensation Self Insur**				
871	**Workers Compensation**				
	Revenues				
	Charges, Fees, and Fines	768,236	2,372,808	2,385,180	3,030,594
	Other Financing	2,271,809	607,693	690,911	0
	Total Revenues	**$3,040,045**	**$2,980,501**	**$3,076,091**	**$3,030,594**
	Expenditures				
	Services and Contractual Serv	542,803	507,185	517,197	517,197
	Operating Expenses	2,497,242	2,473,316	2,558,894	2,513,397
	Total Expenditures	**$3,040,045**	**$2,980,501**	**$3,076,091**	**$3,030,594**
00678	**General Liability Fund**				
865	**Health And Liability Insurance**				
	Revenues				
	Charges, Fees, and Fines	2,163,428	2,007,397	2,009,283	3,278,733
	Other Financing	1,181,131	1,246,406	623,203	0
	Total Revenues	**$3,344,559**	**$3,253,803**	**$2,632,486**	**$3,278,733**
	Expenditures				
	Services and Contractual Serv	189,200	106,404	256,502	256,502
	Operating Expenses	3,155,359	3,147,399	2,375,984	3,022,231
	Total Expenditures	**$3,344,559**	**$3,253,803**	**$2,632,486**	**$3,278,733**
TOTAL DEPARTMENTAL REVENUES		**$323,464,727**	**$333,405,392**	**$420,065,541**	**$272,926,605**
TOTAL DEPARTMENTAL EXPENDITURES		**$443,437,951**	**$456,633,404**	**$528,176,940**	**$377,090,817**
GENERAL FUND SUBSIDY		**$119,973,224**	**$123,228,012**	**$108,111,399**	**$104,164,212**

NON-DEPARTMENTAL

BUDGET CHANGE AND HIGHLIGHTS FY 2020-2021

	Increase / Decrease from 2019-20 Adopted Budget	Description of Change
REVENUES		
Federal Grants and Contracts	38,079,930	COVID-19 Grant and CARES funding
State Grants and Contracts	(7,247,727)	Reduced Revenue Sharing as published by the State of Michigan and State Sales Tax
Employee Contribution - Retirement	(763)	Reduction for Health
Charges, Fees, and Fines	(1,469,020)	Projected chargeback revenues required relative to fringe funds, property tax transfer and Pinnacle Aeropark
Rents and Expense Recoveries	136,198	This variance results from the 2008 A&B 2009A Bonds.
Other Financing	16,223,360	Primarily, use of fund balance increased because of the 2018 Jail Construction Project.
Operating Transfers In	40,938,171	Increase transfers for Deliquent Tax and COVID-19 grant
TOTAL REVENUES	$ 86,660,149	
EXPENDITURES		
Personnel	17,397,856	Cares Act Reimbursements in FY 2021
Fringe Benefits	6,373,289	Cares Act Reimbursements in FY 2021
Pension	5,032,483	Cares Act Reimbursements in FY 2021
Materials and Supplies	687,998	Increase of materials and supplies due to COVID-19 pandemic
Services and Contractual Services	3,878,436	Increased Centeral Service chargebacks and COVID-19 miscellaneous professional services
Operating Expenses	(509,882)	This variance results mainly from Blue Cross/Blue Shield and Blue Care Network costs and Retiree Health Stipend allocation
Rentals	(35,000)	This decrease results from Guardian building rental
Other Charges	41,624,661	Increased funding from COVID-19 grants
Capital	15,486,362	Jail construction expenses for the Criminal Justice Center.
Non Capital Assets	(85,438)	Eliminated machinery and equipment relative to the 5 year Capital Plan.
Debt Service	(783,707)	This decrease represents debt service reduction various bond issuances.
Operating Transfers Out	(17,523,522)	Decrease appropriation various General Fund supported funds.
TOTAL EXPENDITURES	$ 71,543,536	
GENERAL FUND GENERAL PURPOSE	$ (15,116,613)	

This page intentionally left blank.

Adopted Budget FY 2020-2021
and
Projected FY 2021-2022

DEBT SERVICE STATEMENT

WAYNE COUNTY DEBT

The primary source of authority for the issuance of debt by the County, the limitations on such authority, and the procedures required to issue such debt, is found in Michigan state law. The County has no inherent power to borrow money and issue debt obligations. The power to borrow money and issue obligations must be found in an express authorization in law. Furthermore, no debt may be issued until an authorizing resolution or ordinance has been adopted by the Wayne County Commission (the Commission).

To facilitate the delivery of mandated services to its citizens, it is necessary from time to time to fund capital improvements and additions or improvements to sewer, water, and drainage systems and to road and highway systems. Debt may be issued to finance these improvements on a fixed-rate or variable-rate basis, to the extent permitted by law, so as to best enable the County to establish maximum debt management flexibility and relatively lower borrowing costs.

COUNTY DEBT POLICIES

The issuance of all debt conforms to the guidelines and restrictions of the County Debt Management Policy (Policy No. 10001, rev. 5-26-2006). The purpose of the Debt Management Policy is to provide a functional tool for debt management and capital planning. A copy of the full policy is available upon request to the Department of Management and Budget.

As part of the County's debt management policy the County pursues the following goals:

1. Attain the highest possible credit rating for each debt issue;
2. Improve the reception for County debt obligations by the national credit markets in order to reduce the County's relative transaction costs and interest expense for its borrowings;
3. Avoid any financial decision that will negatively impact credit ratings on existing or future debt issues or which could adversely affect the rights of holders of outstanding County debt;
4. Consider all possible financial alternatives to issuing debt to take full advantage of innovative, new, and appropriate financial approaches;
5. Avoid any action which would adversely affect the status of any tax-exempt debt; and
6. Enhance the financial capability of the County to facilitate improvement of the overall well-being of the citizens, and to maintain or improve essential County services.

The County continues to review its Debt Management Policy to ensure it addresses any new considerations raised in the 2012 update to the GFOA's Best Practice for Debt Management Policy.

TYPES OF COUNTY DEBT

The County may issue long-term debt, which generally includes, but is not limited to, general obligation bonds and revenue bonds. The County may also enter into installment purchase agreements and long-term leases for public facilities, property, and equipment, provided, however, that such long-term leases may or may not be characterized as "debt," depending on whether the leases are "true" leases or financing leases. The County may also utilize, to the extent allowable, certificates of participation (COP) and other acceptable market instruments.

There are two types of general obligation debt: (1) Unlimited tax general obligations (UTGO) and (2) Limited tax general obligations (LTGO). UTGO debt may only be issued with prior voter approval as required by Michigan Constitution Article IX, Section 31. With UTGO debt, the County's full faith and credit, based on its taxing power outside the 15-mill limitation, is provided.

LTGO debt does not require voter approval. However, depending on the state statute under which it is authorized, the issuance of LTGO debt may require prior publication of a notice of the County's intent to issue the obligations. This gives taxpayers and electors the opportunity to call a referendum regarding the issuance of the obligations. With LTGO debt, the County's full faith and credit, based on its taxing power within applicable limits, is provided. LTGO debt is payable from general unrestricted revenues of the County and is often referred to as a "first budget obligation."

In addition to general obligation bonds, the County and authorities of the County may issue revenue bonds. With revenue bonds, revenues from facilities or enterprises financed by the issuance of the debt pay the debt service. Examples of projects financed with revenue bonds may include capital construction associated with sewer, water, and drainage projects, roads, airports, and sports facilities.

Finally, it should be noted that the County may also make a secondary LTGO pledge for the financing of projects physically located within Wayne County. With a secondary LTGO pledge, the County is responsible for making a debt service payment if the primary source of revenue is insufficient for such payment. All debt with secondary LTGO pledges is included in the County's total debt calculation.

The County has no outstanding UTGO debt. There is no record of default on any County bonds or notes.

DEBT LIMITS

The State Constitution provides that the County may not incur any indebtedness, which shall increase its total debt beyond 10 percent of its assessed valuation. For purposes of this limitation, "indebtedness" means generally any indebtedness pledging the full faith and credit of the County for its repayment. Indebtedness supported solely by specific revenues pledged for such purpose (as in the case of revenue obligations) is not included for purposes of this limitation.

PROJECTED STATEMENT OF LEGAL DEBT LIMIT AND DEBT MARGIN (Projected for September 30, 2021)

FY21 (2020 Tax Year) Wayne County State Equalized Valuation (SEV)	$58,020,646,715
General Purpose Debt Limit (10% of SEV)	$5,802,064,672
Tax-Supported Debt Outstanding (9/30/19 Projection)	744,211,709
Percent of Projected Debt Outstanding to SEV	1.26%
Projected Margin of Additional Debt Which Could Legally be Incurred Subject to Debt Limit	$5,057,852,962

PROJECTED STATEMENT OF LEGAL DEBT LIMIT AND DEBT MARGIN (Projected for September 30, 2022)

FY21 (2021 Tax Year) Wayne County State Equalized Valuation (SEV)	$59,18,1,059,649
General Purpose Debt Limit (10% of SEV)	$5,918,105,965
Tax-Supported Debt Outstanding (9/30/20Projection)	$730,006,231
Percent of Projected Debt Outstanding to SEV	1.23%
Projected Margin of Additional Debt Which Could Legally be Incurred Subject to Debt Limit	$5,188,099,734

BOND RATINGS

Summarized below are ratings for the County's limited tax general obligation debt issues assigned by the major rating agencies (outlook is stated in parentheses and is generally defined to mean the likely direction of a rating over the medium term).

Moody's	Baa1 (Stable)
Standard and Poor's	BBB+ (Positive)
Fitch	BBB+(Stable)

The Chief Financial Officer, with the County's financial advisors, meets with, makes presentations to, or otherwise communicates with the rating agencies on a consistent and regular basis in order to keep the agencies informed concerning the County's capital plans, debt issuance program, and other appropriate financial information.

FIVE-YEAR CAPITAL PLAN

A Five-Year Capital Plan is prepared annually by the Department of Management and Budget, based on requests submitted by County departments. Each department's request is reviewed by the Chief Executive Officer and his recommendation shall be transmitted and discussed as part of the budget process with the Commission. Funding for the first year of the adopted five-year plan is reflected in that fiscal year's budget. The approved five-year plan is used as a basis for determining the need for capital debt issuance. The proposed FY 2020 - 2021 and FY 2021 - 2022 Five-Year Capital plan can be found in the section entitled "Capital Projects" as part of this document.

STRUCTURE OF DEBT ISSUES

State law and Federal tax law generally prohibit the issuance of debt for a term exceeding the economic life of the improvement or asset being financed with the debt. Pursuant to its Debt Management Policy, the County shall design the financing schedule and repayment of debt so as to take advantage of market conditions and, as practical, to recapture debt capacity for future use. Furthermore, the County shall repay its long-term general obligation debt within the following time frames: 25% within 5 years and 50% within 10 years. Periodically, the Chief Financial Officer may analyze any outstanding variable-rate issues to determine if the issue should be converted to a fixed rate.

SHORT TERM DEBT – TAX ANTICIPATION NOTES

Tax Anticipation Notes (TANs) are a short-term financing vehicle commonly used by states and local

units of government to assist with cash flow needs in advance of future tax collections. In August 2009, the County issued $60 million in TANs for cash flow purposes for Fiscal Year 2008-09, which were repaid in November 2009. In January 2010, the County issued $100 million in Fiscal Year 2009-10 TANs, which were repaid on September 30, 2010. In Fiscal Year 2010-11, the County issued $100 million in TANs, which were repaid on September 30, 2011. In Fiscal Year 2011-12, the County issued $100 million in TANs, which were repaid on October 31, 2012. In Fiscal Year 2012-13, the County issued $90 million in TANs which were repaid on October 21, 2013. In Fiscal Year 2013-14, the County issued $75 million in TANs which were repaid on October 1, 2014. Interest expense for the TANs is budgeted in Non-Departmental in the General Fund. The County has not issued TANs in a number of years. The following presents the proposed amounts of TANs to be issued in FY19 and in FY21:

FY21 Proposed: $ 0 million
FY22 Proposed: $ 0 million

LONG TERM DEBT: Governmental Activities

DELINQUENT TAX NOTES

Pursuant to State law, Delinquent Tax Revolving Funds are used to pay counties and its constituent taxing units all delinquent and uncollected property taxes owed to a county and its constituent units. Each year, generally in June, the County issues debt in the form of General Obligation Limited Tax Anticipation Notes (DTANs) as part of its Delinquent Tax Revolving Fund program. These Delinquent Tax Notes are issued on a taxable basis for a term of three years or less, with debt service to be paid primarily from the collections of delinquent taxes by the County. In June 2018, the County issued approximately $147.7 million in delinquent tax notes against 2017 delinquent taxes.

At September 30, 2018, there was approximately $174.7 million in DTANs outstanding. The following presents the proposed amounts of DTANs to be issued in FY21 and in FY22 and the amounts estimated to be outstanding at the end of each fiscal year:

FY21 Proposed: $122.0 million
FY22 Proposed: $140.0 million
Estimated DTANs outstanding at 9/30/21: $115.8 million
Estimated DTANs outstanding at 9/30/22: $112.3 million

GENERAL LIMITED TAX OBLIGATION LONG TERM DEBT

In Fiscal Year 2017-18, the County borrowed $315 million (Par $285 million) in general obligation bonds through the Michigan Financing Authority to finance and build the new Criminal Justice Complex in lieu of finishing the Gratiot jail. Debt Service of $14.5 million has been included in Non Departmental for the project.
The following presents the proposed amounts of General obligation bonds to be issued in FY19 and in FY21 and the amounts estimated to be outstanding at the end of each fiscal year:

FY21 Proposed: $0
FY22 Proposed: $0
Estimated bonds outstanding at 9/30/21: $285.0 million
Estimated bonds outstanding at 9/30/22: $285.0 million

INSTALLMENT PURCHASE AGREEMENTS

The County has participated in equipment financing programs of the Michigan Finance Authority (MFA) to finance purchases of property and equipment on more favorable borrowing terms than might otherwise be available. Through MFA local government loan programs, the County may finance the purchase of the equipment by entering into an Installment Purchase Agreement (IPA) with the MFA and a vendor. The budgets of participating departments are charged with the amortized amounts of their respective shares of such IPAs which are transferred to the General Debt Service Fund for the repayment of the debt service.

In November 2008, the Wayne County Commission authorized the Chief Financial Officer to enter into installment purchase agreements to finance County equipment. These equipment financings occur periodically as needed and may only be made through the MFA. The repayment period is limited to the useful life of the equipment being financed or ten years, whichever is less. The initial limit pursuant to the resolution for the amount that could be financed with IPAs was approximately $67.2 million.

In Fiscal Year 2009-10, the County issued approximately $7.4 million in Installment Purchase Agreements to finance the e-Government initiative, additional software configuration and hardware for the jail medical records system, hardware for servers to support a virtual desktop infrastructure, and equipment for the jail kitchen. In Fiscal Year 2010-11, the County issued approximately $9.0 million in IPAs to finance the Health and Human Services (HHS) Modernization project and to complete the Geographic Information System (GIS) project. However, the underlying GIS contract, in the amount of approximately $1.1 million, was subsequently terminated and the associated debt was immediately repaid. Additionally, the underlying HHS Modernization contracts were terminated and the County subsequently made an early partial payment ($1.1 million) and reprogrammed the remaining IPA funds to the Jail Management System project, technology improvements for the Third Circuit Court (e.g., Video Court Reporting System, hardware, etc.) and other countywide technology upgrades. etc.).

At September 30, 2020, there was no IPAs outstanding. The following presents the proposed amounts of IPAs to be issued in FY21 and in FY22 and the amounts estimated to be outstanding at the end of each fiscal year:

FY21 Proposed: $0
FY22 Proposed: $0
Estimated IPAs outstanding at 9/30/21: $0 million
Estimated IPAs outstanding at 9/30/22: $0 million

BUILDING AUTHORITY BONDS

The Wayne County Building Authority (WCBA) may issue debt for the purpose of constructing, improving, and equipping public buildings. In general, the structure of such transactions is that the WCBA issues the bonds while the County concurrently enters into a contract of lease with the WCBA, under which the County pledges its limited tax full faith and credit to pay lease rental payments equal to the debt service on the bonds.

In March 1994, the WCBA issued $105.9 million of LTGO Capital Improvement Bonds to advance-refund $97.2 million of bonds, with the remaining proceeds used for renovations and improvements on the Wayne County Youth Home and for the demolition of abandoned buildings on the Eloise Westland property. The WCBA issued an additional $3.3 million in bonds to finance assets of the Warren Valley Golf Course. In August 2007, the 1994 Wayne County Building Authority Refunding Bonds and Warren Valley Golf Course Bonds were refinanced through the Michigan Municipal Bond Authority's (MMBA) Local Government Loan Program to take advantage of lower interest rates. The term of the bonds did not change.

In November 1996, the WCBA issued $45.0 million of LTGO Capital Improvement Bonds to fund new construction and various improvements and additions to the Juvenile Detention Facility, the County Parks Systems, the North Yard Engineering Facility and Central Maintenance Yard, and the reconstruction or replacement of existing elevator systems in the Frank Murphy Hall of Justice. In August 2010, the Wayne County Commission authorized the use of excess proceeds from the 1996 bonds to be used on improvements to County owned or WCBA owned buildings.

In November 2010, the Wayne County Commission authorized the issuance of bonds by the WCBA in an amount not to exceed $300 million for the purpose of acquiring and constructing a new Wayne County consolidated jail complex. In December 2010, the Wayne County Building Authority issued $200 million in recovery zone economic development bonds to pay for a portion of the consolidated jail complex and capitalizing interest for a period of three years.

In October 2011, the WCBA issued approximately $15 million in revenue bonds for the purpose of purchasing two buildings housing the Michigan Department of Human Services (one in Hamtramck and one in Inkster). The bonds are paid with lease payments from the state of Michigan; there is no county LTGO pledge.

As a separate authority, the Wayne County Building Authority is not included in the County appropriation. Debt service for debt issued on behalf of the County is paid through rental expense included in the budgets of participating departments and then transferred to the Building Authority Fund for the repayment of the debt service.

At September 30, 2020, there was approximately $187.4 million in WCBA bonds outstanding. The following presents the proposed amounts of WCBA bonds to be issued in FY21 and in FY22 and the amounts estimated to be outstanding at the end of each fiscal year.

FY21 Proposed: $0
FY22 Proposed: $0
Estimated bonds outstanding at 9/30/21: $170.6 million
Estimated bonds outstanding at 9/30/22: $164.6 million

CAPITAL IMPROVEMENT BONDS

In September 2003, the County issued $13.7 million in LTGO Capital Improvement Bonds to fund capital improvements to the tower of the old County Building (600 Randolph) and to reimburse the costs of the capital improvements made to the Prosecutor's office in the Frank Murphy Hall of Justice.

In February 2008, the County issued approximately $51 million in capital improvement bonds (known as the "Guardian Bonds") for the purpose of acquiring and making improvements to the Guardian Building, the First Street Parking Deck, and the building located at 511 Woodward Avenue.

In April 2008, the Wayne County Commission approved resolutions authorizing the issuance of capital improvement bonds in an amount not to exceed $14 million (of which $13.1 million in bonds was issued in August 2008) for sewer improvements to the Pinnacle Aeropark. At that time, the Commission authorized an amount not to exceed $19 million for the purpose of making road infrastructure improvements to the Pinnacle Aeropark. However, these bonds were never issued.

In March 2009, the County issued approximately $32.8 million in LTGO Capital Improvement Bonds to finance various equipment acquisitions within the County and improvements to Wayne and Prescott Roads.

In November 2009, the County issued approximately $24.9 million in LTGO Building Improvement Bonds for the purposes of making capital improvements to the Guardian Building and energy conservation improvements to the Medical Examiner's Office building.

At September 30, 2020, there was approximately $78.6 million in capital improvement bonds outstanding. The

following presents the proposed amounts of capital improvement bonds to be issued by the County in FY21 and in FY22 and the amounts estimated to be outstanding at the end of each fiscal year:

FY21 Proposed: $0
FY22 Proposed: $0
Estimated bonds outstanding at 9/30/21: $72.7 million
Estimated bonds outstanding at 9/30/22: $68.9 million

LONG TERM DEBT – Business-type Activities

SEWAGE DISPOSAL SYSTEM BONDS

From time to time, the County provides a secondary LTGO pledge for the issuance of sewage disposal system bonds. These systems include the Downriver Sewage Disposal System, various Combined Sewer Overflow Basin systems, the Rouge Valley Sewage Disposal System, and the Northeast Sewage Disposal System. Acting on behalf of itself and of the political subdivisions within its borders, the County continues to issue bonds and enter into commitments with the MFA to obtain loans from the State Revolving Fund (SRF) for water pollution control projects. SRF loans and bonds of sewage disposal systems are payable from tax payments levied against the property owners of the communities which have benefited from projects funded by those bonds and SRF loans. The communities may also pledge their limited tax full faith and credit as security for the SRF Loans.

At September 30, 2018, the amount of sewage disposal system bonds outstanding was approximately $13.1 million. In FY 2019, the Down River and Northeast Sewer Systems were sold and the Debt became the responsibility of the new owners.

FY21 Proposed: $0.0
FY22 Proposed: $0.0
Estimated bonds outstanding at 9/30/21: $0.0 million
Estimated bonds outstanding at 9/30/22: $0.0 million

LONG TERM DEBT – Component Units

The debt and debt service for the Component Units described below are not included in the budget appropriation and are presented for informational purposed.

STADIUM BONDS

On April 1, 1997, the Detroit/Wayne County Stadium Authority issued $85.8 million of bonds to finance a portion of the costs of acquiring, constructing, furnishing, equipping, owning, improving and enlarging a major league baseball stadium of approximately one million square feet, as well as the fixtures, equipment, and amenities customarily found in a professional sports and entertainment complex. This is the stadium of the Detroit Tigers. Parking for approximately 2,000 vehicles was also included in this project. The bonds are paid with certain hotel and motor vehicle rental tax revenues. There is also a secondary LTGO pledge of the County.

On September 12, 2012, the Detroit/Wayne County Stadium Authority refunded the bonds to achieve a net present value savings of 9 percent (or approximately $5.86 million). At September 30, 2018, there was approximately $38.9 million in stadium authority bonds outstanding. The following presents the proposed amounts of stadium authority bonds to be issued by the County in FY21 and in FY22 and the amounts estimated to be outstanding at the end of each fiscal year:

FY21 Proposed: $0
FY22 Proposed: $0
Estimated bonds outstanding at 9/30/21: $25.7 million
Estimated bonds outstanding at 9/30/22: $21.3 million

DRAINAGE DISTRICT BONDS

From time to time, the County provides a secondary LTGO pledge for the issuance of drainage district bonds. These districts include the Ecorse Creek Pollution Abatement Drainage District, the Milk River Drainage District, and various other drainage districts.

At September 30, 2020, there was approximately $28.3 million in drainage district bonds outstanding. The following presents the proposed amounts of drainage district bonds to be issued by the County in FY21 and in FY22 and the amounts estimated to be outstanding at the end of each fiscal year:

FY21 Proposed: $5.8 million
FY22 Proposed: $5.4 million
Estimated bonds outstanding at 9/30/21: $22.2 million
Estimated bonds outstanding at 9/30/22 $19.7 million

PROJECTED STATEMENTS OF INDEBTEDNESS

	Projection as of September 30, 2021	Projection as of September 30, 2022
Debt Carrying the County's Limited Tax Pledge:		
Building Authority Bonds[1]	$ 170,950,000	$ 170,950,000
Criminal Justice Center Bonds[7]	288,625,000	288,625,000
Capital Improvement Bonds	69,880,000	69,880,000
Stadium Authority Bonds	25,650,000	21,275,000
Drainage Districts Bonds and Notes	22,199,916	19,700,716
Downriver Community Bonds	15,001,278	8,520,000
Delinquent Tax Notes (Existing and Proposed)	141,340,600	141,340,600
Sewage Disposal Bonds	10,564,915	9,714,915
Total Projected Debt Carrying the County's Limited Tax Pledge	$ 744,211,709	$ 730,006,231
Other Debt:		
Capital Lease Obligations	-	-
Brownfield Revolving Loan Fund Note	-	-
Wayne County Building Authority Revenue Bonds	12,955,000	12,605,000
Total Other Debt	$ 12,955,000	$ 12,605,000
Gross Direct Debt	$ 757,166,709	$ 742,611,231
Deductions:		
Wayne County Building Authority Revenue Bonds[6]	12,955,000	12,605,000
Stadium Authority Bonds[2]	25,650,000	21,275,000
Existing and Proposed Drainage Districts Bonds and Notes[3]	22,199,916	19,700,716
Downriver Community Bonds	15,001,278	8,520,000
Delinquent Tax Notes (Existing and Proposed)[4]	141,340,600	141,340,600
Existing and Proposed Sewage Disposal Bonds[5]	10,564,915	9,714,915
Total Deductions	$ 227,711,709	$ 213,156,231
Projected Net Direct Debt	$ 529,455,000	$ 529,455,000

(1) Payable from lease rentals which constitute full faith and credit obligations of the County.
(2) Motor vehicle rental and hotel tax revenues are projected to be sufficient to cover debt service.
(3) Payments from benefited local communities or properties are projected to be sufficient to cover debt service, based on experience.
(4) Delinquent tax revenues are projected to be sufficient to cover debt service, based on experience.
(5) User fees or payments from benefitted local communities are projected to be sufficient to cover debt service, based on experience.
(6) Payable solely from state of Michigan lease payments.
(7) Payable from Distributable State Aid Deposit payments

Property in the County is currently taxed for a proportionate share of outstanding debt obligations of overlapping governmental entities including school districts, cities, villages and townships within the County of Wayne, the Regional Educational Service Agency and Wayne County Community College. The table below shows the County's outstanding tax supported overlapping debt as of September 30, 2020.

OVERLAPPING DEBT
As of September 30, 2021

Cities and Townships	3,597,599,425
School Districts	3,401,502,964
Community Colleges	26,000,128
Libraries	24,245,000
Total Overlapping Debt	7,049,347,517

Source: 2019 Wayne County CAFR

Debt Statement Summary:

The following table shows the County's net direct and overlapping debt as of September 30, 2020 (unaudited)

NET DIRECT AND OVERLAPPING DEBT
As of September 30, 2021

Direct debt:	
Gross Principal amount	$ 757,166,709
Less amount payable from other sources	(227,711,709)
Net direct debt	529,455,000
Overlapping debt	7,049,347,517
Net direct and overlapping debt	$ 7,578,802,517

Source: Municipal Advisory Council of Michigan and Wayne County Department of Management and Budget

REVENUES PLEDGED FOR THE RETIREMENT OF REVENUE BONDS
FISCAL YEARS 2020-2021 THROUGH 2023-2024
(Actual and Proposed)

BOND DESCRIPTION	SOURCE OF REVENUE	FISCAL 2019-2020	FISCAL 2020-2021	FISCAL 2021-2022	FISCAL 2022-2023	FISCAL 2023-2024
Wayne County Building Authority Revenue Bonds						
Series 2011A (Hamtramck DHS Bldg)	(A)	522,913	515,075	-	-	-
Series 2011B (Inkster DHS Bldg)	(A)	510,763	524,163	-	-	-
		$ 1,033,675	$ 1,039,238	$ -	$ -	$ -
Northeast Sewage Disposal System Bonds:						
Series 2013	(B)	817,000	814,900	817,550	814,950	817,100
		$ 817,000	814,900	817,550	814,950	817,100
Downriver Sewage Disposal System Bonds:						
Series 2007D	(B)	331,706	332,425	332,438	332,025	332,131
Series 2008A (Proj 5217-03)	(B)	681,676	678,676	680,426	681,801	682,801
Series 2008B (Proj 5217-04)	(B)	767,375	767,438	767,125	771,375	770,188
Series 2008C (Proj 5217-05)	(B)	273,188	277,688	277,000	276,188	275,250
Series 2008D (Proj 5217-02)	(B)	276,102	275,727	275,227	274,602	278,852
Series 2013 (Proj 5419-01\)		701,869	706,119	705,119	703,919	702,519
Series 2018 (Proj 5420-01)		1,028,559	1,030,184	1,031,309	1,031,934	1,032,059
		4,060,475	4,068,257	4,068,644	4,071,844	4,073,800
Rouge Valley Sewage Disposal System Bonds						
CWRF Project 5350-01	(B)	$ 720,960	$ 722,273	$ 728,148	728,585	728,248
5402-01		$ 204,371	205,746	206,996	203,121	204,246
		$ 925,331	$ 928,019	$ 935,144	$ 931,706	$ 932,494
Southgate Wyandotte Relief Drain Disrict						
Project # 5392-01	(B)	$ 82,750	$ 81,250	$ 84,750	83,125	81,500
Ecorse Creek Pollution Abatement Drainage District:						
CWRF Project 5349-01	(B)	$ 234,375	$ 234,813	$ 235,125	235,313	$ 235,625
ECPAD Drain #1 Series 2014	(B)	$ 322,975	$ 326,263	$ 323,306	324,038	323,269
		$ 557,350	561,075	558,431	559,350	558,894
Total:		$ 7,476,582	$ 7,492,738	$ 6,464,519	$ 6,460,975	$ 6,463,788

(A) Payable from state lease payments.

(B) Payable from net revenues derived from the operation of sewage disposal systems in benefited communities; 2007(D) extrapolated

DEBT SERVICE REQUIREMENTS BY FUND
(Existing and Proposed)
FISCAL YEAR 2020 - 2021

FUND	FUND NAME	PRINCIPAL		INTEREST	TOTAL DEBT SERVICE	
101	General Fund	**$ -**		**$ -**	**$ -**	
301	General Debt Service	**2,945,000**		**3,796,829**	**6,741,829**	
302	Criminal Justice Center	**-**		**14,500,000**	**14,500,000**	
303	Downriver Communities Debt Service	1,540,000		404,075	1,944,075	
330	Stadium Authority Debt Service	4,350,000		1,173,750	5,523,750	*
369	Building Authority Debt Service	5,360,000		17,326,301	22,686,301	*
538	Delinquent Tax Revolving Fund - Series 2019	24,985,000	**	769,538	25,754,538	
539	Delinquent Tax Revolving Fund - Series 2020	87,830,000	**	2,837,432	90,667,432	
540	Delinquent Tax Revolving Fund - Series 2021	28,525,600	**	1,437,333	29,962,933	
596	CSO Basins	145,000	**	34,097	179,097	
598	Rouge Valley Sewage Disposal System	705,000	**	219,486	924,486	
801	Regular Drain Fund	994,301		375,928	1,370,229	***
823	Chapter 20 Drains Fund	6,039,759		3,201,132	9,240,890	***
		$ 163,419,660		**$ 46,075,900**	**$ 209,495,560**	

Funds in Bold relate to debt for which the County primarily pledges its limited full faith and credit for payment of debt service. The other funds relate to debt for which the County secondarily pledges its limited full faith and credit (i.e, the primary source for payment of debt service is not the General Fund).

* The debt service payments for these authorities are not included in the budget because the respective authorities are responsible for paying debt service. Instead of paying debt service directly, pursuant to the contracts of lease between the County and the respective authority, the County pays rental payments to the authorities in amounts exactly equal to the debt service payments (which is in turn used to pay debt service).

** The principal payments for these proprietary funds (totaling $142,190,600) are not included in the budget since they are instead charged to balance sheet accounts in accordance with governmental acccounting standards.

*** The principal and interest payments (totaling $10,611,120) are not included in the budget because drainage districts are component units and do not require approval by the County Commission.

DEBT SERVICE REQUIREMENTS BY FUND
(Existing and Proposed)
FISCAL YEAR 2021 - 2022

FUND	FUND NAME	PRINCIPAL		INTEREST	TOTAL DEBT SERVICE	
101	General Fund	**$ -**		**$ -**	**$ -**	
301	General Debt Service	**2,945,000**		**3,796,829**	**6,741,829**	
302	Criminal Justice Center	**-**		**14,500,000**	**14,500,000**	
303	Downriver Communities Debt Service	1,540,000		404,075	1,944,075	
330	Stadium Authority Debt Service	4,350,000		1,173,750	5,523,750	*
369	Building Authority Debt Service	5,360,000		17,326,301	22,686,301	*
539	Delinquent Tax Revolving Fund - Series 2020	24,985,000	**	769,538	25,754,538	
540	Delinquent Tax Revolving Fund - Series 2021	87,830,000	**	2,837,432	90,667,432	
541	Delinquent Tax Revolving Fund - Series 2022	28,525,600	**	1,437,333	29,962,933	
596	CSO Basins	145,000	**	34,097	179,097	
598	Rouge Valley Sewage Disposal System	705,000	**	219,486	924,486	
801	Regular Drain Fund	994,301		375,928	1,370,229	***
823	Chapter 20 Drains Fund	6,039,759		3,201,132	9,240,890	***
		$ 163,419,660		**$ 46,075,900**	**$ 209,495,560**	

Funds in Bold relate to debt for which the County primarily pledges its limited full faith and credit for payment of debt service. The other funds relate to debt for which the County secondarily pledges its limited full faith and credit (i.e, the primary source for payment of debt service is not the General Fund).

* The debt service payments for these authorities are not included in the budget because the respective authorities are responsible for paying debt service. Instead of paying debt service directly, pursuant to the contracts of lease between the County and the respective authority, the County pays rental payments to the authorities in amounts exactly equal to the debt service payments (which is in turn used to pay debt service).

** The principal payments for these proprietary funds (totaling $179,153,529) are not included in the budget since they are instead charged to balance sheet accounts in accordance with governmental acccounting standards.

*** These principal and interest payments (totaling $10,727,453) are not included in the budget because drainage districts are component units and do not require approval by the County Commission.

CHARTER COUNTY OF WAYNE, MICHIGAN

PROJECTED DEBT SERVICE REQUIREMENTS

(Actual and Proposed)

For the Year Ending September 30,

Fiscal Year	Criminal Justice Center Bonds	Capital Improvement Bonds	Stadium Authority Bonds	Building Authority Bonds	Drainage District Bonds and Notes	Downriver Communities	Sewage Disposal System Bonds
2021	13,589,900	6,758,560	5,766,875	21,857,538	2,758,302	7,053,369	1,128,435
2022	13,589,900	6,741,829	5,523,750	21,647,063	2,771,292	1,575,075	1,136,935
2023	18,767,150	6,725,188	5,277,000	21,428,694	2,666,216	1,252,200	1,134,748
2024	18,760,025	6,703,519	5,036,625	21,196,275	2,438,416	1,249,894	1,137,069
2025	18,754,275	6,228,279	4,787,750	20,953,650	2,150,401	1,244,100	1,128,810
2026	18,749,150	6,136,384	4,545,500	20,699,431	2,180,392	1,245,681	1,130,123
2027	18,739,025	6,132,880	4,299,875	20,408,250	2,210,245	1,245,750	1,125,810
2028	18,733,150	6,125,825		20,106,000		1,244,375	
2029	18,720,775	6,114,913		19,782,500		1,240,250	
2030	18,716,025	6,109,024		19,441,000		-	
2031	18,703,025	6,096,430		19,084,250		-	
2032 and thereafter	334,869,300	46,041,431	-	166,176,000	8,617,664	-	5,307,580
Total	$ 530,691,700	$ 115,914,261	$ 35,237,375	$ 392,780,650	$ 25,792,928	$ 17,350,694	$ 13,229,511

Note: Proposed debt based on estimated debt schedules.

CHARTER COUNTY OF WAYNE, MICHIGAN

PROJECTED DEBT SERVICE REQUIREMENTS

(Actual and Proposed)

For the Year Ending September 30,

Fiscal Year	Delinquent Tax Note Obligations Series 2018*	Proposed Delinquent Tax Note Obligations Series 2019*	Proposed Delinquent Tax Note Obligations Series 2020*	Proposed Delinquent Tax Note Obligations Series 2021*	Proposed Drain Drainage District Bonds	Total Projected Debt Service
2021	23,671,291	80,996,702	31,128,133	-	9,297,817	204,008,944
2022	-	25,754,538	90,667,432	29,962,933	9,297,817	208,670,586
2023	-	-	-	-	9,297,817	66,551,036
2024	-	-	-	-	9,297,817	65,821,665
2025	-	-	-	-	9,297,817	64,547,107
2026	-	-	-	-	9,297,817	63,986,504
2027	-	-	-	-	9,297,817	63,461,680
2028						
2029						
2030						
2031						
2032 and thereafter	-	-	-	-	101,576,738	662,588,713
Total	$ 23,671,291	$ 106,751,240	$ 121,795,565	$ 29,962,933	$ 166,661,459	1,579,839,608

Note: Proposed debt based on estimated debt schedules.

Adopted Budget FY 2020-2021
and
Projected FY 2021-2022

CAPITAL IMPROVEMENT PLAN BY PROJECT

CIP Fiscal Year 2021
$216.27 Million

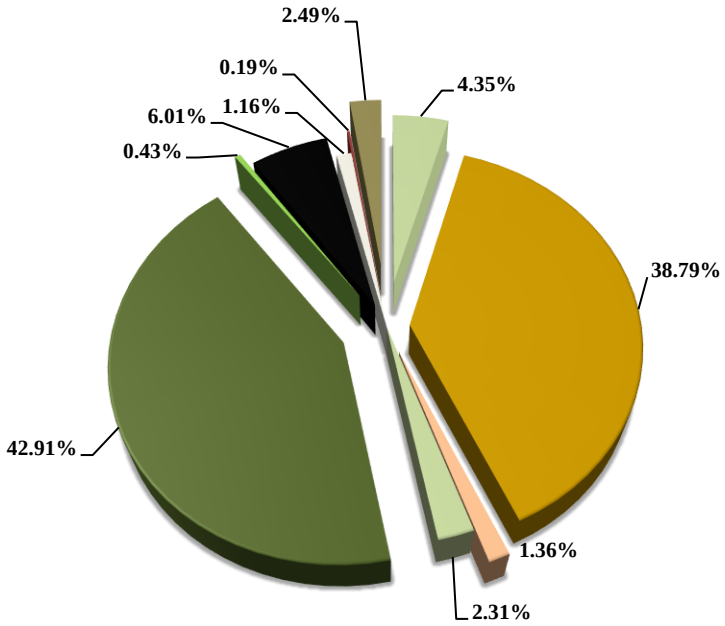

- M&B $9.40
- ROADS $83.88
- PARKS $2.95
- NON-DEPARTMENTAL $5.00
- CRIMINAL JUSTICE CENTER $92.8
- CSO BASINS $0.94
- ROUGE VALLEY $13.00
- TECHNOLOGY $2.50
- SOUTHGATE-WYANDOTTE $0.42
- MILK RIVER SYSTEM $5.39

CIP Fiscal Year 2022
$325.56 Million

- M&B $4.85
- ROADS $51.08
- PARKS $2.95
- NON-DEPARTMENTAL $5.00
- CRIMINAL JUSTICE CENTER $241.93
- CSO BASINS $0.94
- ROUGE VALLEY $13.00
- TECHNOLOGY $1.20
- SOUTHGATE-WYANDOTTE $0.42
- MILK RIVER SYSTEM $4.20

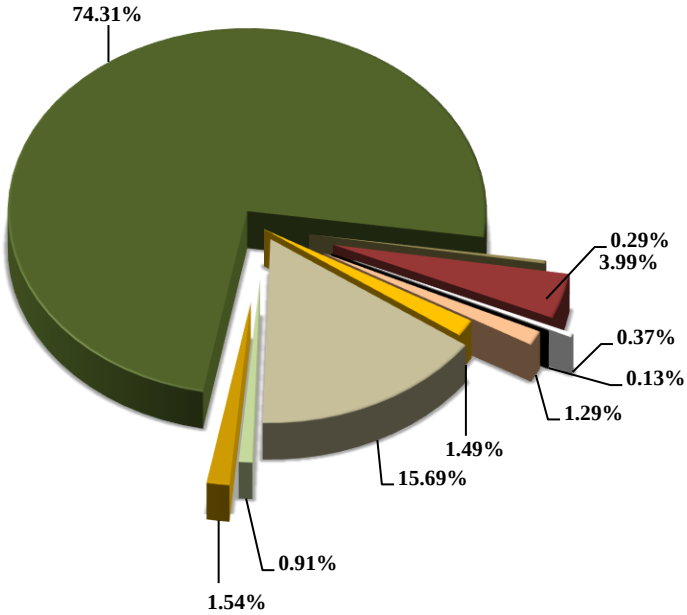

FIVE-YEAR CAPITAL IMPROVEMENT PLAN

Pursuant to Article 5.126f of the Home Rule Charter for the County of Wayne, the County Executive is required to prepare and submit a Five-Year Capital Program on an annual basis to the County Commission. The Capital Improvement Plan (CIP) identifies capital projects, funding sources and projected expenditures over a five-year period. The CIP is coordinated with the development of the annual operating budget as well as the County's debt service policy. Although the costs of the CIP are projected over five years, only those costs in the first year are included in the County's annual appropriations ordinance. The County's Capital Improvement Plan for FY 2020-2021 includes divisional projects within the Department of Public Services and General Fund projects. The remaining four years are presented as an informational guide for future planning and are subject to further review, modification and appropriation by the County Commission in subsequent years. These schedules can be found at the beginning of each section.

2020-2021 CAPITAL IMPROVEMENT PLAN		ANNUAL OPERATING BUDGET IMPACT		
DEPARTMENT/DIVISION (in 000's)	**TOTAL APPROPRIATION**	**PERSONNEL COSTS**	**OTHER OPERATING COSTS**	**TOTAL**
PUBLIC SERVICES				
ENGINEERING & EQUIPMENT	83,882	8,154	75,728	83,882
ENVIRONMENTAL SERVICES	19,742	317	19,425	19,742
PARKS	2,947	400	2,547	2,947
NON DEPARTMENTAL	5,000	0	5,000	5,000
CRIMINAL JUSTICE CENTER	92,800	0	92,800	92,800
MANAGEMENT & BUDGET	9,400	0	9,400	9,400
DEPARTMENT OF INFORMATION TECHNOLOGY	2,500		2,500	2,500
TOTAL (IN THOUSANDS)	**$216,271**	**$8,871**	**$207,400**	**$216,271**

THE DEPARTMENT OF PUBLIC SERVICES

Engineering, Equipment and Roads Division: Capital plans include Road Maintenance, Equipment and Engineering project costs for all the roadwork to be completed in FY 2020-2021. The funds that were included in the CIP for Engineering/Equipment projects are $83,882,319.

Environmental Services Group: The CIP includes a number of capital asset and infrastructure replacement projects. Aging assets are systematically being upgraded or replaced to maximize operating efficiency and to meet increased sewage and drain flow demands. The 2020-2021 Budget for such projects is $19,851,000.

Parks Division: Capital funding will be used for design, construction, and improvement of parks facilities throughout the County Parks System as well as several local parks. The 2020-2021 CIP budget sum to $2,947,000 and is funded through a dedicated parks millage.

TECHNOLOGY

The Fiscal Year 2020-2021CIP allocates $1,300,000 for the purpose of technology refresh and equipment or operating systems reaching end of life.

MANAGEMENT &BUDGET

The CIP includes costs of $9,400,000 for the replacement of the JD Edwards and PeopleSoft systems which are outdated and hard to support.

NON DEPARTMENTAL

Funding of $5,000,000 has been allocated to replace sheriff vehicles ($600,000) and for various repairs, improvements and/or renovations to county owned facilities ($4,400,000).

WC CRIMINAL JUSTICE CENTER PROJECT

The new Criminal Justice Center (CJC) will replace Frank Murphy Hall of Justice, the County's Division I and II Jails and Juvenile Detention Center. The CJC will house the County's jail, administrative offices for the sheriff and prosecutor, criminal courthouse and juvenile detention facility.

The CJC will be located I-75 and Warren. The complex is expected to be completed in 2022.

FIVE YEAR CAPITAL IMPROVEMENT PLAN BY FUND
FISCAL YEAR 2020-2022

FUND	PROGRAM	FISCAL YEAR 2019-2020	FISCAL YEAR 2020-2021	FISCAL YEAR 2021-2022
101	MANAGEMENT & BUDGET	$ 9,400,000	$ 9,400,000	$ 9,400,000
201	PUBLIC SERVICES - ROADS	50,927,000	83,882,319	51,081,430
208	PUBLIC SERVICES - PARKS	2,797,000	2,947,000	2,947,000
401	NON-DEPARTMENTAL - CAPITAL PROGRAMS	5,000,000	5,000,000	5,000,000
467	JAIL CONSTRUCTION - CRIMINAL JUSTICE CENTER	139,265,200	92,800,000	241,930,000
596	PUBLIC SERVICES - CSO BASINS	935,000	935,000	935,000
598	PUBLIC SERVICES - ROUGE VALLEY SYSTEM	13,000,000	13,000,000	13,000,000
635	TECHNOLOGY	2,500,000	1,300,000	1,300,000
801	PUBLIC SERVICES - N. Br. ECORSE CREEK	104,000	-	-
820	PUBLIC SERVICES - SOUTHGATE-WYANDOTTE DRAINAGE SYSTEM	421,000	416,340	416,340
830	PUBLIC SERVICES - MILK RIVER SYSTEM	5,000,000	5,391,000	4,198,000
834	THIRD CIRCUIT COURT	1,100,000	-	-
ALL FUNDS		**$ 230,449,200**	**$ 215,071,659**	**$ 330,207,770**

Adopted Budget FY 2020-2021
and
Projected FY 2021-2022

DEPARTMENT OF PUBLIC SERVICES
DIVISION OF ENGINEERING, EQUIPMENT AND ROADS

WAYNE COUNTY
DEPARTMENT OF PUBLIC SERVICES
DIVISION OF ENGINEERING, EQUIPMENT, AND ROADS

The Road Fund is dedicated to the maintenance and construction of primary, local and county roads within Wayne County. For 2019-2020, the Road Fund Divisions anticipate receiving approximately **$90,000,000** from State and Federal Gas and Weight Tax Allocations (Act 51), State Maintenance Contracts and Federal Project Funding.

2020-2021 CAPITAL BUDGET		ANNUAL OPERATING BUDGET IMPACT		
PROJECT (in 000's)	**TOTAL APPROPRIATION**	**PERSONNEL COSTS**	**OTHER OPERATING COSTS**	**TOTAL**
ENGINEERING PROJECTS	$63,893	$8,154	$55,739	$63,893
EQUIPMENT REPLACEMENT	14,000	0	14,000	14,000
ROADS	0	0	0	0
TOTAL	**$77,893**	**$8,154**	**$69,639**	**$77,893**

ENGINEERING: The Division of Engineering is responsible for the development of the Five Year Capital Improvement Project (CIP) List. The CIP list consists of road construction and maintenance projects to be performed during the year.

The division has a computerized road inventory information system for its 720 miles of County primary roads. The road inventory is updated annually to reflect changes resulting from surface condition surveys; traffic counts (congestion) and accident data (safety management). The Five-Year Road Improvement plan is developed by evaluating the data from these three areas and prioritizing the projects based on anticipated funding and project costs. Funding for the majority of the projects is provided by the Federal Government under the Safe, Accountable, Flexible, and Efficient Transportation Equity Act - A Legacy for Users (SAFETEA-LU) and the State of Michigan from the Transportation Economic Development Fund (TEDF). The local share (usually 20%) is split between the County and the City in which the project is located. The county funds the full local share in townships. FY2012-2021 CIP Projects are anticipated to total $69,793,000.

EQUIPMENT: The Division of Equipment continually monitors and reviews the entire inventory of Wayne County equipment for upgrade and replacement. The process analyzes equipment conditions, utilization and workload. This information and input from operating divisions is used to prepare equipment specifications for the most cost effective and reliable equipment replacements.

A Five-Year Procurement Plan is established based on the anticipated life cycle of each unit. From this plan, a yearly capital procurement list is formed with each acquisition based upon the above factors.

The capital procurement is adjusted as a result of accidents or unexpected wear of a particular unit.

Presently, most capital acquisitions are replacements to the existing fleet. Prior to disposal of a piece of equipment, the unit is reviewed and a written condition report is prepared. Units are disposed of at a public auction in accordance with the Wayne County Procurement Ordinance. All purchases are funded with Act 51, Gas and Weight Tax Revenues. Proceeds will be used during FY 2020-2021 totaling $13,989,319. This funding was identified to address the need to purchase eighteen (18) 10 Yard Dump Trucks with Wing Plows, ten (10) 10 Yard Dump Trucks without Wing Plows, one (1) Road Grader, one (1) Crane Truck, two (2) High Volume Chipper Trucks, three (3) 3-Yard Dump Trucks, seven (7) Pick-up Trucks, one (1) Attenuator Trailer, four (4) Bucket Trucks, five (5) Sweepers, and thirteen (13) 5 Yard Dump Trucks. This equipment will allow the Roads Division to expand their capabilities with construction and maintenance operations.

ROAD MAINTENANCE: Throughout the year, the Division of Roads/Structure Maintenance Section is responsible for maintenance and upkeep of the Division's Facilities which include 308 bridges on the Wayne County Road System and 840 bridges on State Trunklines and freeways in Wayne County, 162 storms, water pump stations (546 pumps) and 207 impact attenuators. The Building Maintenance Unit of this section maintains 17 Roads Division Maintenance Yards, 6 salt storage yards and the Neudeck Building.

Additionally, this section also maintains 7 bridges, 4 tunnels and 12 pumphouses for the Airport Authority.

Annually, the Building Maintenance Unit Supervisory Personnel and Structure Maintenance Engineer determine project priorities and prepare a Five-Year Capital Improvement Plan based on the needs identified and available funding. Needs are identified using the procedures set up by the Wayne County Federal Aid Committee (FAC) in 2006.

Criteria for Project Selection:
1) PASER (Pavement Surface Evaluation Rating) Rating– (*road condition*) rated from 1 to 10 1 = Failed Pavement, 10 = New Construction

2) National Functional Classification (NFC) – (*road classification*) Principal Arterial, Minor Arterial, Collector (largest to smallest)

3) Daily Traffic Volume (DTV) (*2-way, 24 hour traffic volume*)

Guidelines:
The most current PASER (Pavement Surface Evaluation and Rating) data, NFC Classifications and DTV will be utilized to make the selections. This data will be analyzed and tabulated to create potential road projects and establish a "Needs List". A proposed Surface Transportation Program-Urban (STP-U) Federal Aid program will then be recommended and presented to the FAC for discussion and approval.

Local Match Funding:
Wayne County Juris Roads located:

- Within a City; 50% County / 50% City.
- Within a Township; 100% County / 0% Twp.

Agreements may vary depending upon the scope.
City Juris Roads:

- City 100% / WC 0%

Procedure:

1) A yearly call for Projects will be made for all non-County juris roads.

2) Application submittals for proposed projects due 6 weeks after the call for Projects**.**
   - Projects should be a minimum of 0.25 miles in length
   - Need to provide a current 2-way, 24-hour traffic count for a section of road.

3) Cities need to report the following information to WC as it becomes available so appropriate reports to the FAC can be prepared: Program application date, MDOT GI Date, Project Estimate, Bid Date and Bid Amount.

4) A Needs List will be established utilizing the Project Selection Criteria and a Federal Aid Program will be presented to the FAC for approval.

For the FY 2019-20, no money has been budgeted for Capital Improvements to Road Yard Facilities.

BUDGET IMPACT STATEMENT: Prudent planning and operational changes made during the FY 2018-2019 allowed the Road Fund to carry over a $129,569,518 Fund Balance into FY 2019-2020. Carrying-over the fund balance as well as continuous improvement and efficiencies should enable the Road Fund Divisions to avoid any significant reductions in force.

The Fiscal Year 2020-2021 Engineering CIP reflects an increase of 36% from FY 2019-2020. The last two years of the CIP are highlighted by an emphasis on federal aid resurfacing programs in 2020 & 2021. These amounts are subject to change depending on the evaluation of Wayne County roads and projects being selected and completion of CIP projects from previous years.

COUNTY OF WAYNE
DEPARTMENT OF PUBLIC SERVICES
ENGINEERING DIVISION

FIVE YEAR CAPITAL IMPROVEMENT PLAN

PROJECT NUMBER	PROJECT DESCRIPTION	ESTIMATED CONTRACTED COST	FEDERAL/ STATE SHARE	COMMUNITY/ LOCAL SHARE	WAYNE COUNTY ROADS SHARE	FUNDING RESOURCE	1 FISCAL 2020-2021	2 FISCAL 2021-2022	3 FISCAL 2022-2023	4 FISCAL 2023-2024	5 FISCAL 2024-2025
30-217a	Allen and Van Horn Roads	12,627	8,164	2,700	1,763	W,F,C	4,000	2,627			
30-217b	Allen / CN RR Grade Separation	27,000	12,000	6,300	8,700	W,S,C	14,000	12,000			
30-367	Wayne / Ecorse Intersection	1,000	800	100	100	W	500	500			
30-369	Schaefer / Fort (M-85) - River Rouge C.L. (Bassett/Ethel)	1,490	0	0	1,490	W	290				
30-373	Haggerty / I-94 N.Service Drive - Tyler	1,400	1,146	0	254	W,F	1,000	400			
30-411	Grosse Ile Pkwy Bridge Phase 1 - Bridge Rehab 2018	1,300	1,064	0	236	W,F	1,000				
30-421	Mack and Moross PM - 2019	3,900	3,192	0	708	W,F	900				
30-423	Oakville-Waltz/Oakville-Waltz Cut-Off, STP-Rural - 2019	1,250	1,023	0	227	W,F	1,200				
30-424	Grosse Ile Pkwy Bridge Phase 2	5,300	4,338	0	962	W,F	2,300				
30-425	Rotunda Drive / Village - Military	3,785	3,785	0	0	S	2,000	1,785			
30-426	Oakwood Blvd / Village - Rotunda Drive	2,914	2,504	410	0	S	1,000	1,414			
30-429	Jefferson , W / Sibley - Pennsylvania	2,770	0	0	2,770	W	1,770				
30-433	Inkster / Ecorse - Van Born	8,000	6,548	726	726	W,F,C	3,000	4,000			
30-435	Merriman/James-Hawthorne,Mid Rouge Br, E.N.Hines Dr Br	3,755	3,073	341	341	W,F,C	1,500	2,255			
30-437	Middle Belt / Michigan (US-12) - Cherry Hill	2,497	2,044	227	226	W,F,C	497				
30-438	Oakwood Blvd / Harman St - I-94 Freeway	850	696	77	77	W,F,C	250				
30-439	Outer Dr-W / Michigan (US-12) - Golfview	2,400	1,964	218	218	W,F,C	400				
30-440	Huron River Dr Bridge; Huron Riv Dr/ Haggerty S-Haggerty N	2,750	2,251	0	499	W,F	1,750				
30-447	Traffic Signal * Ecorse / Pelham	205	185	0	21	W,F	205				
30-448	Traffic Signal * Eureka / Toledo	212	191	0	21	W,F	212				
30-449	Traffic Signal * Hannan / North Line	1,500	1,200	0	300	W,F	500				
30-450	Traffic Signal * Van Born / Beech-Daly	208	187	0	21	W,F	208				
30-453	Traffic Signal * Base Line / Haggerty and Napier	450	0	113	338	W,F	200				
30-454	Ecorse / Pardee - Monroe	800	655	73	73	W,F	400	400			
30-455	Merriman / Joy - Plymouth	1,240	1,015	113	112	W,F	1,000	240			
30-456	Outer Dr-W / I-75 Freeway - Fort (M-85)	520	426	47	47	W,F	520				
30-457	Outer Dr-W / Golfview - Ford (M-153)	1,360	1,113	123	123	W,F	1,000	360			
30-458	Outer Dr-W / Jefferson, W - Ecorse City Limit	2,500	2,046	227	227	W,F	1,000	1,500			
30-459	Six Mile / Church - Dequindre	820	671	74	74	W,F	820				
30-460	Southfield / Ecorse City Limit - Jefferson, W	1,578	1,292	143	143	W,F	1,000	578			
30-461	Preventative Maintenance 2021	640	524	0	116	W,F	640				
30-462	Conant / Holbrook - Carpenter	2,000	0	0	2,000	W	1,000	1,000			
30-463	Five Mile (Fenkell) / Schaefer - Meyers	1,100	0	0	1,100	W	750	350			
30-464	Inkster / Annapolis - Michigan (US-12)	2,340	0	0	2,340	W	2,340				
30-465	Outer Drive-E / Chalmers - Chandler Park Drive	3,500	0	0	3,500	W	3,500				
30-466	Outer Drive-W / Schaefer - Seven Mile	1,500	0	0	1,500	W	1,000	500			
30-467	Rotunda Drive / Commerce - I-94 Freeway	2,130	0	0	2,130	W	2,130				
30-468	Seven Mile / Prevost - Greenfield	1,000	0	0	1,000	W	1,000				
30-469	Van Born / Inkster - Beech-Daly	2,250	0	0	2,250	W	2,250				
30-470	Van Born / Venoy - Merriman	1,750	0	0	1,750	W	1,750				
30-471	Wayne / Ford (M-153) - Warren	2,000	0	0	2,000	W	1,000				
30-472	Cherry Hill / Lilley - Haggerty	2,000	1,600	0	400	W,F	1,500				
30-473	Ferney and Wyoming, from Dix to Eagle	1,520	0	0	1,520	W	1,520				
30-474	Miller / Dix - Miller Road Bridge	6,040	0	0	6,040	W	3,040	3,000			
30-475	TS * Denton / Ridge / Saltz Intersection	350	0	0	350	W	350				
30-476	Warren / Outer Dr-W - Heyden	1,255	1,027	57	171	W,F,C	500	755			
30-477	Farmington / Orangelawn - Plymouth	1,100	900	100	100	W,F		1,100			
30-478	Vining Culvert / Blakely Drain	1,000	819	0	182	W,F	1,000				
30-479	Beck / Ford (M-153) - Warren	1,100	900	0	200	W,F		1,100			
30-480	Beech-Daly / Warren - Joy	1,500	1,228	136	136	W,F,C		1,500			
30-481	Evergreen / Hubbard - Ford (M-153)	1,200	982	109	109	W,F,C		1,200			
30-482	Merriman / Schoolcraft - Five Mile	1,500	1,228	136	136	W,F,C		1,500			
30-483	Six Mile / Inkster - Beech-Daly, Six Mile Br / Tarabusi Creek	3,100	2,537	0	563	W,F		3,100			
30-484	Preventative Maintenance 2022	700	573	0	127	W,F,C		700			
30-485	TS * Six Mile / Hubbard Intersection	201	181	10	10	W,F,C	201				
	Act 51 Road Resurfacing Program 2022	**10,000**	**0**	**0**	**10,000**	**W**		**10,000**			
	Traffic Signal Upgrades - 2023	300	0	0	300	W			300		
	City of Detroit Road Resurfacings - 2023	2,200	0	0	2,200	W,F			2,200		
	Concrete Pavement Repair - 2023	700	0	0	700	W			700		
	County Gravel Road Paving - 2023	2,200	0	1,600	600	W,C			2,200		
	Culvert Replacement - 2023	650	0	0	650	W			650		
	Intersections/Railroad Crossings -2023	600	0	0	600	W			600		
	Act 51Road Resurfacing Program 2023	**10,000**	**0**	**0**	**10,000**	**W,F,C**			**10,000**		
	Federal Aid Road Resurfacing Program 2023	**35,000**	**28,000**	**2,800**	**4,200**	**W,F,C**			**30,000**		
	Traffic Signal Upgrades - 2024	300	0	0	300	W				300	
	City of Detroit Road Resurfacings - 2024	2,200	0	0	2,200	W,F				2,200	
	Concrete Pavement Repair - 2024	700	0	0	700	W				700	
	County Gravel Road Paving - 2024	2,200	0	1,600	600	W,C				2,200	
	Culvert Replacement - 2024	650	0	0	650	W				650	
	Intersections/Railroad Crossings -2024	600	0	0	600	W				600	
	Act 51Road Resurfacing Program 2024	**10,000**	**0**	**0**	**10,000**	**W,F,C**				**10,000**	
	Federal Aid Road Resurfacing Program 2024	**38,000**	**30,400**	**3,040**	**4,560**	**W,F,C**				**33,000**	
	Traffic Signal Upgrades - 2025	300	0	0	300	W					300
	City of Detroit Road Resurfacings - 2025	2,200	0	0	2,200	W,F					2,200
	Concrete Pavement Repair - 2025	700	0	0	700	W					700
	County Gravel Road Paving - 2025	2,200	0	1,600	600	W,C					2,200
	Culvert Replacement - 2025	650	0	0	650	W					650
	Intersections/Railroad Crossings -2025	600	0	0	600	W					600
	Act 51Road Resurfacing Program 2025	**10,000**	**0**	**0**	**10,000**	**W,F,C**					**10,000**
	Federal Aid Road Resurfacing Program 2025	**40,000**	**32,000**	**3,200**	**4,800**	**W,F,C**					**35,000**
	ANNUAL TOTALS						**69,893**	**53,864**	**46,650**	**49,650**	**51,650**

CAPITAL IMPROVEMENT PROJECT NARRATIVE DESCRIPTION 2021-2025

DEPARTMENT/DIVISION: DPS / ENGINEERING DIVISION

PROJECT TITLE: ALLEN ROAD AND VAN HORN ROADS

PROJECT NUMBER: 30-217A

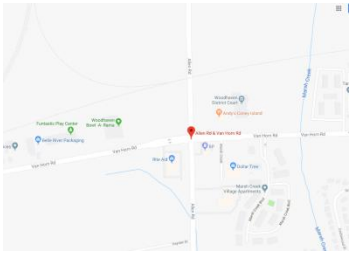

PROJECT LOCATION: WOODHAVEN

DISTRICT: 14

PRIORITY: 1 **(1=HIGH, 2=MEDIUM, 3=LOW)**

PROJECT DESCRIPTION AND SCOPE: RESURFACE ALLEN FROM RAILROAD TRACK TO WEST ROAD; WIDEN AND RESURFACE ALLEN FROM VREELAND TO VAN HORN; RECONSTRUCT VAN HORN EAST AND WEST OF ALLEN; VAN HORN CULVERT OVER BLAKELY DRAIN REPLACEMENT

RATIONALE: IMPROVE ROADWAY CONDITION AND SUPPORT ECONOMY

ALIGNMENT WITH COUNTY AND DEPT/DIV OBJECTIVES: ROADWAY SYSTEM IMPROVEMENT AND ECONOMIC DEVELOPMENT SUPPORT

START AND COMPLETION DATES: JUNE 2020 TO NOVEMBER 2021

FUNDING STRATEGY: FEDERAL GRANT, STATE OF MICHIGAN MTF FUNDS, LOCAL COMMUNITY

MEANS OF FINANCING: HPP REPURPOSE = $8,200,000; ACT 51 = $2,000,000; CITY OF WOODHAVEN = $2,000,000

BENEFITS OF DOING THIS PROJECT: IMPROVED TRANSPORTATION SYSTEM, REDUCED COSTS FOR TRAVELING PUBLIC AND INCREASED ECONOMIC DEVELOPMENT OPPORTUNITIES

PROJECT FUNDING AND BENEFITS			
	Capital (one-time or project costs)	**On-going Operating Expense** (Recurring operational costs to support project after completion)	**Benefits** (Operating cost reductions due to implementation of project)
APPROPRIATED TO DATE:	6,000,000	$0	$0
BUDGETED – FY2021:	4,000,000	$0	$0
PROJECTED – FY2022:	2,627,000	$0	$0
PROJECTED – FY2023:	$0	$0	$0
PROJECTED – FY2024:	$0	$0	$0
PROJECTED – FY2025:	$0	$0	$0
FUTURE:	$0	$0	$0
TOTAL:	12,627,000	$0	$0

EXPANDED NARRATIVE PROJECT DETAIL JUSTIFICATION: INCREASED SAFETY AND REDUCED DELAYS FOR TRAVELING PUBLIC

CAPITAL IMPROVEMENT PROJECT NARRATIVE DESCRIPTION 2021-2025

DEPARTMENT/DIVISION: DPS / ENGINEERING DIVISION

PROJECT TITLE: ALLEN / CN RR GRADE SEPARATION

PROJECT NUMBER: 30-217B

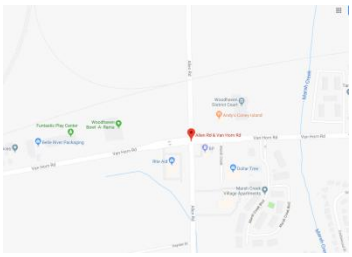

PROJECT LOCATION: WOODHAVEN

DISTRICT: 14

PRIORITY: 1 **(1=HIGH, 2=MEDIUM, 3=LOW)**

PROJECT DESCRIPTION AND SCOPE: BUILD RAILROAD BRIDGE OVER DEPRESSED ALLEN ROAD; PUMPHOUSE; UTILITY RELOCATIONS

RATIONALE: REDUCE ROADWAY CONGESTION AND SUPPORT ECONOMY

ALIGNMENT WITH COUNTY AND DEPT/DIV OBJECTIVES: ROADWAY SYSTEM IMPROVEMENT AND ECONOMIC DEVELOPMENT SUPPORT

START AND COMPLETION DATES: SEPTEMBER 2020 TO NOVEMBER 2022

FUNDING STRATEGY: STATE OF MICHIGAN MTF FUNDS, LOCAL COMMUNITY, RAILROAD FUNDING

MEANS OF FINANCING: STATE EARMERK = $12,000,000; ACT 51 = $9,000,000; CITY OF WOODHAVEN = $7,000,000

BENEFITS OF DOING THIS PROJECT: IMPROVED TRANSPORTATION SYSTEM, REDUCED COSTS FOR TRAVELING PUBLIC AND INCREASED ECONOMIC DEVELOPMENT OPPORTUNITIES

PROJECT FUNDING AND BENEFITS			
	Capital (one-time or project costs)	**On-going Operating Expense** (Recurring operational costs to support project after completion)	**Benefits** (Operating cost reductions due to implementation of project)
APPROPRIATED TO DATE:	1,000,000	$0	$0
BUDGETED – FY2021:	14,000,000	$0	$0
PROJECTED – FY2022:	12,000,000	$0	$0
PROJECTED – FY2023:	$0	$0	$0
PROJECTED – FY2024:	$0	$0	$0
PROJECTED – FY2025:	$0	$0	$0
FUTURE:	$0	$0	$0
TOTAL:	27,000,000	$0	$0

EXPANDED NARRATIVE PROJECT DETAIL JUSTIFICATION: INCREASED SAFETY AND REDUCED DELAYS FOR TRAVELING PUBLIC

CAPITAL IMPROVEMENT PROJECT NARRATIVE DESCRIPTION 2021-2025

DEPARTMENT/DIVISION: DPS / ENGINEERING DIVISION

PROJECT TITLE: WAYNE / ECORSE INTERSECTION

PROJECT NUMBER: 30-367

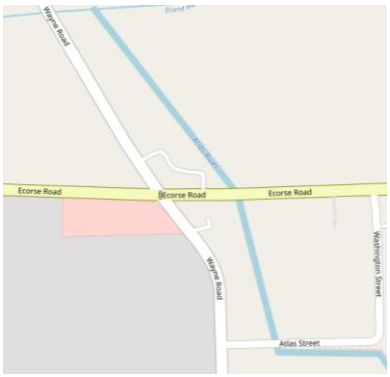

PROJECT LOCATION: ROMULUS

DISTRICT: 11

PRIORITY: 1 **(1=HIGH, 2=MEDIUM, 3=LOW)**

PROJECT DESCRIPTION AND SCOPE: INTERSECTION WIDENING AND TRAFFIC SIGNAL MODERNIZATION

RATIONALE: TO IMPROVE ROAD CONDITION

ALIGNMENT WITH COUNTY AND DEPT/DIV OBJECTIVES: ROADWAY SYSTEM IMPROVEMENT AND ECONOMIC DEVELOPMENT SUPPORT

START AND COMPLETION DATES: APRIL 2021 - JULY 2022

FUNDING STRATEGY: FEDERAL, STATE OF MICHIGAN, WAYNE COUNTY AND LOCAL COMMUNITY

MEANS OF FINANCING: FEDERAL AID = $800,000; COMMUNITY = $100,000; ACT 51 =$100,000

BENEFITS OF DOING THIS PROJECT: IMPROVED TRANSPORTATION SYSTEM AND INCREASED ECONOMIC DEVELOPMENT OPPORTUNITIES.

PROJECT FUNDING AND BENEFITS			
	Capital (one-time or project costs)	**On-going Operating Expense** (Recurring operational costs to support project after completion)	**Benefits** (Operating cost reductions due to implementation of project)
APPROPRIATED TO DATE:	$0	$0	$0
BUDGETED – FY2021:	$500,000	$0	$0
PROJECTED – FY2022:	$500,000	$0	$0
PROJECTED – FY2023:	$0	$0	$0
PROJECTED – FY2024:	$0	$0	$0
PROJECTED – FY2025:	$0	$0	$0
FUTURE:	$0	$0	$0
TOTAL:	$1,000,000	$0	$0

EXPANDED NARRATIVE PROJECT DETAIL JUSTIFICATION:

- PRINCIPAL ARTERIAL
- REHABILITATION OF ROADWAY SURFACE AND GEOMETRIC IMPROVEMENTS

CAPITAL IMPROVEMENT PROJECT NARRATIVE DESCRIPTION 2021-2025

DEPARTMENT/DIVISION: DPS / ENGINEERING DIVISION

PROJECT TITLE: SCHAEFER / FORT (M-85) – RIVER ROUGE CITY LIMIT (BASSETT/ETHEL)

PROJECT NUMBER: 30-369

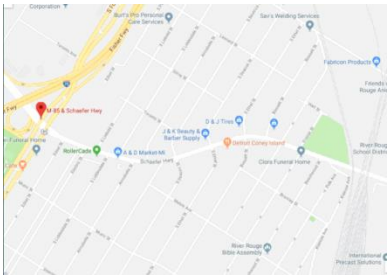

PROJECT LOCATION: DETROIT

DISTRICT: 5

PRIORITY: 2 **(1=HIGH, 2=MEDIUM, 3=LOW)**

PROJECT DESCRIPTION AND SCOPE: MILL AND RESURFACE EXITING PAVEMENT

RATIONALE: TO IMPROVE ROAD CONDITION

ALIGNMENT WITH COUNTY AND DEPT/DIV OBJECTIVES: ROADWAY SYSTEM IMPROVEMENT AND ECONOMIC DEVELOPMENT SUPPORT

START AND COMPLETION DATES: APRIL 2020 – NOVEMBER 2020

FUNDING STRATEGY: WAYNE COUNTY

MEANS OF FINANCING: ACT 51 = $1,490,000

BENEFITS OF DOING THIS PROJECT: IMPROVED TRANSPORTATION SYSTEM, INCREASED ECONOMIC DEVELOPMENT OPPORTUNITIES, & INCREASED PUBLIC SAFETY

PROJECT FUNDING AND BENEFITS			
	Capital (one-time or project costs)	**On-going Operating Expense** (Recurring operational costs to support project after completion)	**Benefits** (Operating cost reductions due to implementation of project)
APPROPRIATED TO DATE:	$1,200,000	$0	$0
BUDGETED – FY2021:	$290,000	$0	$0
PROJECTED – FY2022:	$0	$0	$0
PROJECTED – FY2023:	$0	$0	$0
PROJECTED – FY2024:	$0	$0	$0
PROJECTED – FY2025:	$0	$0	$0
FUTURE:	$0	$0	$0
TOTAL:	$1,490,000	$0	$0

EXPANDED NARRATIVE PROJECT DETAIL JUSTIFICATION:

- PASER BASED RATING OF: 82
- PRINCIPAL ARTERIAL
- REHABILITATION OF ROADWAY SURFACE

CAPITAL IMPROVEMENT PROJECT NARRATIVE DESCRIPTION 2021-2025

DEPARTMENT/DIVISION: DPS / ENGINEERING DIVISION

PROJECT TITLE: HAGGERTY / I-94 N. SERVICE DRIVE - TYLER

PROJECT NUMBER: 30-373

PROJECT LOCATION: VAN BUREN TWP

DISTRICT: 11

PRIORITY: 2 **(1=HIGH, 2=MEDIUM, 3=LOW)**

PROJECT DESCRIPTION AND SCOPE: MILL AND RESURFACE EXISTING PAVEMENT

RATIONALE: TO IMPROVE ROAD CONDITION

ALIGNMENT WITH COUNTY AND DEPT/DIV OBJECTIVES: ROADWAY SYSTEM IMPROVEMENT AND ECONOMIC DEVELOPMENT SUPPORT

START AND COMPLETION DATES: APRIL 2021 - JULY 2022

FUNDING STRATEGY: FEDERAL, STATE OF MICHIGAN, WAYNE COUNTY

MEANS OF FINANCING: FEDERAL AID = $1,146,000; ACT 51 = $254,000

BENEFITS OF DOING THIS PROJECT: IMPROVED TRANSPORTATION SYSTEM AND INCREASED ECONOMIC DEVELOPMENT OPPORTUNITIES.

PROJECT FUNDING AND BENEFITS			
	Capital (one-time or project costs)	**On-going Operating Expense** (Recurring operational costs to support project after completion)	**Benefits** (Operating cost reductions due to implementation of project)
APPROPRIATED TO DATE:	$0	$0	$0
BUDGETED – FY2021:	$1,000,000	$0	$0
PROJECTED – FY2022:	$400,000	$0	$0
PROJECTED – FY2023:	$0	$0	$0
PROJECTED – FY2024:	$0	$0	$0
PROJECTED – FY2025:	$0	$0	$0
FUTURE:	$0	$0	$0
TOTAL:	$1,400,000	$0	$0

EXPANDED NARRATIVE PROJECT DETAIL JUSTIFICATION:

- PRINCIPAL ARTERIAL
- REHABILITATION OF ROADWAY SURFACE

CAPITAL IMPROVEMENT PROJECT NARRATIVE DESCRIPTION 2021-2025

DEPARTMENT/DIVISION: DPS / ENGINEERING DIVISION

PROJECT TITLE: GROSSE ILE PKWY BRIDGE PHASE 1 - BRIDGE REHAB 2018

PROJECT NUMBER: 30-411

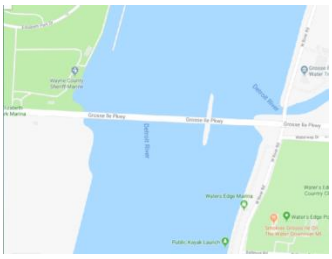

PROJECT LOCATION: GROSSE ILE TWP., TRENTON

DISTRICT: 15

PRIORITY: 1 **(1=HIGH, 2=MEDIUM, 3=LOW)**

PROJECT DESCRIPTION AND SCOPE: UNDERWATER PIER REPAIR

RATIONALE: TO IMPROVE BRIDGE CONDITION TO ELIMATE WIEGHT RESTRICTION

ALIGNMENT WITH COUNTY AND DEPT/DIV OBJECTIVES: ROADWAY SYSTEM IMPROVEMENT

START AND COMPLETION DATES: AUGUST 2020 – NOVEMBER 20120

FUNDING STRATEGY: FEDERAL GRANT & WAYNE COUNTY

MEANS OF FINANCING: STP-U-18 = $1,064,000; ACT 51 = $236,000

BENEFITS OF DOING THIS PROJECT: IMPROVE TRANSPORTAION SYSTEM & INCREASE SAFETY

PROJECT FUNDING AND BENEFITS			
	Capital (one-time or project costs)	**On-going Operating Expense** (Recurring operational costs to support project after completion)	**Benefits** (Operating cost reductions due to implementation of project)
APPROPRIATED TO DATE:	$300,000	$0	$0
BUDGETED – FY2021:	$1,000,000	$0	$0
PROJECTED – FY2022:	$0	$0	$0
PROJECTED – FY2023:	$0	$0	$0
PROJECTED – FY2024:	$0	$0	$0
PROJECTED – FY2025:	$0	$0	$0
FUTURE:	$0	$0	$0
TOTAL:	$1,300,000	$0	$0

EXPANDED NARRATIVE PROJECT DETAIL JUSTIFICATION: INCREASED SAFETY AND REDUCED DELAYS FOR TRAVELING PUBLIC

CAPITAL IMPROVEMENT PROJECT NARRATIVE DESCRIPTION 2021-2025

DEPARTMENT/DIVISION: DPS / ENGINEERING DIVISION

PROJECT TITLE: MACK AVE AND MOROSS RD – PM (PREVENTATIVE MAINTENANCE)

PROJECT NUMBER: 30-421

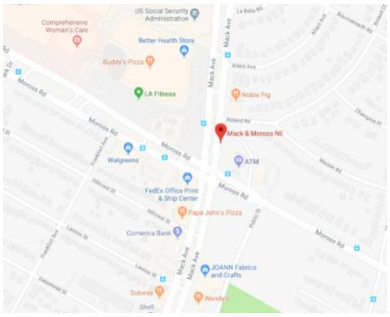

PROJECT LOCATION: GROSSE POINTE

DISTRICT: 1

PRIORITY: 1 **(1=HIGH, 2=MEDIUM, 3=LOW)**

PROJECT DESCRIPTION AND SCOPE: PREVENTATIVE MAINTENANCE (CRACK SEALANT & PATCHING)

RATIONALE: TO MAINTAIN THE CONDITION OF THE PAVEMENT & EXTEND DESIGN LIFE OF ROADWAY

ALIGNMENT WITH COUNTY AND DEPT/DIV OBJECTIVES: ROADWAY SYSTEM IMPROVEMENT AND ECONOMIC DEVELOPMENT SUPPORT

START AND COMPLETION DATES: MAY 2020 – NOVEMBER 2020

FUNDING STRATEGY: FEDERAL AID & WAYNE COUNTY - ACT 51 FUNDING

MEANS OF FINANCING: STP-U-19 = $3,120,000; WAYNE COUNTY = $780,000

BENEFITS OF DOING THIS PROJECT: IMPROVED TRANSPORTATION SYSTEM, INCREASED ECONOMIC DEVELOPMENT OPPORTUNITIES, & INCREASED PUBLIC SAFETY

PROJECT FUNDING AND BENEFITS			
	Capital (one-time or project costs)	**On-going Operating Expense** (Recurring operational costs to support project after completion)	**Benefits** (Operating cost reductions due to implementation of project)
BUDGETED – FY2021:	$3,000,000	$0	$0
PROJECTED – FY2022:	$900,000	$0	$0
PROJECTED – FY2023:	$0	$0	$0
PROJECTED – FY2024:	$0	$0	$0
PROJECTED – FY2025:	$0	$0	$0
BUDGETED – FY2021:	$0	$0	$0
FUTURE:	$0	$0	$0
TOTAL:	$3,900,000	$0	$0

EXPANDED NARRATIVE PROJECT DETAIL JUSTIFICATION:

- PRINCIPAL ARTERIAL & MINOR ARTERIAL
- MAINTENANCE OF ROADWAY SURFACE

CAPITAL IMPROVEMENT PROJECT NARRATIVE DESCRIPTION 2021-2025

DEPARTMENT/DIVISION: DPS / ENGINEERING DIVISION

PROJECT TITLE: OAKVILLE-WALTZ / OAKVILLE-WALTZ CUT-OFF - RURAL

PROJECT NUMBER: 30-423

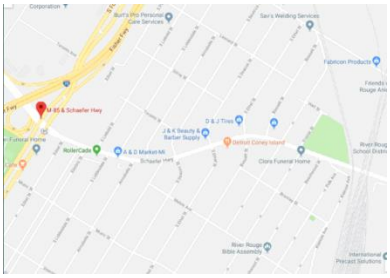

PROJECT LOCATION: HURN TOWNSHIP

DISTRICT: 11

PRIORITY: 2 **(1=HIGH, 2=MEDIUM, 3=LOW)**

PROJECT DESCRIPTION AND SCOPE: MILL AND RESURFACE EXITING PAVEMENT

RATIONALE: TO IMPROVE ROAD CONDITION

ALIGNMENT WITH COUNTY AND DEPT/DIV OBJECTIVES: ROADWAY SYSTEM IMPROVEMENT AND ECONOMIC DEVELOPMENT SUPPORT

START AND COMPLETION DATES: AUGUST 2020 – DECEMBER 2020

FUNDING STRATEGY: FEDERAL AID**;** WAYNE COUNTY

MEANS OF FINANCING: STP-R = 1,023,000 ACT 51 = $227,000

BENEFITS OF DOING THIS PROJECT: IMPROVED TRANSPORTATION SYSTEM, INCREASED ECONOMIC DEVELOPMENT OPPORTUNITIES, & INCREASED PUBLIC SAFETY

PROJECT FUNDING AND BENEFITS			
	Capital (one-time or project costs)	**On-going Operating Expense** (Recurring operational costs to support project after completion)	**Benefits** (Operating cost reductions due to implementation of project)
APPROPRIATED TO DATE:	$50,000	$0	$0
BUDGETED – FY2021:	$1,200,000	$0	$0
PROJECTED – FY2022:	$0	$0	$0
PROJECTED – FY2023:	$0	$0	$0
PROJECTED – FY2024:	$0	$0	$0
PROJECTED – FY2025:	$0	$0	$0
FUTURE:	$0	$0	$0
TOTAL:	$1,250,000	$0	$0

EXPANDED NARRATIVE PROJECT DETAIL JUSTIFICATION:

- PASER BASED RATING OF: 82
- PRINCIPAL ARTERIAL
- REHABILITATION OF ROADWAY SURFACE

CAPITAL IMPROVEMENT PROJECT NARRATIVE DESCRIPTION 2021-2025

DEPARTMENT/DIVISION: DPS / ENGINEERING DIVISION

PROJECT TITLE: GROSSE ILE PKWY BRIDGE PHASE 2

PROJECT NUMBER: 30-424

PROJECT LOCATION: GROSSE ILE

DISTRICT: 15

PRIORITY: 1 **(1=HIGH, 2=MEDIUM, 3=LOW)**

PROJECT DESCRIPTION AND SCOPE: REHABILITATE SUPERSTRUCTURE STEEL

RATIONALE: TO IMPROVE THE CONDITION OF THE BRIDGE AND MAINTAIN PUBLIC ACCESS TO GROSSE ILE

ALIGNMENT WITH COUNTY AND DEPT/DIV OBJECTIVES: ROADWAY SYSTEM IMPROVEMENTS, INFRASTRUCTURE MANAGEMENT AND PUBLIC SAFETY

TART AND COMPLETION DATES: JUNE 2020 – NOVEMBER 2020

FUNDING STRATEGY: FEDERAL/STATE OF MICHIGAN AND WAYNE COUNTY

MEANS OF FINANCING: HPP REPURPOSED = $4,338,000; ACT 51 = $962,000

BENEFITS OF DOING THIS PROJECT: IMPROVED TRANSPORTATION SYSTEM, INCREASED ECONOMIC DEVELOPMENT OPPORTUNITIES, & INCREASED PUBLIC SAFETY

PROJECT FUNDING AND BENEFITS			
	Capital (one-time or project costs)	**On-going Operating Expense** (Recurring operational costs to support project after completion)	**Benefits** (Operating cost reductions due to implementation of project)
APPROPRIATED TO DATE:	$3,000,000	$0	$0
BUDGETED – FY2021:	$2,300,000	$0	$0
PROJECTED – FY2022:	$0	$0	$0
PROJECTED – FY2023:	$0	$0	$0
PROJECTED – FY2024:	$0	$0	$0
PROJECTED – FY2025:	$0	$0	$0
FUTURE:	$0	$0	$0
TOTAL:	$5,300,000	$0	$0

EXPANDED NARRATIVE PROJECT DETAIL JUSTIFICATION:

- IMPROVEMENT AND PROTECTION OF STEEL STRUCTURE OF BRIDGE
- PRINCIPAL ARTERIAL FOR RESIDENTS OF GROSSE ILE
- MANAGE AND PROTECT ASSET FOR RESIDENTS OF GROSSE ILE AND FUTURE GENERATIONS

CAPITAL IMPROVEMENT PROJECT NARRATIVE DESCRIPTION 2021-2025

DEPARTMENT/DIVISION: DPS / ENGINEERING DIVISION

PROJECT TITLE: ROTUNDA DR / VILLAGE RD – S MILITARY

PROJECT NUMBER: 30-425

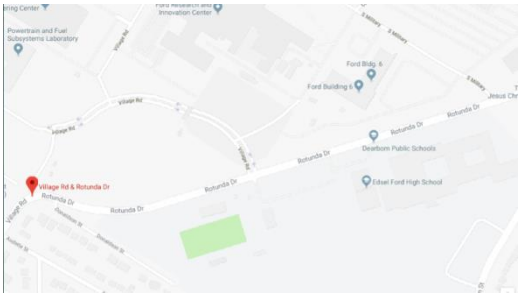

PROJECT LOCATION: DEARBORN

DISTRICT: 5

PRIORITY: 1 **(1=HIGH, 2=MEDIUM, 3=LOW)**

PROJECT DESCRIPTION AND SCOPE: MILL AND RESURFACE EXISTING PAVEMENT

RATIONALE: TO IMPROVE ROAD CONDITION

ALIGNMENT WITH COUNTY AND DEPT/DIV OBJECTIVES: ROADWAY SYSTEM IMPROVEMENTS, INFRASTRUCTURE MANAGEMENT, ECONOMIC DEVELOPMENT SUPPORT AND PUBLIC SAFETY

START AND COMPLETION DATES: JUNE 2021 – AUGUST 2022

FUNDING STRATEGY: STATE OF MICHIGAN

MEANS OF FINANCING: TED-A = $3,785,000

BENEFITS OF DOING THIS PROJECT: IMPROVED TRANSPORTATION SYSTEM, INCREASED ECONOMIC DEVELOPMENT OPPORTUNITIES, & INCREASED PUBLIC SAFETY. PARTNERSHIP WITH FORD MOTOR COMPANY AND CITY OF DEARBORN.

PROJECT FUNDING AND BENEFITS			
	Capital (one-time or project costs)	**On-going Operating Expense** (Recurring operational costs to support project after completion)	**Benefits** (Operating cost reductions due to implementation of project)
APPROPRIATED TO DATE:	$0	$0	$0
BUDGETED – FY2021:	$2,000,000	$0	$0
PROJECTED – FY2022:	$1,785,000	$0	$0
PROJECTED – FY2023:	$0	$0	$0
PROJECTED – FY2024:	$0	$0	$0
PROJECTED – FY2025:	$0	$0	$0
FUTURE:	$0	$0	$0
TOTAL:	$3,785,000	$0	$0

EXPANDED NARRATIVE PROJECT DETAIL JUSTIFICATION:

- PRINCIPAL ARTERIAL
- SUPPORT LOCAL BUSINESS
- REHABILITATION OF ROADWAY SURFACE
- COORDINATION SCHEDULE WITH PRIVATE DEVELOPMENT IMPROVEMENTS

CAPITAL IMPROVEMENT PROJECT NARRATIVE DESCRIPTION 2021-2025

DEPARTMENT/DIVISION: DPS / ENGINEERING DIVISION

PROJECT TITLE: OAKWOOD BLVD / VILLAGE – ROTUNDA DRIVE

PROJECT NUMBER: 30-426

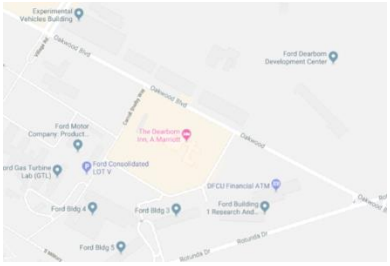

PROJECT LOCATION: DEARBORN

DISTRICT: 5

PRIORITY: 3 **(1=HIGH, 2=MEDIUM, 3=LOW)**

PROJECT DESCRIPTION AND SCOPE: MILL AND RESURFACE EXISTING PAVEMENT

RATIONALE: TO IMPROVE ROAD CONDITION

ALIGNMENT WITH COUNTY AND DEPT/DIV OBJECTIVES: ROADWAY SYSTEM IMPROVEMENTS, INFRASTRUCTURE MANAGEMENT AND ECONOMIC DEVELOPMENT SUPPORT

START AND COMPLETION DATES: SEPTEMBER 2020 – SEPTEMBER 2021

FUNDING STRATEGY: FEDERAL, STATE OF MICHIGAN, CITY OF DEARBORN & FORD MOTOR COMPANY

MEANS OF FINANCING: TED-A = $2,504,000; CITY OF DEARBORN & FORD MOTOR COMPANY = $410,000

BENEFITS OF DOING THIS PROJECT: IMPROVED TRANSPORTATION SYSTEM, INCREASED ECONOMIC DEVELOPMENT OPPORTUNITIES, & INCREASED PUBLIC SAFETY; PARTNERSHIP WITH FORD MOTOR COMPANY AND CITY OF DEARBORN.

PROJECT FUNDING AND BENEFITS			
	Capital (one-time or project costs)	**On-going Operating Expense** (Recurring operational costs to support project after completion)	**Benefits** (Operating cost reductions due to implementation of project)
APPROPRIATED TO DATE:	$500,000	$0	$0
BUDGETED – FY2021:	$1,000,000	$0	$0
PROJECTED – FY2022:	$1,414,000	$0	$0
PROJECTED – FY2023:	$0	$0	$0
PROJECTED – FY2024:	$0	$0	$0
PROJECTED – FY2025:	$0	$0	$0
FUTURE:	$0	$0	$0
TOTAL:	$2,914,000	$0	$0

EXPANDED NARRATIVE PROJECT DETAIL JUSTIFICATION:

- PRINCIPAL ARTERIAL
- SUPPORT LOCAL BUSINESS
- REHABILITATION OF ROADWAY SURFACE
- PRIVATE FINANCIAL SUPPORT

CAPITAL IMPROVEMENT PROJECT NARRATIVE DESCRIPTION 2021-2025

DEPARTMENT/DIVISION: DPS / ENGINEERING DIVISION

PROJECT TITLE: JEFFERSON, W / SIBLEY – PENNSYLVANIA

PROJECT NUMBER: 30-429

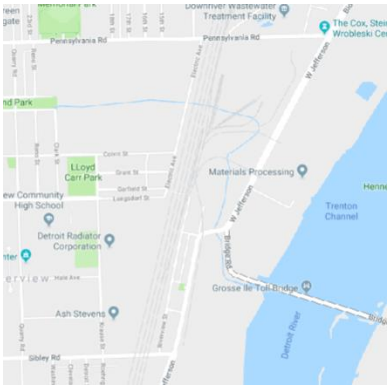

PROJECT LOCATION: RIVERVIEW

DISTRICT: 15

PRIORITY: 1 **(1=HIGH, 2=MEDIUM, 3=LOW)**

PROJECT DESCRIPTION AND SCOPE: MILL AND RESURFACE OF EXISTING PAVEMENT (1.15 MILES)

RATIONALE: TO IMPROVE ROAD CONDITION

ALIGNMENT WITH COUNTY AND DEPT/DIV OBJECTIVES: ROADWAY IMPROVEMENT SYSTEM AND ECONOMIC DEVELOPMENT SUPPORT

START AND COMPLETION DATES: SEPTEMBER 2020 – JULY 2021

FUNDING STRATEGY: WAYNE COUNTY

MEANS OF FINANCING: ACT 51 = $2,770,000

BENEFITS OF DOING THIS PROJECT: IMPROVED TRANSPORTATION SYSTEM, INCREASED ECONOMIC DEVELOPMENT OPPORTUNITIES, & INCREASED PUBLIC SAFETY

PROJECT FUNDING AND BENEFITS			
	Capital (one-time or project costs)	**On-going Operating Expense** (Recurring operational costs to support project after completion)	**Benefits** (Operating cost reductions due to implementation of project)
APPROPRIATED TO DATE:	$1,000,000	$0	$0
BUDGETED – FY2021:	$1,770,000	$0	$0
PROJECTED – FY2022:	$0	$0	$0
PROJECTED – FY2023:	$0	$0	$0
PROJECTED – FY2024:	$0	$0	$0
PROJECTED – FY2025:	$0	$0	$0
FUTURE:	$0	$0	$0
TOTAL:	$2,770,000	$0	$0

EXPANDED NARRATIVE PROJECT DETAIL JUSTIFICATION:

- PRINCIPAL ARTERIAL
- REHABILITATION OF ROADWAY SURFACE

CAPITAL IMPROVEMENT PROJECT NARRATIVE DESCRIPTION 2021-2025

DEPARTMENT/DIVISION: DPS / ENGINEERING DIVISION

PROJECT TITLE: INKSTER / ECORSE - VAN BORN

PROJECT NUMBER: 30-433

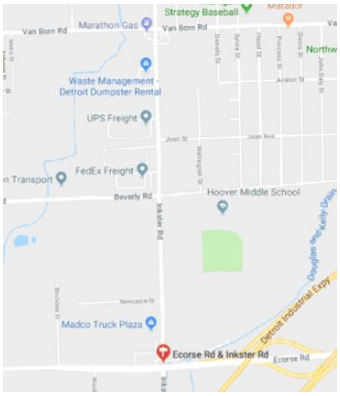

PROJECT LOCATION: ROMULUS/TAYLOR

DISTRICT: 14

PRIORITY: 2 **(1=HIGH, 2=MEDIUM, 3=LOW)**

PROJECT DESCRIPTION AND SCOPE: CONCRETE ROADWAY RECONSTRUCTION (1.02 MILES)

RATIONALE: TO IMPROVE ROAD CONDITION

ALIGNMENT WITH COUNTY AND DEPT/DIV OBJECTIVES: ROADWAY IMPROVEMENT SYSTEM AND ECONOMIC DEVELOPMENT SUPPORT

START AND COMPLETION DATES: JUNE 2020 – SEPTEMBER 2020

FUNDING STRATEGY: FEDERAL, STATE OF MICHIGAN, WAYNE COUNTY AND LOCAL COMMUNITY

MEANS OF FINANCING: TEDC-20 = $6,548,000; WAYNE COUNTY = $726,000; CITIES OF ROMULUS & TAYLOR = $726,000

BENEFITS OF DOING THIS PROJECT: IMPROVED TRANSPORTATION SYSTEM, INCREASED ECONOMIC DEVELOPMENT OPPORTUNITIES.

PROJECT FUNDING AND BENEFITS			
	Capital (one-time or project costs)	**On-going Operating Expense** (Recurring operational costs to support project after completion)	**Benefits** (Operating cost reductions due to implementation of project)
APPROPRIATED TO DATE:	$1,000,000	$0	$0
BUDGETED – FY2021:	$3,000,000	$0	$0
PROJECTED – FY2022:	$4,000,000	$0	$0
PROJECTED – FY2023:	$0	$0	$0
PROJECTED – FY2024:	$0	$0	$0
PROJECTED – FY2025:	$0	$0	$0
FUTURE:	$0	$0	$0
TOTAL:	$8,000,000	$0	$0

EXPANDED NARRATIVE PROJECT DETAIL JUSTIFICATION:

- PASER BASED RATING OF:
- PRINCIPAL ARTERIAL, MINOR ARTERIAL, COLLECTOR REHABILITATION OF ROADWAY SURFACE

CAPITAL IMPROVEMENT PROJECT NARRATIVE DESCRIPTION 2021-2025

DEPARTMENT/DIVISION: DPS / ENGINEERING DIVISION

PROJECT TITLE: MERRIMAN / JAMES – HAWTHORNE; MERRIMAN BRIDGE OVER MIDDLE ROUGE; MERRIMAN BRIDGE OVER E.N. HINES DRIVE

PROJECT NUMBER: 30-435

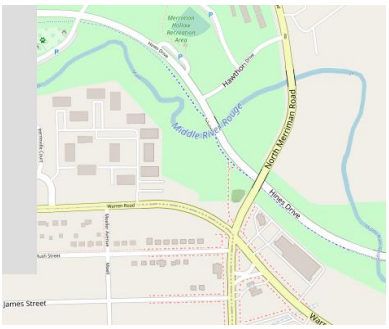

PROJECT LOCATION: GARDEN CITY / WESTLAND

DISTRICT: 12

PRIORITY: 1 **(1=HIGH, 2=MEDIUM, 3=LOW)**

PROJECT DESCRIPTION AND SCOPE: MILL AND RESURFACE EXISTING PAVEMENT; REPLACE 2 BRIDGES

RATIONALE: TO IMPROVE ROAD CONDITION

ALIGNMENT WITH COUNTY AND DEPT/DIV OBJECTIVES: ROADWAY SYSTEM IMPROVEMENT AND ECONOMIC DEVELOPMENT SUPPORT

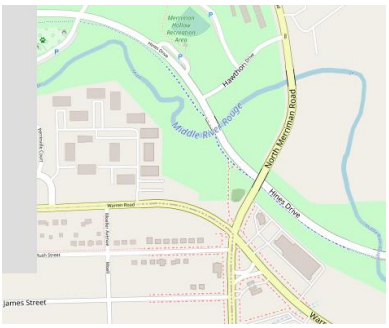

START AND COMPLETION DATES: APRIL 2021 - SEPTEMBER 2022

FUNDING STRATEGY: FEDERAL, STATE OF MICHIGAN, WAYNE COUNTY AND LOCAL COMMUNITY

MEANS OF FINANCING: FEDERAL AID = $3,073,000; COMMUNITY = $341,000; ACT 51 = 341,000

BENEFITS OF DOING THIS PROJECT: IMPROVED TRANSPORTATION SYSTEM AND INCREASED ECONOMIC DEVELOPMENT OPPORTUNITIES.

PROJECT FUNDING AND BENEFITS			
	Capital (one-time or project costs)	**On-going Operating Expense** (Recurring operational costs to support project after completion)	**Benefits** (Operating cost reductions due to implementation of project)
APPROPRIATED TO DATE:	$0	$0	$0
BUDGETED – FY2021:	$1,500,000	$0	$0
PROJECTED – FY2022:	$2,255,000	$0	$0
PROJECTED – FY2023:	$0	$0	$0
PROJECTED – FY2024:	$0	$0	$0
PROJECTED – FY2025:	$0	$0	$0
FUTURE:	$0	$0	$0
TOTAL:	$3,755,000	$0	$0

EXPANDED NARRATIVE PROJECT DETAIL JUSTIFICATION:

- PRINCIPAL ARTERIAL
- REHABILITATION OF ROADWAY SURFACE

CAPITAL IMPROVEMENT PROJECT NARRATIVE DESCRIPTION 2021-2025

DEPARTMENT/DIVISION: DPS / ENGINEERING DIVISION

PROJECT TITLE: MIDDLE BELT / MICHIGAN (US-12) – CHERRY HILL

PROJECT NUMBER: 30-437

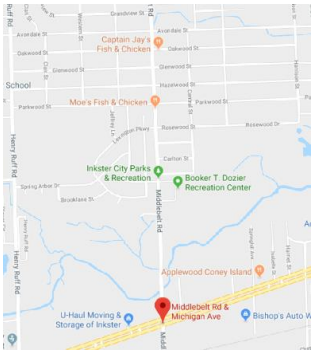

PROJECT LOCATION: INKSTER

DISTRICT: 12

PRIORITY: 1 **(1=HIGH, 2=MEDIUM, 3=LOW)**

PROJECT DESCRIPTION AND SCOPE: MILL AND RESURFACE EXISTING PAVEMENT

RATIONALE: TO IMPROVE ROAD CONDITION

ALIGNMENT WITH COUNTY AND DEPT/DIV OBJECTIVES: ROADWAY SYSTEM IMPROVEMENT AND ECONOMIC DEVELOPMENT SUPPORT

START AND COMPLETION DATES: JUNE 2020 – NOVEMBER 2020

FUNDING STRATEGY: FEDERAL, STATE OF MICHIGAN, WAYNE COUNTY AND LOCAL COMMUNITY

MEANS OF FINANCING: STP-U-20 = $2,044,000; CITY OF INKSTER = $227,000; ACT 51 = $226,000

BENEFITS OF DOING THIS PROJECT: IMPROVED TRANSPORTATION SYSTEM AND INCREASED ECONOMIC DEVELOPMENT OPPORTUNITIES.

PROJECT FUNDING AND BENEFITS			
	Capital (one-time or project costs)	**On-going Operating Expense** (Recurring operational costs to support project after completion)	**Benefits** (Operating cost reductions due to implementation of project)
APPROPRIATED TO DATE:	$2,000,000	$0	$0
BUDGETED – FY2021:	$497,000	$0	$0
PROJECTED – FY2022:	$0	$0	$0
PROJECTED – FY2023:	$0	$0	$0
PROJECTED – FY2024:	$0	$0	$0
PROJECTED – FY2025:	$0	$0	$0
FUTURE:	$0	$0	$0
TOTAL:	$2,497,000	$0	$0

EXPANDED NARRATIVE PROJECT DETAIL JUSTIFICATION:

- PASER BASED RATING OF: 82
- PRINCIPAL ARTERIAL
- REHABILITATION OF ROADWAY SURFACE

CAPITAL IMPROVEMENT PROJECT NARRATIVE DESCRIPTION 2021-2025

DEPARTMENT/DIVISION: DPS / ENGINEERING DIVISION

PROJECT TITLE: OAKWOOD BLVD / HARMAN ST - I-94 FREEWAY

PROJECT NUMBER: 30-438

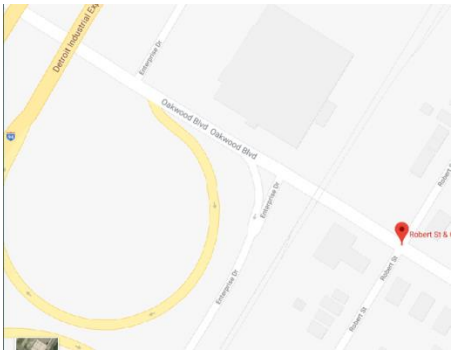

PROJECT LOCATION: MELVINDALE / ALLEN PARK

DISTRICT: 4, 13

PRIORITY: 1 **(1=HIGH, 2=MEDIUM, 3=LOW)**

PROJECT DESCRIPTION AND SCOPE: MILL AND RESURFACE EXISTING PAVEMENT

RATIONALE: TO IMPROVE ROAD CONDITION

ALIGNMENT WITH COUNTY AND DEPT/DIV OBJECTIVES: ROADWAY SYSTEM IMPROVEMENT AND ECONOMIC DEVELOPMENT SUPPORT

START AND COMPLETION DATES: JULY 2020 – NOVEMBER 2020

FUNDING STRATEGY: FEDERAL, STATE OF MICHIGAN, WAYNE COUNTY AND LOCAL COMMUNITY

MEANS OF FINANCING: STP-U-20 = $696,000; CITIES OF MELVINDALE / ALLEN PARK = $77,000; ACT 51 = $77,000

BENEFITS OF DOING THIS PROJECT: IMPROVED TRANSPORTATION SYSTEM AND INCREASED ECONOMIC DEVELOPMENT OPPORTUNITIES.

PROJECT FUNDING AND BENEFITS			
	Capital (one-time or project costs)	**On-going Operating Expense** (Recurring operational costs to support project after completion)	**Benefits** (Operating cost reductions due to implementation of project)
APPROPRIATED TO DATE:	$600,000	$0	$0
BUDGETED – FY2021:	$250,000	$0	$0
PROJECTED – FY2022:	$0	$0	$0
PROJECTED – FY2023:	$0	$0	$0
PROJECTED – FY2024:	$0	$0	$0
PROJECTED – FY2025:	$0	$0	$0
FUTURE:	$0	$0	$0
TOTAL:	$850,000	$0	$0

EXPANDED NARRATIVE PROJECT DETAIL JUSTIFICATION:

- PASER BASED RATING OF: 81
- PRINCIPAL ARTERIAL
- REHABILITATION OF ROADWAY SURFACE

CAPITAL IMPROVEMENT PROJECT NARRATIVE DESCRIPTION 2021-2025

DEPARTMENT/DIVISION: DPS / ENGINEERING DIVISION

PROJECT TITLE: OUTER DR-W / MICHIGAN (US-12) AVE - GOLFVIEW DR

PROJECT NUMBER: 30-439

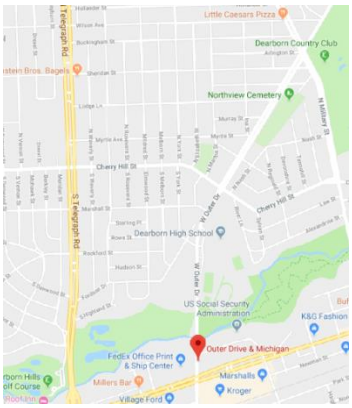

PROJECT LOCATION: DEARBORN

DISTRICT: 13

PRIORITY: 1 **(1=HIGH, 2=MEDIUM, 3=LOW)**

PROJECT DESCRIPTION AND SCOPE: MILL & RESURFACE ROADWAY PAVEMENT

RATIONALE: TO IMPROVE ROAD CONDITION

ALIGNMENT WITH COUNTY AND DEPT/DIV OBJECTIVES: ROADWAY SYSTEM IMPROVEMENT AND ECONOMIC DEVELOPMENT SUPPORT.

START AND COMPLETION DATES: JULY 2020 – NOVEMBER 2020

FUNDING STRATEGY: FEDERAL SURFACE TRANSPORTATION PROGRAM, MTF FUNDS, COMMUNITY FUNDS

MEANS OF FINANCING: STP-U-20 = $1,964,000; ACT 51 = $218,000; CITY OF DEARBORN = $218,000

BENEFITS OF DOING THIS PROJECT: IMPROVED TRANSPORTATION SYSTEM AND INCREASED ECONOMIC DEVELOPMENT OPPORTUNITIES.

PROJECT FUNDING AND BENEFITS			
	Capital (one-time or project costs)	**On-going Operating Expense** (Recurring operational costs to support project after completion)	**Benefits** (Operating cost reductions due to implementation of project)
APPROPRIATED TO DATE:	$2,000,000	$0	$0
BUDGETED – FY2021:	$400,000	$0	$0
PROJECTED – FY2022:	$0	$0	$0
PROJECTED – FY2023:	$0	$0	$0
PROJECTED – FY2024:	$0	$0	$0
PROJECTED – FY2025:	$0	$0	$0
FUTURE:	$0	$0	$0
TOTAL:	$2,400,000	$0	$0

EXPANDED NARRATIVE PROJECT DETAIL JUSTIFICATION:

- PASER BASED RATING OF: 83
- PRINCIPAL ARTERIAL
- REHABILITATION OF ROADWAY SURFACE

CAPITAL IMPROVEMENT PROJECT NARRATIVE DESCRIPTION 2021-2025

DEPARTMENT/DIVISION: DPS / ENGINEERING DIVISION

PROJECT TITLE: HURON RIVER DRIVE BRIDGE/ HURON RIVER; HURON RIVER DRIVE / HAGGERTY S – HAGGERTY N

PROJECT NUMBER: 30-440

PROJECT LOCATION: VAN BURON TWP

DISTRICT: 11

PRIORITY: 1 **(1=HIGH, 2=MEDIUM, 3=LOW)**

PROJECT DESCRIPTION AND SCOPE: BRIDGE REHABILITATION & RESURFACING EXISTING PAVEMENT

RATIONALE: TO IMPROVE ROAD AND BRIDGE CONDITION

ALIGNMENT WITH COUNTY AND DEPT/DIV OBJECTIVES: ROADWAY SYSTEM IMPROVEMENT AND ECONOMIC DEVELOPMENT SUPPORT.

START AND COMPLETION DATES: JUNE 2020 – NOVEMBER 2020

FUNDING STRATEGY: FEDERAL, STATE OF MICHIGAN AND WAYNE COUNTY

MEANS OF FINANCING: STP-U + NHPP = $2,251,000; ACT 51 = $499,000

BENEFITS OF DOING THIS PROJECT: IMPROVED TRANSPORTATION SYSTEM AND INCREASED ECONOMIC DEVELOPMENT OPPORTUNITIES.

PROJECT FUNDING AND BENEFITS			
	Capital (one-time or project costs)	**On-going Operating Expense** (Recurring operational costs to support project after completion)	**Benefits** (Operating cost reductions due to implementation of project)
APPROPRIATED TO DATE:	$2,000,000	$0	$0
BUDGETED – FY2021:	$1,750,000	$0	$0
PROJECTED – FY2022:	$0	$0	$0
PROJECTED – FY2023:	$0	$0	$0
PROJECTED – FY2024:	$0	$0	$0
PROJECTED – FY2025:	$0	$0	$0
FUTURE:	$0	$0	$0
TOTAL:	$3,750,000	$0	$0

EXPANDED NARRATIVE PROJECT DETAIL JUSTIFICATION:

- REHABILITATION OF ROADWAY & BRIDGE FOR PUBLIC SAFETY AND COMMERCE

CAPITAL IMPROVEMENT PROJECT NARRATIVE DESCRIPTION 2021-2025

DEPARTMENT/DIVISION: DPS / ENGINEERING DIVISION

PROJECT TITLE: TRAFFIC SIGNAL * ECORSE / PELHAM INTERSECTION

PROJECT NUMBER: 30-447

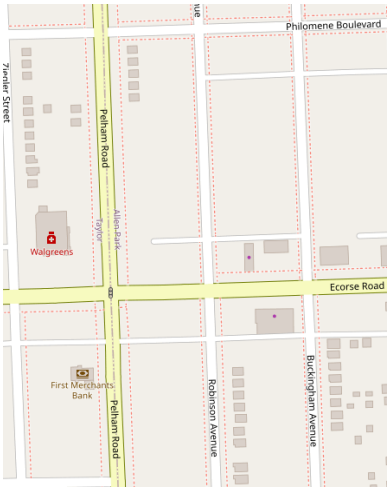

PROJECT LOCATION: ALLEN PARK / TAYLOR

DISTRICT: 13 & 14

PRIORITY: 1 **(1=HIGH, 2=MEDIUM, 3=LOW)**

PROJECT DESCRIPTION AND SCOPE: TRAFFIC SIGNAL MODERNIZATION

RATIONALE: TO IMPROVE ROAD CONGESTION AND SAFETY

ALIGNMENT WITH COUNTY AND DEPT/DIV OBJECTIVES: ROADWAY SYSTEM IMPROVEMENT AND ECONOMIC DEVELOPMENT SUPPORT.

START AND COMPLETION DATES: APRIL 2021 – SEPTEMBER 2021

FUNDING STRATEGY: FEDERAL, STATE OF MICHIGAN AND WAYNE COUNTY

MEANS OF FINANCING: Safety = $185,000; ACT 51 = $21,000

BENEFITS OF DOING THIS PROJECT: IMPROVED TRANSPORTATION SYSTEM AND INCREASED ECONOMIC DEVELOPMENT OPPORTUNITIES.

PROJECT FUNDING AND BENEFITS			
	Capital (one-time or project costs)	**On-going Operating Expense** (Recurring operational costs to support project after completion)	**Benefits** (Operating cost reductions due to implementation of project)
APPROPRIATED TO DATE:	$0	$0	$0
BUDGETED – FY2021:	$205,000	$0	$0
PROJECTED – FY2022:	$0	$0	$0
PROJECTED – FY2023:	$0	$0	$0
PROJECTED – FY2024:	$0	$0	$0
PROJECTED – FY2025:	$0	$0	$0
FUTURE:	$0	$0	$0
TOTAL:	$205,000	$0	$0

EXPANDED NARRATIVE PROJECT DETAIL JUSTIFICATION:

- TRAFFIC SIGNAL MODERNIZATION TO REDUCE CONGESTION AND IMPROVE SAFETY

CAPITAL IMPROVEMENT PROJECT NARRATIVE DESCRIPTION 2021-2025

DEPARTMENT/DIVISION: DPS / ENGINEERING DIVISION

PROJECT TITLE: TRAFFIC SIGNAL * EUREKA / TOLEDO INTERSECTION

PROJECT NUMBER: 30-448

PROJECT LOCATION: SOUTHGATE

DISTRICT: 14 & 15

PRIORITY: 1 **(1=HIGH, 2=MEDIUM, 3=LOW)**

PROJECT DESCRIPTION AND SCOPE: TRAFFIC SIGNAL MODERNIZATION

RATIONALE: TO IMPROVE ROAD CONGESTION AND SAFETY

ALIGNMENT WITH COUNTY AND DEPT/DIV OBJECTIVES: ROADWAY SYSTEM IMPROVEMENT AND ECONOMIC DEVELOPMENT SUPPORT.

START AND COMPLETION DATES: APRIL 2021 – SEPTEMBER 2021

FUNDING STRATEGY: FEDERAL, STATE OF MICHIGAN AND WAYNE COUNTY

MEANS OF FINANCING: Safety = $191,000; ACT 51 = $21,000

BENEFITS OF DOING THIS PROJECT: IMPROVED TRANSPORTATION SYSTEM AND INCREASED ECONOMIC DEVELOPMENT OPPORTUNITIES.

PROJECT FUNDING AND BENEFITS			
	Capital (one-time or project costs)	**On-going Operating Expense** (Recurring operational costs to support project after completion)	**Benefits** (Operating cost reductions due to implementation of project)
APPROPRIATED TO DATE:	$0	$0	$0
BUDGETED – FY2021:	$212,000	$0	$0
PROJECTED – FY2022:	$0	$0	$0
PROJECTED – FY2023:	$0	$0	$0
PROJECTED – FY2024:	$0	$0	$0
PROJECTED – FY2025:	$0	$0	$0
FUTURE:	$0	$0	$0
TOTAL:	$212,000	$0	$0

EXPANDED NARRATIVE PROJECT DETAIL JUSTIFICATION:

- TRAFFIC SIGNAL MODERNIZATION TO REDUCE CONGESTION AND IMPROVE SAFETY

CAPITAL IMPROVEMENT PROJECT NARRATIVE DESCRIPTION 2021-2025

DEPARTMENT/DIVISION: DPS / ENGINEERING DIVISION

PROJECT TITLE: TRAFFIC SIGNAL * HANNAN / NORTH LINE INTERSECTION

PROJECT NUMBER: 30-449

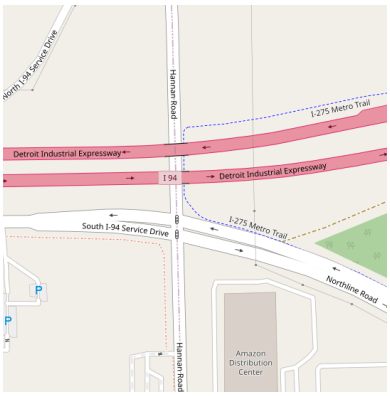

PROJECT LOCATION: ROMULUS / VAN BUREN TWP

DISTRICT: 11

PRIORITY: 1 **(1=HIGH, 2=MEDIUM, 3=LOW)**

PROJECT DESCRIPTION AND SCOPE: TRAFFIC SIGNAL MODERNIZATION, GEOMETRIC IMPROVEMENT

RATIONALE: TO IMPROVE ROAD CONGESTION AND SAFETY

ALIGNMENT WITH COUNTY AND DEPT/DIV OBJECTIVES: ROADWAY SYSTEM IMPROVEMENT AND ECONOMIC DEVELOPMENT SUPPORT.

START AND COMPLETION DATES: APRIL 2021 – SEPTEMBER 2021

FUNDING STRATEGY: FEDERAL, STATE OF MICHIGAN AND WAYNE COUNTY

MEANS OF FINANCING: Safety = $200,000; STATE = $120,000 ACT 51 = $80,000

BENEFITS OF DOING THIS PROJECT: IMPROVED TRANSPORTATION SYSTEM AND INCREASED ECONOMIC DEVELOPMENT OPPORTUNITIES.

PROJECT FUNDING AND BENEFITS			
	Capital (one-time or project costs)	**On-going Operating Expense** (Recurring operational costs to support project after completion)	**Benefits** (Operating cost reductions due to implementation of project)
APPROPRIATED TO DATE:	$0	$0	$0
BUDGETED – FY2021:	$500,000	$0	$0
PROJECTED – FY2022:	$0	$0	$0
PROJECTED – FY2023:	$0	$0	$0
PROJECTED – FY2024:	$0	$0	$0
PROJECTED – FY2025:	$0	$0	$0
FUTURE:	$0	$0	$0
TOTAL:	$500,000	$0	$0

EXPANDED NARRATIVE PROJECT DETAIL JUSTIFICATION:

- TRAFFIC SIGNAL MODERNIZATION TO REDUCE CONGESTION AND IMPROVE SAFETY

CAPITAL IMPROVEMENT PROJECT NARRATIVE DESCRIPTION 2021-2025

DEPARTMENT/DIVISION: DPS / ENGINEERING DIVISION

PROJECT TITLE: TRAFFIC SIGNAL * VAN BORN / BEECH-DALY INTERSECTION

PROJECT NUMBER: 30-450

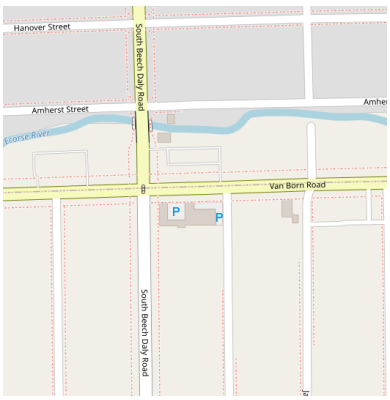

PROJECT LOCATION: DEARBORN HEIGHTS / TAYLOR

DISTRICT: 8 & 14

PRIORITY: 1 **(1=HIGH, 2=MEDIUM, 3=LOW)**

PROJECT DESCRIPTION AND SCOPE: TRAFFIC SIGNAL MODERNIZATION, GEOMETRIC IMPROVEMENT

RATIONALE: TO IMPROVE ROAD CONGESTION AND SAFETY

ALIGNMENT WITH COUNTY AND DEPT/DIV OBJECTIVES: ROADWAY SYSTEM IMPROVEMENT AND ECONOMIC DEVELOPMENT SUPPORT.

START AND COMPLETION DATES: APRIL 2021 – SEPTEMBER 2021

FUNDING STRATEGY: FEDERAL, STATE OF MICHIGAN AND WAYNE COUNTY

MEANS OF FINANCING: Safety = $187,000; ACT 51 = $21,000

BENEFITS OF DOING THIS PROJECT: IMPROVED TRANSPORTATION SYSTEM AND INCREASED ECONOMIC DEVELOPMENT OPPORTUNITIES.

PROJECT FUNDING AND BENEFITS			
	Capital (one-time or project costs)	**On-going Operating Expense** (Recurring operational costs to support project after completion)	**Benefits** (Operating cost reductions due to implementation of project)
APPROPRIATED TO DATE:	$0	$0	$0
BUDGETED – FY2021:	$208,000	$0	$0
PROJECTED – FY2022:	$0	$0	$0
PROJECTED – FY2023:	$0	$0	$0
PROJECTED – FY2024:	$0	$0	$0
PROJECTED – FY2025:	$0	$0	$0
FUTURE:	$0	$0	$0
TOTAL:	$208,000	$0	$0

EXPANDED NARRATIVE PROJECT DETAIL JUSTIFICATION:

- TRAFFIC SIGNAL MODERNIZATION TO REDUCE CONGESTION AND IMPROVE SAFETY

CAPITAL IMPROVEMENT PROJECT
NARRATIVE DESCRIPTION
2021-2025

DEPARTMENT/DIVISION: DPS / ENGINEERING DIVISION

PROJECT TITLE: TRAFFIC SIGNAL * BASE LINE / HAGGERTY AND NAPIER INTERSECTIONS

PROJECT NUMBER: 30-453

PROJECT LOCATION: NORTHVILLE TWP

DISTRICT: 9

PRIORITY: 1 **(1=HIGH, 2=MEDIUM, 3=LOW)**

PROJECT DESCRIPTION AND SCOPE: TRAFFIC SIGNAL MODERNIZATION, GEOMETRIC IMPROVEMENT

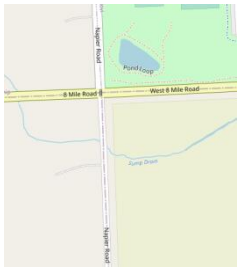

RATIONALE: TO IMPROVE ROAD CONGESTION AND SAFETY

ALIGNMENT WITH COUNTY AND DEPT/DIV OBJECTIVES: ROADWAY SYSTEM IMPROVEMENT AND ECONOMIC DEVELOPMENT SUPPORT.

START AND COMPLETION DATES: APRIL 2020 – SEPTEMBER 2021

FUNDING STRATEGY: FEDERAL, STATE OF MICHIGAN AND WAYNE COUNTY

MEANS OF FINANCING: ROAD COMMISSION FOR OAKLAND COUNTY = $113,000; ACT 51 = $338,000

BENEFITS OF DOING THIS PROJECT: IMPROVED TRANSPORTATION SYSTEM AND INCREASED ECONOMIC DEVELOPMENT OPPORTUNITIES.

PROJECT FUNDING AND BENEFITS			
	Capital (one-time or project costs)	**On-going Operating Expense** (Recurring operational costs to support project after completion)	**Benefits** (Operating cost reductions due to implementation of project)
APPROPRIATED TO DATE:	$250,000	$0	$0
BUDGETED – FY2021:	$200,000	$0	$0
PROJECTED – FY2022:	$0	$0	$0
PROJECTED – FY2023:	$0	$0	$0
PROJECTED – FY2024:	$0	$0	$0
PROJECTED – FY2025:	$0	$0	$0
FUTURE:	$0	$0	$0
TOTAL:	$450,000	$0	$0

EXPANDED NARRATIVE PROJECT DETAIL JUSTIFICATION:
TRAFFIC SIGNAL MODERNIZATION TO REDUCE CONGESTION AND IMPROVE SAFETY

CAPITAL IMPROVEMENT PROJECT NARRATIVE DESCRIPTION 2021-2025

DEPARTMENT/DIVISION: DPS / ENGINEERING DIVISION

PROJECT TITLE: ECORSE / PARDEE - MONROE

PROJECT NUMBER: 30-454

PROJECT LOCATION: TAYLOR

DISTRICT: 14

PRIORITY: 2 **(1=HIGH, 2=MEDIUM, 3=LOW)**

PROJECT DESCRIPTION AND SCOPE: MILL AND RESURFACE EXISTING PAVEMENT

RATIONALE: TO IMPROVE ROAD CONDITION

ALIGNMENT WITH COUNTY AND DEPT/DIV OBJECTIVES: ROADWAY SYSTEM IMPROVEMENT AND ECONOMIC DEVELOPMENT SUPPORT

START AND COMPLETION DATES: APRIL 2021 - JULY 2022

FUNDING STRATEGY: FEDERAL, STATE OF MICHIGAN, WAYNE COUNTY AND LOCAL COMMUNITY

MEANS OF FINANCING: FEDERAL AID = $655,000; COMMUNITY = $173,000; ACT 51 = $73,000

BENEFITS OF DOING THIS PROJECT: IMPROVED TRANSPORTATION SYSTEM AND INCREASED ECONOMIC DEVELOPMENT OPPORTUNITIES.

PROJECT FUNDING AND BENEFITS			
	Capital (one-time or project costs)	**On-going Operating Expense** (Recurring operational costs to support project after completion)	**Benefits** (Operating cost reductions due to implementation of project)
APPROPRIATED TO DATE:	$0	$0	$0
BUDGETED – FY2021:	$400,000	$0	$0
PROJECTED – FY2022:	$400,000	$0	$0
PROJECTED – FY2023:	$0	$0	$0
PROJECTED – FY2024:	$0	$0	$0
PROJECTED – FY2025:	$0	$0	$0
FUTURE:	$0	$0	$0
TOTAL:	$800,000	$0	$0

EXPANDED NARRATIVE PROJECT DETAIL JUSTIFICATION:

- PRINCIPAL ARTERIAL
- REHABILITATION OF ROADWAY SURFACE

CAPITAL IMPROVEMENT PROJECT NARRATIVE DESCRIPTION 2021-2025

DEPARTMENT/DIVISION: DPS / ENGINEERING DIVISION

PROJECT TITLE: MERRIMAN / JOY – PLYMOUTH

PROJECT NUMBER: 30-455

PROJECT LOCATION: LIVONIA

DISTRICT: 9

PRIORITY: 1 **(1=HIGH, 2=MEDIUM, 3=LOW)**

PROJECT DESCRIPTION AND SCOPE: MILL AND RESURFACE EXISTING PAVEMENT

RATIONALE: TO IMPROVE ROAD CONDITION

ALIGNMENT WITH COUNTY AND DEPT/DIV OBJECTIVES: ROADWAY SYSTEM IMPROVEMENT AND ECONOMIC DEVELOPMENT SUPPORT

START AND COMPLETION DATES: APRIL 2021 - JULY 2022

FUNDING STRATEGY: FEDERAL, STATE OF MICHIGAN, WAYNE COUNTY AND LOCAL COMMUNITY

MEANS OF FINANCING: FEDERAL AID = 1,153,000; COMMUNITY = $112,000; ACT 51 = 112,000

BENEFITS OF DOING THIS PROJECT: IMPROVED TRANSPORTATION SYSTEM AND INCREASED ECONOMIC DEVELOPMENT OPPORTUNITIES.

PROJECT FUNDING AND BENEFITS			
	Capital (one-time or project costs)	**On-going Operating Expense** (Recurring operational costs to support project after completion)	**Benefits** (Operating cost reductions due to implementation of project)
APPROPRIATED TO DATE:	$0	$0	$0
BUDGETED – FY2021:	$1,000,000	$0	$0
PROJECTED – FY2022:	$240,000	$0	$0
PROJECTED – FY2023:	$0	$0	$0
PROJECTED – FY2024:	$0	$0	$0
PROJECTED – FY2025:	$0	$0	$0
FUTURE:	$0	$0	$0
TOTAL:	$1,240,000	$0	$0

EXPANDED NARRATIVE PROJECT DETAIL JUSTIFICATION:

- PRINCIPAL ARTERIAL
- REHABILITATION OF ROADWAY SURFACE

CAPITAL IMPROVEMENT PROJECT
NARRATIVE DESCRIPTION
2021-2025

DEPARTMENT/DIVISION: DPS / ENGINEERING DIVISION

PROJECT TITLE: OUTER DRIVE-W / I-75 FREEWAY – FORT (M-85)

PROJECT NUMBER: 30-456

PROJECT LOCATION: DETROIT, LINCOLN PARK, MELVINDALE

DISTRICT: 4

PRIORITY: 1 **(1=HIGH, 2=MEDIUM, 3=LOW)**

PROJECT DESCRIPTION AND SCOPE: MILL AND RESURFACE EXISTING PAVEMENT

RATIONALE: TO IMPROVE ROAD CONDITION

ALIGNMENT WITH COUNTY AND DEPT/DIV OBJECTIVES: ROADWAY SYSTEM IMPROVEMENT AND ECONOMIC DEVELOPMENT SUPPORT

START AND COMPLETION DATES: APRIL 2021 - SEPTRMVER 2021

FUNDING STRATEGY: FEDERAL, STATE OF MICHIGAN, WAYNE COUNTY AND LOCAL COMMUNITY

MEANS OF FINANCING: FEDERAL AID = $409,000; COMMUNITY = $45,000; ACT 51 =$45,000

BENEFITS OF DOING THIS PROJECT: IMPROVED TRANSPORTATION SYSTEM AND INCREASED ECONOMIC DEVELOPMENT OPPORTUNITIES.

PROJECT FUNDING AND BENEFITS			
	Capital (one-time or project costs)	**On-going Operating Expense** (Recurring operational costs to support project after completion)	**Benefits** (Operating cost reductions due to implementation of project)
APPROPRIATED TO DATE:	$0	$0	$0
BUDGETED – FY2021:	$520,000	$0	$0
PROJECTED – FY2022:	$0	$0	$0
PROJECTED – FY2023:	$0	$0	$0
PROJECTED – FY2024:	$0	$0	$0
PROJECTED – FY2025:	$0	$0	$0
FUTURE:	$0	$0	$0
TOTAL:	$520,000	$0	$0

EXPANDED NARRATIVE PROJECT DETAIL JUSTIFICATION:

- PRINCIPAL ARTERIAL
- REHABILITATION OF ROADWAY SURFACE

CAPITAL IMPROVEMENT PROJECT NARRATIVE DESCRIPTION 2021-2025

DEPARTMENT/DIVISION: DPS / ENGINEERING DIVISION

PROJECT TITLE: OUTER DRIVE-W / GOLFVIEW – FORD (M-153)

PROJECT NUMBER: 30-457

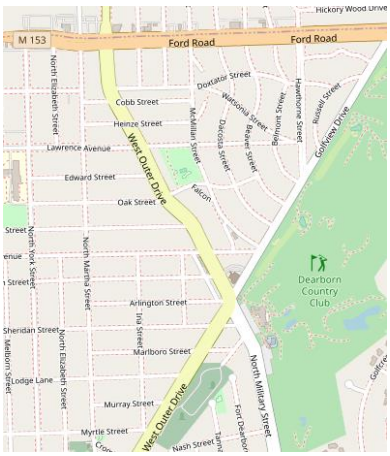

PROJECT LOCATION: DEARBORN

DISTRICT: 13

PRIORITY: 1 **(1=HIGH, 2=MEDIUM, 3=LOW)**

PROJECT DESCRIPTION AND SCOPE: MILL AND RESURFACE EXISTING PAVEMENT

RATIONALE: TO IMPROVE ROAD CONDITION

ALIGNMENT WITH COUNTY AND DEPT/DIV OBJECTIVES: ROADWAY SYSTEM IMPROVEMENT AND ECONOMIC DEVELOPMENT SUPPORT

START AND COMPLETION DATES: APRIL 2021 - JULY 2022

FUNDING STRATEGY: FEDERAL, STATE OF MICHIGAN, WAYNE COUNTY AND LOCAL COMMUNITY

MEANS OF FINANCING: FEDERAL AID = $1,052,000; COMMUNITY = $117,000; ACT 51 =$117,000

BENEFITS OF DOING THIS PROJECT: IMPROVED TRANSPORTATION SYSTEM AND INCREASED ECONOMIC DEVELOPMENT OPPORTUNITIES.

PROJECT FUNDING AND BENEFITS			
	Capital (one-time or project costs)	**On-going Operating Expense** (Recurring operational costs to support project after completion)	**Benefits** (Operating cost reductions due to implementation of project)
APPROPRIATED TO DATE:	$0	$0	$0
BUDGETED – FY2021:	$1,000,000	$0	$0
PROJECTED – FY2022:	$285,000	$0	$0
PROJECTED – FY2023:	$0	$0	$0
PROJECTED – FY2024:	$0	$0	$0
PROJECTED – FY2025:	$0	$0	$0
FUTURE:	$0	$0	$0
TOTAL:	$1,285,000	$0	$0

EXPANDED NARRATIVE PROJECT DETAIL JUSTIFICATION:

- PRINCIPAL ARTERIAL
- REHABILITATION OF ROADWAY SURFACE

CAPITAL IMPROVEMENT PROJECT NARRATIVE DESCRIPTION 2021-2025

DEPARTMENT/DIVISION: DPS / ENGINEERING DIVISION

PROJECT TITLE: OUTER DRIVE-W / JEFFERSON, W – ECORSE CITY LIMIT

PROJECT NUMBER: 30-458

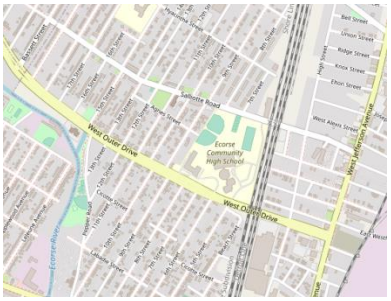

PROJECT LOCATION: ECORSE

DISTRICT: 15

PRIORITY: 1 **(1=HIGH, 2=MEDIUM, 3=LOW)**

PROJECT DESCRIPTION AND SCOPE: MILL AND RESURFACE EXISTING PAVEMENT

RATIONALE: TO IMPROVE ROAD CONDITION

ALIGNMENT WITH COUNTY AND DEPT/DIV OBJECTIVES: ROADWAY SYSTEM IMPROVEMENT AND ECONOMIC DEVELOPMENT SUPPORT

START AND COMPLETION DATES: APRIL 2021 - JULY 2022

FUNDING STRATEGY: FEDERAL, STATE OF MICHIGAN, WAYNE COUNTY AND LOCAL COMMUNITY

MEANS OF FINANCING: FEDERAL AID = $1,461,000; COMMUNITY = $162,000; ACT 51 =$162,000

BENEFITS OF DOING THIS PROJECT: IMPROVED TRANSPORTATION SYSTEM AND INCREASED ECONOMIC DEVELOPMENT OPPORTUNITIES.

PROJECT FUNDING AND BENEFITS			
	Capital (one-time or project costs)	**On-going Operating Expense** (Recurring operational costs to support project after completion)	**Benefits** (Operating cost reductions due to implementation of project)
APPROPRIATED TO DATE:	$0	$0	$0
BUDGETED – FY2021:	$1,000,000	$0	$0
PROJECTED – FY2022:	$1,500,000	$0	$0
PROJECTED – FY2023:	$0	$0	$0
PROJECTED – FY2024:	$0	$0	$0
PROJECTED – FY2025:	$0	$0	$0
FUTURE:	$0	$0	$0
TOTAL:	$2,500,000	$0	$0

EXPANDED NARRATIVE PROJECT DETAIL JUSTIFICATION:

- PRINCIPAL ARTERIAL
- REHABILITATION OF ROADWAY SURFACE

CAPITAL IMPROVEMENT PROJECT NARRATIVE DESCRIPTION 2021-2025

DEPARTMENT/DIVISION: DPS / ENGINEERING DIVISION

PROJECT TITLE: SIX MILE / CHURCH ST – DEQUINDRE

PROJECT NUMBER: 30-459

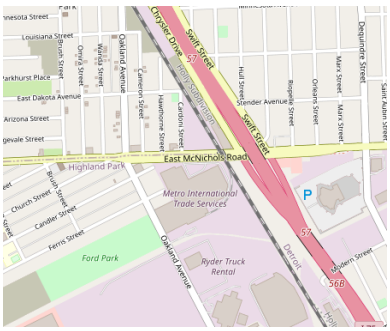

PROJECT LOCATION: DETROIT, HIGHLAND PARK

DISTRICT: 3 & 5

PRIORITY: 1 **(1=HIGH, 2=MEDIUM, 3=LOW)**

PROJECT DESCRIPTION AND SCOPE: MILL AND RESURFACE EXISTING PAVEMENT

RATIONALE: TO IMPROVE ROAD CONDITION

ALIGNMENT WITH COUNTY AND DEPT/DIV OBJECTIVES: ROADWAY SYSTEM IMPROVEMENT AND ECONOMIC DEVELOPMENT SUPPORT

START AND COMPLETION DATES: APRIL 2021 - SEPTEMBER 2021

FUNDING STRATEGY: FEDERAL, STATE OF MICHIGAN, WAYNE COUNTY AND LOCAL COMMUNITY

MEANS OF FINANCING: FEDERAL AID = $671,000; COMMUNITY = $74,000; ACT 51 =$74,000

BENEFITS OF DOING THIS PROJECT: IMPROVED TRANSPORTATION SYSTEM AND INCREASED ECONOMIC DEVELOPMENT OPPORTUNITIES.

PROJECT FUNDING AND BENEFITS			
	Capital (one-time or project costs)	**On-going Operating Expense** (Recurring operational costs to support project after completion)	**Benefits** (Operating cost reductions due to implementation of project)
APPROPRIATED TO DATE:	$0	$0	$0
BUDGETED – FY2021:	$820,000	$0	$0
PROJECTED – FY2022:	$0	$0	$0
PROJECTED – FY2023:	$0	$0	$0
PROJECTED – FY2024:	$0	$0	$0
PROJECTED – FY2025:	$0	$0	$0
FUTURE:	$0	$0	$0
TOTAL:	$820,000	$0	$0

EXPANDED NARRATIVE PROJECT DETAIL JUSTIFICATION:

- PRINCIPAL ARTERIAL
- REHABILITATION OF ROADWAY SURFACE

CAPITAL IMPROVEMENT PROJECT NARRATIVE DESCRIPTION 2021-2025

DEPARTMENT/DIVISION: DPS / ENGINEERING DIVISION

PROJECT TITLE: SOUTHFIELD / ECORSE CITY LIMIT – JEFFERSON, W

PROJECT NUMBER: 30-460

PROJECT LOCATION: ECORSE

DISTRICT: 15

PRIORITY: 1 **(1=HIGH, 2=MEDIUM, 3=LOW)**

PROJECT DESCRIPTION AND SCOPE: MILL AND RESURFACE EXISTING PAVEMENT

RATIONALE: TO IMPROVE ROAD CONDITION

ALIGNMENT WITH COUNTY AND DEPT/DIV OBJECTIVES: ROADWAY SYSTEM IMPROVEMENT AND ECONOMIC DEVELOPMENT SUPPORT

START AND COMPLETION DATES: APRIL 2021 - JULY 2022

FUNDING STRATEGY: FEDERAL, STATE OF MICHIGAN, WAYNE COUNTY AND LOCAL COMMUNITY

MEANS OF FINANCING: FEDERAL AID = $1,292,000; COMMUNITY = $143,000; ACT 51 =$143,000

BENEFITS OF DOING THIS PROJECT: IMPROVED TRANSPORTATION SYSTEM AND INCREASED ECONOMIC DEVELOPMENT OPPORTUNITIES.

PROJECT FUNDING AND BENEFITS			
	Capital (one-time or project costs)	**On-going Operating Expense** (Recurring operational costs to support project after completion)	**Benefits** (Operating cost reductions due to implementation of project)
APPROPRIATED TO DATE:	$0	$0	$0
BUDGETED – FY2021:	$1,000,000	$0	$0
PROJECTED – FY2022:	$578,000	$0	$0
PROJECTED – FY2023:	$0	$0	$0
PROJECTED – FY2024:	$0	$0	$0
PROJECTED – FY2025:	$0	$0	$0
FUTURE:	$0	$0	$0
TOTAL:	$1,578,000	$0	$0

EXPANDED NARRATIVE PROJECT DETAIL JUSTIFICATION:

- PRINCIPAL ARTERIAL
- REHABILITATION OF ROADWAY SURFACE

CAPITAL IMPROVEMENT PROJECT NARRATIVE DESCRIPTION 2021-2025

DEPARTMENT/DIVISION: DPS / ENGINEERING DIVISION

PROJECT TITLE: PREVENTTIVE MAINTENANCE 2021

PROJECT NUMBER: 30-461

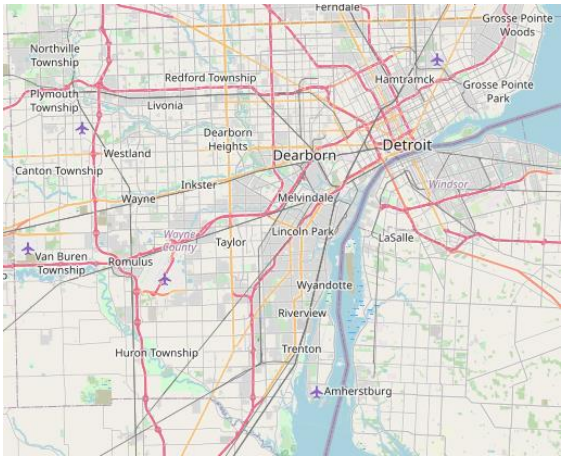

PROJECT LOCATION: COUNTYWIDE

DISTRICT: ALL

PRIORITY: 1 **(1=HIGH, 2=MEDIUM, 3=LOW)**

PROJECT DESCRIPTION AND SCOPE: OVERBAND CRACK SEALING

RATIONALE: TO IMPROVE ROAD CONDITION

ALIGNMENT WITH COUNTY AND DEPT/DIV OBJECTIVES: ROADWAY SYSTEM IMPROVEMENT AND ECONOMIC DEVELOPMENT SUPPORT

START AND COMPLETION DATES: APRIL 2021 - SEPTEMBER 2021

FUNDING STRATEGY: FEDERAL, STATE OF MICHIGAN, WAYNE COUNTY

MEANS OF FINANCING: FEDERAL AID = $524,000; ACT 51 =$116,000

BENEFITS OF DOING THIS PROJECT: IMPROVED TRANSPORTATION SYSTEM AND INCREASED ECONOMIC DEVELOPMENT OPPORTUNITIES.

PROJECT FUNDING AND BENEFITS			
	Capital (one-time or project costs)	**On-going Operating Expense** (Recurring operational costs to support project after completion)	**Benefits** (Operating cost reductions due to implementation of project)
APPROPRIATED TO DATE:	$0	$0	$0
BUDGETED – FY2021:	$640,000	$0	$0
PROJECTED – FY2022:	$0	$0	$0
PROJECTED – FY2023:	$0	$0	$0
PROJECTED – FY2024:	$0	$0	$0
PROJECTED – FY2025:	$0	$0	$0
FUTURE:	$0	$0	$0
TOTAL:	$640,000	$0	$0

EXPANDED NARRATIVE PROJECT DETAIL JUSTIFICATION:

- PRINCIPAL ARTERIAL
- REHABILITATION OF ROADWAY SURFACE

CAPITAL IMPROVEMENT PROJECT NARRATIVE DESCRIPTION 2021-2025

DEPARTMENT/DIVISION: DPS / ENGINEERING DIVISION

PROJECT TITLE: CONANT / HOLBROOK - CARPENTER

PROJECT NUMBER: 30-462

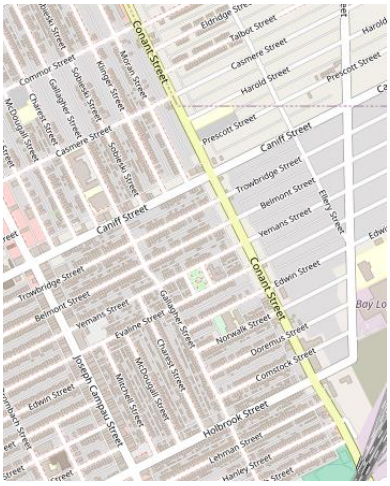

PROJECT LOCATION: DETROIT, HAMTRAMCK

DISTRICT: 3

PRIORITY: 1 **(1=HIGH, 2=MEDIUM, 3=LOW)**

PROJECT DESCRIPTION AND SCOPE: MILL AND RESURFACE EXISTING PAVEMENT

RATIONALE: TO IMPROVE ROAD CONDITION

ALIGNMENT WITH COUNTY AND DEPT/DIV OBJECTIVES: ROADWAY SYSTEM IMPROVEMENT AND ECONOMIC DEVELOPMENT SUPPORT

START AND COMPLETION DATES: SEPTEMBER 2020 - SEPTEMBER 2021

FUNDING STRATEGY: STATE OF MICHIGAN, WAYNE COUNTY

MEANS OF FINANCING: ACT 51 =$2,000,000

BENEFITS OF DOING THIS PROJECT: IMPROVED TRANSPORTATION SYSTEM AND INCREASED ECONOMIC DEVELOPMENT OPPORTUNITIES.

PROJECT FUNDING AND BENEFITS			
	Capital (one-time or project costs)	**On-going Operating Expense** (Recurring operational costs to support project after completion)	**Benefits** (Operating cost reductions due to implementation of project)
APPROPRIATED TO DATE:	$1,000,000	$0	$0
BUDGETED – FY2021:	$1,000,000	$0	$0
PROJECTED – FY2022:	$0	$0	$0
PROJECTED – FY2023:	$0	$0	$0
PROJECTED – FY2024:	$0	$0	$0
PROJECTED – FY2025:	$0	$0	$0
FUTURE:	$0	$0	$0
TOTAL:	$2,000,000	$0	$0

EXPANDED NARRATIVE PROJECT DETAIL JUSTIFICATION:

- PRINCIPAL ARTERIAL
- REHABILITATION OF ROADWAY SURFACE

CAPITAL IMPROVEMENT PROJECT NARRATIVE DESCRIPTION 2021-2025

DEPARTMENT/DIVISION: DPS / ENGINEERING DIVISION

PROJECT TITLE: Five Mile (Fenkell) / Schaefer - Meyers

PROJECT NUMBER: 30-463

PROJECT LOCATION: DETROIT

DISTRICT: 5

PRIORITY: 1 **(1=HIGH, 2=MEDIUM, 3=LOW)**

PROJECT DESCRIPTION AND SCOPE: MILL AND RESURFACE EXISTING PAVEMENT

RATIONALE: TO IMPROVE ROAD CONDITION

ALIGNMENT WITH COUNTY AND DEPT/DIV OBJECTIVES: ROADWAY SYSTEM IMPROVEMENT AND ECONOMIC DEVELOPMENT SUPPORT

START AND COMPLETION DATES: August 2020 - April 2021

FUNDING STRATEGY: STATE OF MICHIGAN, WAYNE COUNTY

MEANS OF FINANCING: ACT 51 =$1,100,000

BENEFITS OF DOING THIS PROJECT: IMPROVED TRANSPORTATION SYSTEM AND INCREASED ECONOMIC DEVELOPMENT OPPORTUNITIES.

PROJECT FUNDING AND BENEFITS			
	Capital (one-time or project costs)	**On-going Operating Expense** (Recurring operational costs to support project after completion)	**Benefits** (Operating cost reductions due to implementation of project)
APPROPRIATED TO DATE:	$0	$0	$0
BUDGETED – FY2021:	$750,000	$0	$0
PROJECTED – FY2022:	$350,000	$0	$0
PROJECTED – FY2023:	$0	$0	$0
PROJECTED – FY2024:	$0	$0	$0
PROJECTED – FY2025:	$0	$0	$0
FUTURE:	$0	$0	$0
TOTAL:	$1,100,000	$0	$0

EXPANDED NARRATIVE PROJECT DETAIL JUSTIFICATION:

- PRINCIPAL ARTERIAL
- REHABILITATION OF ROADWAY SURFACE

CAPITAL IMPROVEMENT PROJECT NARRATIVE DESCRIPTION 2021-2025

DEPARTMENT/DIVISION: DPS / ENGINEERING DIVISION

PROJECT TITLE: INKSTER / ANNAPOLIS – MICHIGAN (US-12)

PROJECT NUMBER: 30-464

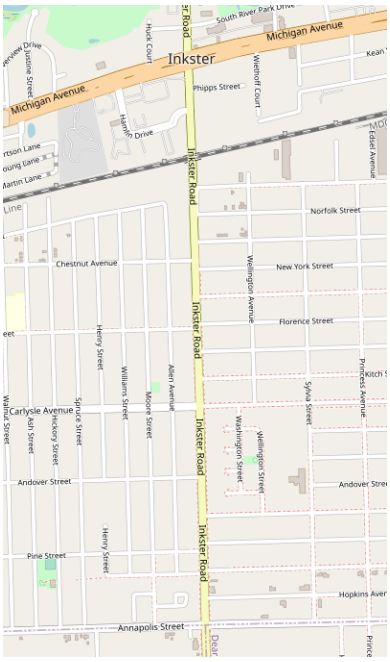

PROJECT LOCATION: INKSTER

DISTRICT: 12

PRIORITY: 1 **(1=HIGH, 2=MEDIUM, 3=LOW)**

PROJECT DESCRIPTION AND SCOPE: MILL AND RESURFACE EXISTING PAVEMENT

RATIONALE: TO IMPROVE ROAD CONDITION

ALIGNMENT WITH COUNTY AND DEPT/DIV OBJECTIVES: ROADWAY SYSTEM IMPROVEMENT AND ECONOMIC DEVELOPMENT SUPPORT

START AND COMPLETION DATES: SEPTEMBER 2020 - SEPTEMBER 2021

FUNDING STRATEGY: STATE OF MICHIGAN, WAYNE COUNTY

MEANS OF FINANCING: ACT 51 =$2,340,000

BENEFITS OF DOING THIS PROJECT: IMPROVED TRANSPORTATION SYSTEM AND INCREASED ECONOMIC DEVELOPMENT OPPORTUNITIES.

PROJECT FUNDING AND BENEFITS			
	Capital (one-time or project costs)	**On-going Operating Expense** (Recurring operational costs to support project after completion)	**Benefits** (Operating cost reductions due to implementation of project)
APPROPRIATED TO DATE:	$0	$0	$0
BUDGETED – FY2021:	$2,340,000	$0	$0
PROJECTED – FY2022:	$0	$0	$0
PROJECTED – FY2023:	$0	$0	$0
PROJECTED – FY2024:	$0	$0	$0
PROJECTED – FY2025:	$0	$0	$0
FUTURE:	$0	$0	$0
TOTAL:	$2,340,000	$0	$0

EXPANDED NARRATIVE PROJECT DETAIL JUSTIFICATION:

- PRINCIPAL ARTERIAL
- REHABILITATION OF ROADWAY SURFACE

CAPITAL IMPROVEMENT PROJECT
NARRATIVE DESCRIPTION
2021-2025

DEPARTMENT/DIVISION: DPS / ENGINEERING DIVISION

PROJECT TITLE: OUTER DRIVE-E / CHALMERS – CHANDLER PARK DRIVE

PROJECT NUMBER: 30-465

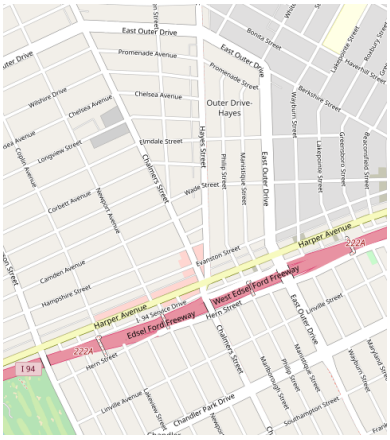

PROJECT LOCATION: DETROIT

DISTRICT: 1

PRIORITY: 1 **(1=HIGH, 2=MEDIUM, 3=LOW)**

PROJECT DESCRIPTION AND SCOPE: MILL AND RESURFACE EXISTING PAVEMENT

RATIONALE: TO IMPROVE ROAD CONDITION

ALIGNMENT WITH COUNTY AND DEPT/DIV OBJECTIVES: ROADWAY SYSTEM IMPROVEMENT AND ECONOMIC DEVELOPMENT SUPPORT

START AND COMPLETION DATES: SEPTEMBER 2020 - SEPTEMBER 2021

FUNDING STRATEGY: STATE OF MICHIGAN, WAYNE COUNTY

MEANS OF FINANCING: ACT 51 =$3,500,000

BENEFITS OF DOING THIS PROJECT: IMPROVED TRANSPORTATION SYSTEM AND INCREASED ECONOMIC DEVELOPMENT OPPORTUNITIES.

PROJECT FUNDING AND BENEFITS			
	Capital (one-time or project costs)	**On-going Operating Expense** (Recurring operational costs to support project after completion)	**Benefits** (Operating cost reductions due to implementation of project)
APPROPRIATED TO DATE:	$0	$0	$0
BUDGETED – FY2021:	$3,500,000	$0	$0
PROJECTED – FY2022:	$0	$0	$0
PROJECTED – FY2023:	$0	$0	$0
PROJECTED – FY2024:	$0	$0	$0
PROJECTED – FY2025:	$0	$0	$0
FUTURE:	$0	$0	$0
TOTAL:	$3,500,000	$0	$0

EXPANDED NARRATIVE PROJECT DETAIL JUSTIFICATION:

- PRINCIPAL ARTERIAL
- REHABILITATION OF ROADWAY SURFACE

CAPITAL IMPROVEMENT PROJECT NARRATIVE DESCRIPTION 2021-2025

DEPARTMENT/DIVISION: DPS / ENGINEERING DIVISION

PROJECT TITLE: Outer Drive-W / Schaefer - Seven Mile

PROJECT NUMBER: 30-466

PROJECT LOCATION: DETROIT

DISTRICT: 6

PRIORITY: 1 **(1=HIGH, 2=MEDIUM, 3=LOW)**

PROJECT DESCRIPTION AND SCOPE: MILL AND RESURFACE EXISTING PAVEMENT

RATIONALE: TO IMPROVE ROAD CONDITION

ALIGNMENT WITH COUNTY AND DEPT/DIV OBJECTIVES: ROADWAY SYSTEM IMPROVEMENT AND ECONOMIC DEVELOPMENT SUPPORT

START AND COMPLETION DATES: August 2020 - April 2021

FUNDING STRATEGY: STATE OF MICHIGAN, WAYNE COUNTY

MEANS OF FINANCING: ACT 51 =$1,500,000

BENEFITS OF DOING THIS PROJECT: IMPROVED TRANSPORTATION SYSTEM AND INCREASED ECONOMIC DEVELOPMENT OPPORTUNITIES.

PROJECT FUNDING AND BENEFITS			
	Capital (one-time or project costs)	**On-going Operating Expense** (Recurring operational costs to support project after completion)	**Benefits** (Operating cost reductions due to implementation of project)
APPROPRIATED TO DATE:	$0	$0	$0
BUDGETED – FY2021:	$1,000,000	$0	$0
PROJECTED – FY2022:	$500,000	$0	$0
PROJECTED – FY2023:	$0	$0	$0
PROJECTED – FY2024:	$0	$0	$0
PROJECTED – FY2025:	$0	$0	$0
FUTURE:	$0	$0	$0
TOTAL:	$1,500,000	$0	$0

EXPANDED NARRATIVE PROJECT DETAIL JUSTIFICATION:

- PRINCIPAL ARTERIAL
- REHABILITATION OF ROADWAY SURFACE

CAPITAL IMPROVEMENT PROJECT NARRATIVE DESCRIPTION 2021-2025

DEPARTMENT/DIVISION: DPS / ENGINEERING DIVISION

PROJECT TITLE: ROTUNDA DRIVE / COMMERCE – I-94 FREEWAY

PROJECT NUMBER: 30-467

PROJECT LOCATION: DEARBORN

DISTRICT: 13

PRIORITY: 1 **(1=HIGH, 2=MEDIUM, 3=LOW)**

PROJECT DESCRIPTION AND SCOPE: MILL AND RESURFACE EXISTING PAVEMENT

RATIONALE: TO IMPROVE ROAD CONDITION

ALIGNMENT WITH COUNTY AND DEPT/DIV OBJECTIVES: ROADWAY SYSTEM IMPROVEMENT AND ECONOMIC DEVELOPMENT SUPPORT

START AND COMPLETION DATES: SEPTEMBER 2020 - SEPTEMBER 2021

FUNDING STRATEGY: STATE OF MICHIGAN, WAYNE COUNTY

MEANS OF FINANCING: ACT 51 =$2,130,000

BENEFITS OF DOING THIS PROJECT: IMPROVED TRANSPORTATION SYSTEM AND INCREASED ECONOMIC DEVELOPMENT OPPORTUNITIES.

PROJECT FUNDING AND BENEFITS			
	Capital (one-time or project costs)	**On-going Operating Expense** (Recurring operational costs to support project after completion)	**Benefits** (Operating cost reductions due to implementation of project)
APPROPRIATED TO DATE:	$0	$0	$0
BUDGETED – FY2021:	$2,130,000	$0	$0
PROJECTED – FY2022:	$0	$0	$0
PROJECTED – FY2023:	$0	$0	$0
PROJECTED – FY2024:	$0	$0	$0
PROJECTED – FY2025:	$0	$0	$0
FUTURE:	$0	$0	$0
TOTAL:	$2,130,000	$0	$0

EXPANDED NARRATIVE PROJECT DETAIL JUSTIFICATION:

- PRINCIPAL ARTERIAL
- REHABILITATION OF ROADWAY SURFACE

CAPITAL IMPROVEMENT PROJECT NARRATIVE DESCRIPTION 2021-2025

DEPARTMENT/DIVISION: DPS / ENGINEERING DIVISION

PROJECT TITLE: Seven Mile / Prevost - Greenfield

PROJECT NUMBER: 30-468

PROJECT LOCATION: DETROIT

DISTRICT: 6

PRIORITY: 1 **(1=HIGH, 2=MEDIUM, 3=LOW)**

PROJECT DESCRIPTION AND SCOPE: MILL AND RESURFACE EXISTING PAVEMENT

RATIONALE: TO IMPROVE ROAD CONDITION

ALIGNMENT WITH COUNTY AND DEPT/DIV OBJECTIVES: ROADWAY SYSTEM IMPROVEMENT AND ECONOMIC DEVELOPMENT SUPPORT

START AND COMPLETION DATES: August 2020 - April 2021

FUNDING STRATEGY: STATE OF MICHIGAN, WAYNE COUNTY

MEANS OF FINANCING: ACT 51 =$1,000,000

BENEFITS OF DOING THIS PROJECT: IMPROVED TRANSPORTATION SYSTEM AND INCREASED ECONOMIC DEVELOPMENT OPPORTUNITIES.

PROJECT FUNDING AND BENEFITS			
	Capital (one-time or project costs)	**On-going Operating Expense** (Recurring operational costs to support project after completion)	**Benefits** (Operating cost reductions due to implementation of project)
APPROPRIATED TO DATE:	$0	$0	$0
BUDGETED – FY2021:	$1,000,000	$0	$0
PROJECTED – FY2022:	$0	$0	$0
PROJECTED – FY2023:	$0	$0	$0
PROJECTED – FY2024:	$0	$0	$0
PROJECTED – FY2025:	$0	$0	$0
FUTURE:	$0	$0	$0
TOTAL:	$1,000,000	$0	$0

EXPANDED NARRATIVE PROJECT DETAIL JUSTIFICATION:

- PRINCIPAL ARTERIAL
- REHABILITATION OF ROADWAY SURFACE

CAPITAL IMPROVEMENT PROJECT NARRATIVE DESCRIPTION 2021-2025

DEPARTMENT/DIVISION: DPS / ENGINEERING DIVISION

PROJECT TITLE: VAN BORN / INKSTER – BEECH-DALY

PROJECT NUMBER: 30-469

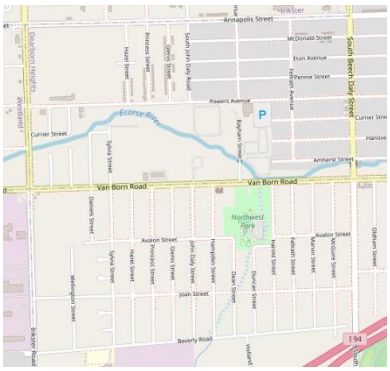

PROJECT LOCATION: DEARBORN HEIGHTS, TAYLOR

DISTRICT: 8 & 14

PRIORITY: 1 **(1=HIGH, 2=MEDIUM, 3=LOW)**

PROJECT DESCRIPTION AND SCOPE: MILL AND RESURFACE EXISTING PAVEMENT

RATIONALE: TO IMPROVE ROAD CONDITION

ALIGNMENT WITH COUNTY AND DEPT/DIV OBJECTIVES: ROADWAY SYSTEM IMPROVEMENT AND ECONOMIC DEVELOPMENT SUPPORT

START AND COMPLETION DATES: SEPTEMBER 2020 - SEPTEMBER 2021

FUNDING STRATEGY: STATE OF MICHIGAN, WAYNE COUNTY

MEANS OF FINANCING: ACT 51 =$2,250,000

BENEFITS OF DOING THIS PROJECT: IMPROVED TRANSPORTATION SYSTEM AND INCREASED ECONOMIC DEVELOPMENT OPPORTUNITIES.

PROJECT FUNDING AND BENEFITS			
	Capital (one-time or project costs)	**On-going Operating Expense** (Recurring operational costs to support project after completion)	**Benefits** (Operating cost reductions due to implementation of project)
APPROPRIATED TO DATE:	$0	$0	$0
BUDGETED – FY2021:	$2,250,000	$0	$0
PROJECTED – FY2022:	$0	$0	$0
PROJECTED – FY2023:	$0	$0	$0
PROJECTED – FY2024:	$0	$0	$0
PROJECTED – FY2025:	$0	$0	$0
FUTURE:	$0	$0	$0
TOTAL:	$2,250,000	$0	$0

EXPANDED NARRATIVE PROJECT DETAIL JUSTIFICATION:

- PRINCIPAL ARTERIAL
- REHABILITATION OF ROADWAY SURFACE

CAPITAL IMPROVEMENT PROJECT NARRATIVE DESCRIPTION 2021-2025

DEPARTMENT/DIVISION: DPS / ENGINEERING DIVISION

PROJECT TITLE: VAN BORN / VENOY – MERRIMAN

PROJECT NUMBER: 30-470

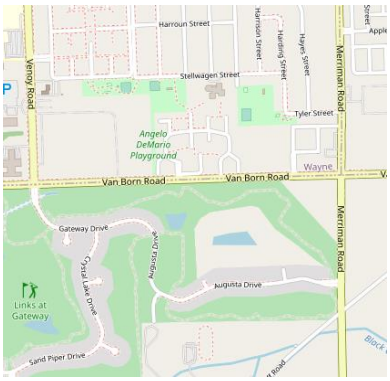

PROJECT LOCATION: WAYNE, ROMULUS

DISTRICT: 11

PRIORITY: 1 **(1=HIGH, 2=MEDIUM, 3=LOW)**

PROJECT DESCRIPTION AND SCOPE: MILL AND RESURFACE EXISTING PAVEMENT

RATIONALE: TO IMPROVE ROAD CONDITION

ALIGNMENT WITH COUNTY AND DEPT/DIV OBJECTIVES: ROADWAY SYSTEM IMPROVEMENT AND ECONOMIC DEVELOPMENT SUPPORT

START AND COMPLETION DATES: SEPTEMBER 2020 - SEPTEMBER 2021

FUNDING STRATEGY: STATE OF MICHIGAN, WAYNE COUNTY

MEANS OF FINANCING: ACT 51 =$1,750,000

BENEFITS OF DOING THIS PROJECT: IMPROVED TRANSPORTATION SYSTEM AND INCREASED ECONOMIC DEVELOPMENT OPPORTUNITIES.

PROJECT FUNDING AND BENEFITS			
	Capital (one-time or project costs)	**On-going Operating Expense** (Recurring operational costs to support project after completion)	**Benefits** (Operating cost reductions due to implementation of project)
APPROPRIATED TO DATE:	$0	$0	$0
BUDGETED – FY2021:	$1,750,000	$0	$0
PROJECTED – FY2022:	$0	$0	$0
PROJECTED – FY2023:	$0	$0	$0
PROJECTED – FY2024:	$0	$0	$0
PROJECTED – FY2025:	$0	$0	$0
FUTURE:	$0	$0	$0
TOTAL:	$1,750,000	$0	$0

EXPANDED NARRATIVE PROJECT DETAIL JUSTIFICATION:

- PRINCIPAL ARTERIAL
- REHABILITATION OF ROADWAY SURFACE

CAPITAL IMPROVEMENT PROJECT NARRATIVE DESCRIPTION 2021-2025

DEPARTMENT/DIVISION: DPS / ENGINEERING DIVISION

PROJECT TITLE: WAYNE / FORD (M-153) – WARREN

PROJECT NUMBER: 30-471

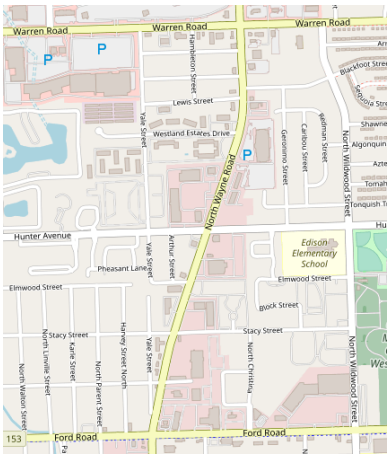

PROJECT LOCATION: WESTLAND

DISTRICT: 12

PRIORITY: 1 **(1=HIGH, 2=MEDIUM, 3=LOW)**

PROJECT DESCRIPTION AND SCOPE: MILL AND RESURFACE EXISTING PAVEMENT

RATIONALE: TO IMPROVE ROAD CONDITION

ALIGNMENT WITH COUNTY AND DEPT/DIV OBJECTIVES: ROADWAY SYSTEM IMPROVEMENT AND ECONOMIC DEVELOPMENT SUPPORT

START AND COMPLETION DATES: JULY 2020 - JULY 2021

FUNDING STRATEGY: STATE OF MICHIGAN, WAYNE COUNTY

MEANS OF FINANCING: ACT 51 =$2,200,000

BENEFITS OF DOING THIS PROJECT: IMPROVED TRANSPORTATION SYSTEM AND INCREASED ECONOMIC DEVELOPMENT OPPORTUNITIES.

PROJECT FUNDING AND BENEFITS			
	Capital (one-time or project costs)	**On-going Operating Expense** (Recurring operational costs to support project after completion)	**Benefits** (Operating cost reductions due to implementation of project)
APPROPRIATED TO DATE:	$1,200,000	$0	$0
BUDGETED – FY2021:	$1,000,000	$0	$0
PROJECTED – FY2022:	$0	$0	$0
PROJECTED – FY2023:	$0	$0	$0
PROJECTED – FY2024:	$0	$0	$0
PROJECTED – FY2025:	$0	$0	$0
FUTURE:	$0	$0	$0
TOTAL:	$2,200,000	$0	$0

EXPANDED NARRATIVE PROJECT DETAIL JUSTIFICATION:

- PRINCIPAL ARTERIAL
- REHABILITATION OF ROADWAY SURFACE

CAPITAL IMPROVEMENT PROJECT NARRATIVE DESCRIPTION 2021-2025

DEPARTMENT/DIVISION: DPS / ENGINEERING DIVISION

PROJECT TITLE: CHERRY HILL / LILLEY – HAGGERTY

PROJECT NUMBER: 30-472

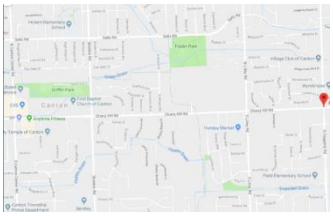

PROJECT LOCATION: CANTON TWP

DISTRICT: 10

PRIORITY: 1 **(1=HIGH, 2=MEDIUM, 3=LOW)**

PROJECT DESCRIPTION AND SCOPE: RESURFACE EXISTING PAVEMENT

RATIONALE: TO IMPROVE ROAD CONDITION

ALIGNMENT WITH COUNTY AND DEPT/DIV OBJECTIVES: ROADWAY SYSTEM IMRPOVEMENT AND ECONOMIC DEVELOPMENT

START AND COMPLETION DATES: SEPTEMBER 2020 – NOVEMBER 2020

FUNDING STRATEGY: FEDERAL GRANT & WAYNE COUNTY

MEANS OF FINANCING: TED-C-19 = $1,600,000; ACT 51 = $400,000

BENEFITS OF DOING THIS PROJECT: IMPROVE TRANSPORTATION SYSTEM INCREASE PUBLIC SAFETY AND SUPPORT ECONOMIC DEVELOPMENT OPPORTUNITIES

PROJECT FUNDING AND BENEFITS			
	Capital (one-time or project costs)	**On-going Operating Expense** (Recurring operational costs to support project after completion)	**Benefits** (Operating cost reductions due to implementation of project)
APPROPRIATED TO DATE:	$500,000	$0	$0
BUDGETED – FY2021:	$1,500,000	$0	$0
PROJECTED – FY2022:	$0	$0	$0
PROJECTED – FY2023:	$0	$0	$0
PROJECTED – FY2024:	$0	$0	$0
PROJECTED – FY2025:	$0	$0	$0
FUTURE:	$0	$0	$0
TOTAL:	$2,000,000	$0	$0

EXPANDED NARRATIVE PROJECT DETAIL JUSTIFICATION:

- MINOR ARTERIAL
- REHABILITATION OF ROADWAY SURFACE

CAPITAL IMPROVEMENT PROJECT NARRATIVE DESCRIPTION 2021-2025

DEPARTMENT/DIVISION: DPS / ENGINEERING DIVISION

PROJECT TITLE: FERNEY AND WYOMING IN DEARBORN, FROM DIX TO EAGLE

PROJECT NUMBER: 30-473

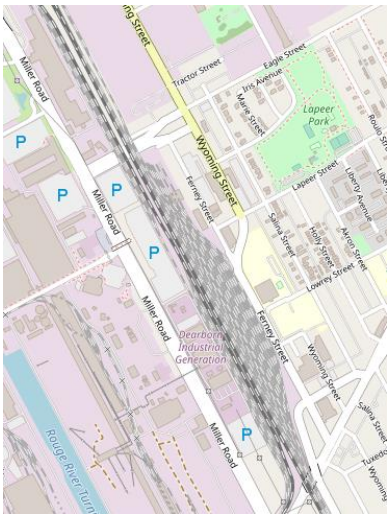

PROJECT LOCATION: DEARBORN

DISTRICT: 13

PRIORITY: 1 **(1=HIGH, 2=MEDIUM, 3=LOW)**

PROJECT DESCRIPTION AND SCOPE: MILL AND RESURFACE EXISTING PAVEMENT

RATIONALE: TO IMPROVE ROAD CONDITION

ALIGNMENT WITH COUNTY AND DEPT/DIV OBJECTIVES: ROADWAY SYSTEM IMPROVEMENT AND ECONOMIC DEVELOPMENT SUPPORT

START AND COMPLETION DATES: APRIL 2021 - SEPTEMBER 2021

FUNDING STRATEGY: STATE OF MICHIGAN, WAYNE COUNTY

MEANS OF FINANCING: ACT 51 =$1,520,000

BENEFITS OF DOING THIS PROJECT: IMPROVED TRANSPORTATION SYSTEM AND INCREASED ECONOMIC DEVELOPMENT OPPORTUNITIES.

PROJECT FUNDING AND BENEFITS			
	Capital (one-time or project costs)	**On-going Operating Expense** (Recurring operational costs to support project after completion)	**Benefits** (Operating cost reductions due to implementation of project)
APPROPRIATED TO DATE:	$0	$0	$0
BUDGETED – FY2021:	$1,520,000	$0	$0
PROJECTED – FY2022:	$0	$0	$0
PROJECTED – FY2023:	$0	$0	$0
PROJECTED – FY2024:	$0	$0	$0
PROJECTED – FY2025:	$0	$0	$0
FUTURE:	$0	$0	$0
TOTAL:	$1,520,000	$0	$0

EXPANDED NARRATIVE PROJECT DETAIL JUSTIFICATION:

- PRINCIPAL ARTERIAL
- REHABILITATION OF ROADWAY SURFACE

CAPITAL IMPROVEMENT PROJECT NARRATIVE DESCRIPTION 2021-2025

DEPARTMENT/DIVISION: DPS / ENGINEERING DIVISION

PROJECT TITLE: MILLER / DIX – MILLER ROAD BRIDGE

PROJECT NUMBER: 30-474

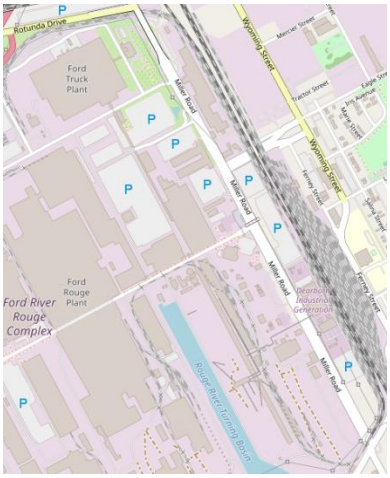

PROJECT LOCATION: DEARBORN

DISTRICT: 13

PRIORITY: 1 **(1=HIGH, 2=MEDIUM, 3=LOW)**

PROJECT DESCRIPTION AND SCOPE: REMOVE AND REPLACE EXISTING CONCRETE PAVEMENT

RATIONALE: TO IMPROVE ROAD CONDITION

ALIGNMENT WITH COUNTY AND DEPT/DIV OBJECTIVES: ROADWAY SYSTEM IMPROVEMENT AND ECONOMIC DEVELOPMENT SUPPORT

START AND COMPLETION DATES: APRIL 2021 - SEPTEMBER 2022

FUNDING STRATEGY: STATE OF MICHIGAN, WAYNE COUNTY

MEANS OF FINANCING: ACT 51 =$6,040,000

BENEFITS OF DOING THIS PROJECT: IMPROVED TRANSPORTATION SYSTEM AND INCREASED ECONOMIC DEVELOPMENT OPPORTUNITIES.

PROJECT FUNDING AND BENEFITS			
	Capital (one-time or project costs)	**On-going Operating Expense** (Recurring operational costs to support project after completion)	**Benefits** (Operating cost reductions due to implementation of project)
APPROPRIATED TO DATE:	$0	$0	$0
BUDGETED – FY2021:	$3,040,000	$0	$0
PROJECTED – FY2022:	$3,000,000	$0	$0
PROJECTED – FY2023:	$0	$0	$0
PROJECTED – FY2024:	$0	$0	$0
PROJECTED – FY2025:	$0	$0	$0
FUTURE:	$0	$0	$0
TOTAL:	$6,040,000	$0	$0

EXPANDED NARRATIVE PROJECT DETAIL JUSTIFICATION:

- PRINCIPAL ARTERIAL
- REHABILITATION OF ROADWAY SURFACE

CAPITAL IMPROVEMENT PROJECT NARRATIVE DESCRIPTION 2021-2025

DEPARTMENT/DIVISION: DPS / ENGINEERING DIVISION

PROJECT TITLE: TRAFFIC SIGNAL * DENTON/RIDGE/SALTZ

PROJECT NUMBER: 30-475

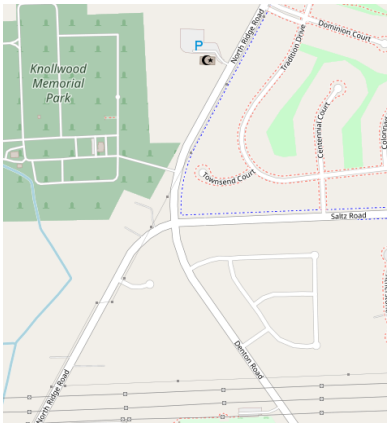

PROJECT LOCATION: CANTON TWP

DISTRICT: 10

PRIORITY: 1 **(1=HIGH, 2=MEDIUM, 3=LOW)**

PROJECT DESCRIPTION AND SCOPE: INSTALL NEW TRAFFIC SIGNAL

RATIONALE: TO IMPROVE ROAD CONGESTION AND SAFETY

ALIGNMENT WITH COUNTY AND DEPT/DIV OBJECTIVES: ROADWAY SYSTEM IMPROVEMENT AND ECONOMIC DEVELOPMENT SUPPORT

START AND COMPLETION DATES: APRIL 2021 - SEPTEMBER 2021

FUNDING STRATEGY: STATE OF MICHIGAN, WAYNE COUNTY

MEANS OF FINANCING: ACT 51 =$350,000

BENEFITS OF DOING THIS PROJECT: IMPROVED TRANSPORTATION SYSTEM AND INCREASED ECONOMIC DEVELOPMENT OPPORTUNITIES.

PROJECT FUNDING AND BENEFITS			
	Capital (one-time or project costs)	**On-going Operating Expense** (Recurring operational costs to support project after completion)	**Benefits** (Operating cost reductions due to implementation of project)
APPROPRIATED TO DATE:	$0	$0	$0
BUDGETED – FY2021:	$350,000	$0	$0
PROJECTED – FY2022:	$0	$0	$0
PROJECTED – FY2023:	$0	$0	$0
PROJECTED – FY2024:	$0	$0	$0
PROJECTED – FY2025:	$0	$0	$0
FUTURE:	$0	$0	$0
TOTAL:	$350,000	$0	$0

EXPANDED NARRATIVE PROJECT DETAIL JUSTIFICATION:

- PRINCIPAL ARTERIAL
- INSTALL NEW TRAFFIC SIGNAL

CAPITAL IMPROVEMENT PROJECT NARRATIVE DESCRIPTION 2021-2025

DEPARTMENT/DIVISION: DPS / ENGINEERING DIVISION

PROJECT TITLE: WARREN / OUTER DRIVE-W – HEYDEN ST

PROJECT NUMBER: 30-476

PROJECT LOCATION: DETROIT DEARBORN HEIGHTS

DISTRICT: 15

PRIORITY: 1 **(1=HIGH, 2=MEDIUM, 3=LOW)**

PROJECT DESCRIPTION AND SCOPE: MILL AND RESURFACE EXISTING PAVEMENT

RATIONALE: TO IMPROVE ROAD CONDITION

ALIGNMENT WITH COUNTY AND DEPT/DIV OBJECTIVES: ROADWAY SYSTEM IMPROVEMENT AND ECONOMIC DEVELOPMENT SUPPORT

START AND COMPLETION DATES: APRIL 2021 - JULY 2022

FUNDING STRATEGY: FEDERAL, STATE OF MICHIGAN, WAYNE COUNTY AND LOCAL COMMUNITY

MEANS OF FINANCING: FEDERAL AID = $1,097,000; COMMUNITY = $57,000; ACT 51 =$171,000

BENEFITS OF DOING THIS PROJECT: IMPROVED TRANSPORTATION SYSTEM AND INCREASED ECONOMIC DEVELOPMENT OPPORTUNITIES.

PROJECT FUNDING AND BENEFITS			
	Capital (one-time or project costs)	**On-going Operating Expense** (Recurring operational costs to support project after completion)	**Benefits** (Operating cost reductions due to implementation of project)
APPROPRIATED TO DATE:	$0	$0	$0
BUDGETED – FY2021:	$500,000	$0	$0
PROJECTED – FY2022:	$755,000	$0	$0
PROJECTED – FY2023:	$0	$0	$0
PROJECTED – FY2024:	$0	$0	$0
PROJECTED – FY2025:	$0	$0	$0
FUTURE:	$0	$0	$0
TOTAL:	$1,255,000	$0	$0

EXPANDED NARRATIVE PROJECT DETAIL JUSTIFICATION:

- PRINCIPAL ARTERIAL
- REHABILITATION OF ROADWAY SURFACE

CAPITAL IMPROVEMENT PROJECT NARRATIVE DESCRIPTION 2021-2025

DEPARTMENT/DIVISION: DPS / ENGINEERING DIVISION

PROJECT TITLE: FARMINGTON / ORANGELAWN – PLYMOUTH

PROJECT NUMBER: 30-477

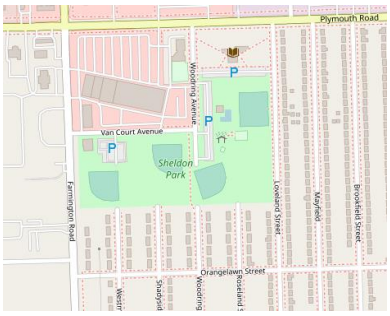

PROJECT LOCATION: LIVONIA

DISTRICT: 9

PRIORITY: 1 **(1=HIGH, 2=MEDIUM, 3=LOW)**

PROJECT DESCRIPTION AND SCOPE: WIDEN AND RESURFACE EXISTING PAVEMENT

RATIONALE: TO IMPROVE ROAD CONDITION AND CONGESTION

ALIGNMENT WITH COUNTY AND DEPT/DIV OBJECTIVES: ROADWAY SYSTEM IMPROVEMENT AND ECONOMIC DEVELOPMENT SUPPORT

START AND COMPLETION DATES: APRIL 2022 - SEPTEMBER 2022

FUNDING STRATEGY: FEDERAL AID, STATE OF MICHIGAN, LOCAL COMMUNITY, WAYNE COUNTY

MEANS OF FINANCING: FEDERAL AID = $900,000, COMMUNITY = $100,000, STATE ACT 51 =$100,000

BENEFITS OF DOING THIS PROJECT: IMPROVED TRANSPORTATION SYSTEM AND INCREASED ECONOMIC DEVELOPMENT OPPORTUNITIES.

PROJECT FUNDING AND BENEFITS			
	Capital (one-time or project costs)	**On-going Operating Expense** (Recurring operational costs to support project after completion)	**Benefits** (Operating cost reductions due to implementation of project)
APPROPRIATED TO DATE:	$0	$0	$0
BUDGETED – FY2021:	$0	$0	$0
PROJECTED – FY2022:	$1,100,000	$0	$0
PROJECTED – FY2023:	$0	$0	$0
PROJECTED – FY2024:	$0	$0	$0
PROJECTED – FY2025:	$0	$0	$0
FUTURE:	$0	$0	$0
TOTAL:	$1,100,000	$0	$0

EXPANDED NARRATIVE PROJECT DETAIL JUSTIFICATION:

- PRINCIPAL ARTERIAL
- WIDEN AND REHABILITATION OF ROADWAY SURFACE

CAPITAL IMPROVEMENT PROJECT NARRATIVE DESCRIPTION 2021-2025

DEPARTMENT/DIVISION: DPS / ENGINEERING DIVISION

PROJECT TITLE: Vining Culvert / Blakely Drain

PROJECT NUMBER: 30-478

PROJECT LOCATION: Romulus

DISTRICT: 11

PRIORITY: 1 **(1=HIGH, 2=MEDIUM, 3=LOW)**

PROJECT DESCRIPTION AND SCOPE: Culvert Replacement

RATIONALE: TO IMPROVE ROAD CONDITION

ALIGNMENT WITH COUNTY AND DEPT/DIV OBJECTIVES: ROADWAY SYSTEM IMPROVEMENT AND ECONOMIC DEVELOPMENT SUPPORT

START AND COMPLETION DATES: August 2020 - April 2021

FUNDING STRATEGY: FEDERAL AID, STATE OF MICHIGAN, WAYNE COUNTY

MEANS OF FINANCING: FEDERAL AID = $819,000, STATE ACT 51 =$182,000

BENEFITS OF DOING THIS PROJECT: IMPROVED TRANSPORTATION SYSTEM AND INCREASED ECONOMIC DEVELOPMENT OPPORTUNITIES.

PROJECT FUNDING AND BENEFITS			
	Capital (one-time or project costs)	**On-going Operating Expense** (Recurring operational costs to support project after completion)	**Benefits** (Operating cost reductions due to implementation of project)
APPROPRIATED TO DATE:	$0	$0	$0
BUDGETED – FY2021:	$1,000,000	$0	$0
PROJECTED – FY2022:	$0	$0	$0
PROJECTED – FY2023:	$0	$0	$0
PROJECTED – FY2024:	$0	$0	$0
PROJECTED – FY2025:	$0	$0	$0
FUTURE:	$0	$0	$0
TOTAL:	$1,000,000	$0	$0

EXPANDED NARRATIVE PROJECT DETAIL JUSTIFICATION:

- Culvert Replacement

CAPITAL IMPROVEMENT PROJECT NARRATIVE DESCRIPTION 2021-2025

DEPARTMENT/DIVISION: DPS / ENGINEERING DIVISION

PROJECT TITLE: BECK / FORD (M-153) - WARREN

PROJECT NUMBER: 30-479

PROJECT LOCATION: CANTON TWP

DISTRICT: 10

PRIORITY: 1 **(1=HIGH, 2=MEDIUM, 3=LOW)**

PROJECT DESCRIPTION AND SCOPE: MILL AND RESURFACE EXISTING PAVEMENT

RATIONALE: TO IMPROVE ROAD CONDITION

ALIGNMENT WITH COUNTY AND DEPT/DIV OBJECTIVES: ROADWAY SYSTEM IMPROVEMENT AND ECONOMIC DEVELOPMENT SUPPORT

START AND COMPLETION DATES: APRIL 2022 - SEPTEMBER 2022

FUNDING STRATEGY: FEDERAL AID, STATE OF MICHIGAN, WAYNE COUNTY

MEANS OF FINANCING: FEDERAL AID = $900,000, STATE ACT 51 =$200,000

BENEFITS OF DOING THIS PROJECT: IMPROVED TRANSPORTATION SYSTEM AND INCREASED ECONOMIC DEVELOPMENT OPPORTUNITIES.

PROJECT FUNDING AND BENEFITS			
	Capital (one-time or project costs)	**On-going Operating Expense** (Recurring operational costs to support project after completion)	**Benefits** (Operating cost reductions due to implementation of project)
APPROPRIATED TO DATE:	$0	$0	$0
BUDGETED – FY2021:	$0	$0	$0
PROJECTED – FY2022:	$1,100,000	$0	$0
PROJECTED – FY2023:	$0	$0	$0
PROJECTED – FY2024:	$0	$0	$0
PROJECTED – FY2025:	$0	$0	$0
FUTURE:	$0	$0	$0
TOTAL:	$1,100,000	$0	$0

EXPANDED NARRATIVE PROJECT DETAIL JUSTIFICATION:

- PRINCIPAL ARTERIAL
- REHABILITATION OF ROADWAY SURFACE

CAPITAL IMPROVEMENT PROJECT NARRATIVE DESCRIPTION 2021-2025

DEPARTMENT/DIVISION: DPS / ENGINEERING DIVISION

PROJECT TITLE: BEECH-DALY / WARREN - JOY

PROJECT NUMBER: 30-480

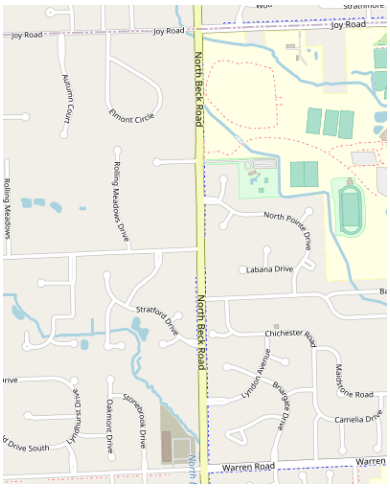

PROJECT LOCATION: DEARBORN HEIGHTS

DISTRICT: 8

PRIORITY: 1 **(1=HIGH, 2=MEDIUM, 3=LOW)**

PROJECT DESCRIPTION AND SCOPE: MILL AND RESURFACE EXISTING PAVEMENT

RATIONALE: TO IMPROVE ROAD CONDITION

ALIGNMENT WITH COUNTY AND DEPT/DIV OBJECTIVES: ROADWAY SYSTEM IMPROVEMENT AND ECONOMIC DEVELOPMENT SUPPORT

START AND COMPLETION DATES: APRIL 2022 - SEPTEMBER 2022

FUNDING STRATEGY: FEDERAL AID, STATE OF MICHIGAN, LOCAL COMMUNITY, WAYNE COUNTY

MEANS OF FINANCING: FEDERAL AID = $1,228,000, COMMUNITY = $136,000, STATE ACT 51 =$136,000

BENEFITS OF DOING THIS PROJECT: IMPROVED TRANSPORTATION SYSTEM AND INCREASED ECONOMIC DEVELOPMENT OPPORTUNITIES.

PROJECT FUNDING AND BENEFITS			
	Capital (one-time or project costs)	**On-going Operating Expense** (Recurring operational costs to support project after completion)	**Benefits** (Operating cost reductions due to implementation of project)
APPROPRIATED TO DATE:	$0	$0	$0
BUDGETED – FY2021:	$0	$0	$0
PROJECTED – FY2022:	$1,500,000	$0	$0
PROJECTED – FY2023:	$0	$0	$0
PROJECTED – FY2024:	$0	$0	$0
PROJECTED – FY2025:	$0	$0	$0
FUTURE:	$0	$0	$0
TOTAL:	$1,500,000	$0	$0

EXPANDED NARRATIVE PROJECT DETAIL JUSTIFICATION:

- PRINCIPAL ARTERIAL
- REHABILITATION OF ROADWAY SURFACE

CAPITAL IMPROVEMENT PROJECT NARRATIVE DESCRIPTION 2021-2025

DEPARTMENT/DIVISION: DPS / ENGINEERING DIVISION

PROJECT TITLE: EVERGREEN / HUBBARD – FORD (M-153)

PROJECT NUMBER: 30-481

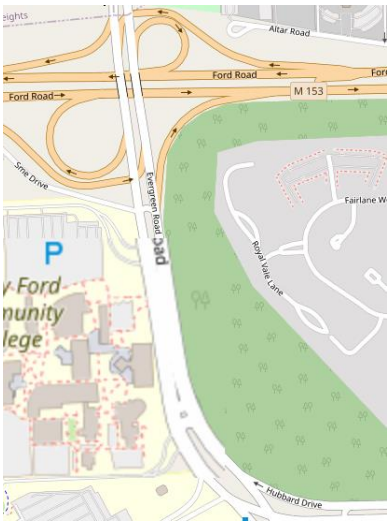

PROJECT LOCATION: DEARBORN

DISTRICT: 13

PRIORITY: 1 **(1=HIGH, 2=MEDIUM, 3=LOW)**

PROJECT DESCRIPTION AND SCOPE: MILL AND RESURFACE EXISTING PAVEMENT

RATIONALE: TO IMPROVE ROAD CONDITION

ALIGNMENT WITH COUNTY AND DEPT/DIV OBJECTIVES: ROADWAY SYSTEM IMPROVEMENT AND ECONOMIC DEVELOPMENT SUPPORT

START AND COMPLETION DATES: APRIL 2022 - SEPTEMBER 2022

FUNDING STRATEGY: FEDERAL AID, STATE OF MICHIGAN, LOCAL COMMUNITY, WAYNE COUNTY

MEANS OF FINANCING: FEDERAL AID = $982,000, COMMUNITY = $109,000, STATE ACT 51 =$109,000

BENEFITS OF DOING THIS PROJECT: IMPROVED TRANSPORTATION SYSTEM AND INCREASED ECONOMIC DEVELOPMENT OPPORTUNITIES.

PROJECT FUNDING AND BENEFITS			
	Capital (one-time or project costs)	**On-going Operating Expense** (Recurring operational costs to support project after completion)	**Benefits** (Operating cost reductions due to implementation of project)
APPROPRIATED TO DATE:	$0	$0	$0
BUDGETED – FY2021:	$0	$0	$0
PROJECTED – FY2022:	$1,200,000	$0	$0
PROJECTED – FY2023:	$0	$0	$0
PROJECTED – FY2024:	$0	$0	$0
PROJECTED – FY2025:	$0	$0	$0
FUTURE:	$0	$0	$0
TOTAL:	$1,200,000	$0	$0

EXPANDED NARRATIVE PROJECT DETAIL JUSTIFICATION:

- PRINCIPAL ARTERIAL
- REHABILITATION OF ROADWAY SURFACE

CAPITAL IMPROVEMENT PROJECT NARRATIVE DESCRIPTION 2021-2025

DEPARTMENT/DIVISION: DPS / ENGINEERING DIVISION

PROJECT TITLE: MERRIMAN / SCHOOLCRAFT – FIVE MILE

PROJECT NUMBER: 30-482

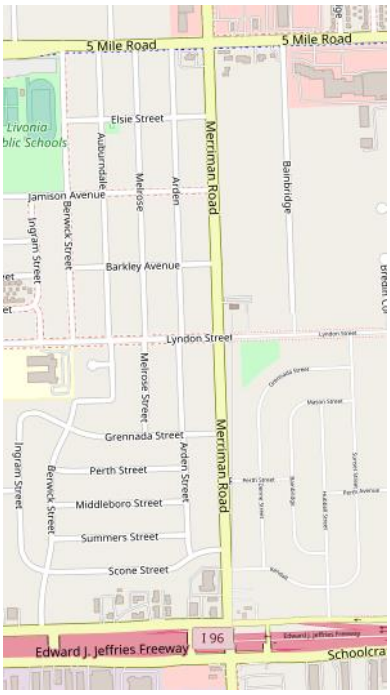

PROJECT LOCATION: LIVONIA

DISTRICT: 9

PRIORITY: 1 **(1=HIGH, 2=MEDIUM, 3=LOW)**

PROJECT DESCRIPTION AND SCOPE: RESURFACE EXISTING PAVEMENT

RATIONALE: TO IMPROVE ROAD CONDITION AND CONGESTION

ALIGNMENT WITH COUNTY AND DEPT/DIV OBJECTIVES: ROADWAY SYSTEM IMPROVEMENT AND ECONOMIC DEVELOPMENT SUPPORT

START AND COMPLETION DATES: APRIL 2022 - SEPTEMBER 2022

FUNDING STRATEGY: FEDERAL AID, STATE OF MICHIGAN, LOCAL COMMUNITY, WAYNE COUNTY

MEANS OF FINANCING: FEDERAL AID = $1,228,000, COMMUNITY = $136,000, STATE ACT 51 =$136,000

BENEFITS OF DOING THIS PROJECT: IMPROVED TRANSPORTATION SYSTEM AND INCREASED ECONOMIC DEVELOPMENT OPPORTUNITIES.

PROJECT FUNDING AND BENEFITS			
	Capital (one-time or project costs)	**On-going Operating Expense** (Recurring operational costs to support project after completion)	**Benefits** (Operating cost reductions due to implementation of project)
APPROPRIATED TO DATE:	$0	$0	$0
BUDGETED – FY2021:	$0	$0	$0
PROJECTED – FY2022:	$1,500,000	$0	$0
PROJECTED – FY2023:	$0	$0	$0
PROJECTED – FY2024:	$0	$0	$0
PROJECTED – FY2025:	$0	$0	$0
FUTURE:	$0	$0	$0
TOTAL:	$1,500,000	$0	$0

EXPANDED NARRATIVE PROJECT DETAIL JUSTIFICATION:

- PRINCIPAL ARTERIAL
- REHABILITATION OF ROADWAY SURFACE

CAPITAL IMPROVEMENT PROJECT NARRATIVE DESCRIPTION 2021-2025

DEPARTMENT/DIVISION: DPS / ENGINEERING DIVISION

PROJECT TITLE: SIX MIKE / INKSTER – BEECH-DALY; SIX MILE BRIDGE OVER TATABUSI CREEK

PROJECT NUMBER: 30-483

PROJECT LOCATION: REDFORD TWP

DISTRICT: 8

PRIORITY: 1 **(1=HIGH, 2=MEDIUM, 3=LOW)**

PROJECT DESCRIPTION AND SCOPE: RESURFACE EXISTING PAVEMENT, BRIDGE REPLACEMENT

RATIONALE: TO IMPROVE ROAD CONDITION AND CONGESTION

ALIGNMENT WITH COUNTY AND DEPT/DIV OBJECTIVES: ROADWAY SYSTEM IMPROVEMENT AND ECONOMIC DEVELOPMENT SUPPORT

START AND COMPLETION DATES: APRIL 2022 - SEPTEMBER 2022

FUNDING STRATEGY: FEDERAL AID, STATE OF MICHIGAN, WAYNE COUNTY

MEANS OF FINANCING: FEDERAL AID = $2,537,000, STATE ACT 51 =$563,000

BENEFITS OF DOING THIS PROJECT: IMPROVED TRANSPORTATION SYSTEM AND INCREASED ECONOMIC DEVELOPMENT OPPORTUNITIES.

PROJECT FUNDING AND BENEFITS			
	Capital (one-time or project costs)	**On-going Operating Expense** (Recurring operational costs to support project after completion)	**Benefits** (Operating cost reductions due to implementation of project)
APPROPRIATED TO DATE:	$0	$0	$0
BUDGETED – FY2021:	$0	$0	$0
PROJECTED – FY2022:	$3,100,000	$0	$0
PROJECTED – FY2023:	$0	$0	$0
PROJECTED – FY2024:	$0	$0	$0
PROJECTED – FY2025:	$0	$0	$0
FUTURE:	$0	$0	$0
TOTAL:	$3,100,000	$0	$0

EXPANDED NARRATIVE PROJECT DETAIL JUSTIFICATION:

- PRINCIPAL ARTERIAL
- REHABILITATION OF ROADWAY SURFACE AND BRIDGE REPLACEMENT

CAPITAL IMPROVEMENT PROJECT NARRATIVE DESCRIPTION 2021-2025

DEPARTMENT/DIVISION: DPS / ENGINEERING DIVISION

PROJECT TITLE: PREVENTATIVE MAINTENANCE 2022

PROJECT NUMBER: 30-484

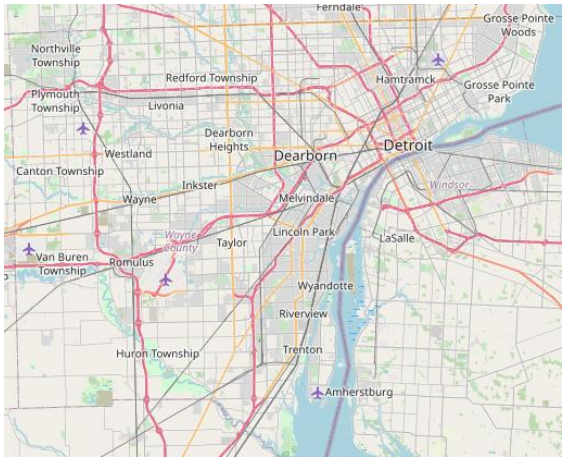

PROJECT LOCATION: COUNTYWIDE

DISTRICT: 8

PRIORITY: 1 **(1=HIGH, 2=MEDIUM, 3=LOW)**

PROJECT DESCRIPTION AND SCOPE: OVERBAND CRACK SEALING, CONCRETE PATCHING

RATIONALE: TO IMPROVE ROAD CONDITION

ALIGNMENT WITH COUNTY AND DEPT/DIV OBJECTIVES: ROADWAY SYSTEM IMPROVEMENT AND ECONOMIC DEVELOPMENT SUPPORT

START AND COMPLETION DATES: APRIL 2022 - SEPTEMBER 2022

FUNDING STRATEGY: FEDERAL AID, STATE OF MICHIGAN, WAYNE COUNTY

MEANS OF FINANCING: FEDERAL AID = $573,000, STATE ACT 51 =$127,000

BENEFITS OF DOING THIS PROJECT: IMPROVED TRANSPORTATION SYSTEM AND INCREASED ECONOMIC DEVELOPMENT OPPORTUNITIES.

PROJECT FUNDING AND BENEFITS			
	Capital (one-time or project costs)	**On-going Operating Expense** (Recurring operational costs to support project after completion)	**Benefits** (Operating cost reductions due to implementation of project)
APPROPRIATED TO DATE:	$0	$0	$0
BUDGETED – FY2021:	$0	$0	$0
PROJECTED – FY2022:	$700,000	$0	$0
PROJECTED – FY2023:	$0	$0	$0
PROJECTED – FY2024:	$0	$0	$0
PROJECTED – FY2025:	$0	$0	$0
FUTURE:	$0	$0	$0
TOTAL:	$700,000	$0	$0

EXPANDED NARRATIVE PROJECT DETAIL JUSTIFICATION:

- PRINCIPAL ARTERIAL
- REHABILITATION OF ROADWAY SURFACE

CAPITAL IMPROVEMENT PROJECT NARRATIVE DESCRIPTION 2021-2025

DEPARTMENT/DIVISION: DPS / ENGINEERING DIVISION

PROJECT TITLE: TRAFFIC SIGNAL * SIX MILE / HUBBARD INTERSECTION

PROJECT NUMBER: 30-485

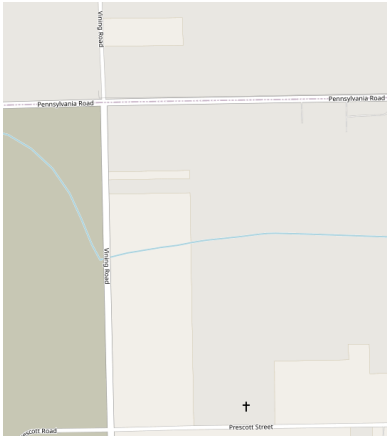

PROJECT LOCATION: LIVONIA

DISTRICT: 9

PRIORITY: 1 **(1=HIGH, 2=MEDIUM, 3=LOW)**

PROJECT DESCRIPTION AND SCOPE: TRAFIC SIGNAL MADERNIZATION

RATIONALE: TO IMPROVE ROAD CONGESTION AND SAFETY

ALIGNMENT WITH COUNTY AND DEPT/DIV OBJECTIVES: ROADWAY SYSTEM IMPROVEMENT AND ECONOMIC DEVELOPMENT SUPPORT

START AND COMPLETION DATES: APRIL 2021 - SEPTEMBER 2021

FUNDING STRATEGY: FEDERAL, STATE OF MICHIGAN, WAYNE COUNTY

MEANS OF FINANCING: FEDERAL AID = $181,000; LOCAL COMMUNITY = $10,000; ACT 51 =$10,000

BENEFITS OF DOING THIS PROJECT: IMPROVED TRANSPORTATION SYSTEM AND INCREASED ECONOMIC DEVELOPMENT OPPORTUNITIES.

PROJECT FUNDING AND BENEFITS			
	Capital (one-time or project costs)	**On-going Operating Expense** (Recurring operational costs to support project after completion)	**Benefits** (Operating cost reductions due to implementation of project)
APPROPRIATED TO DATE:	$0	$0	$0
BUDGETED – FY2021:	$201,000	$0	$0
PROJECTED – FY2022:	$0	$0	$0
PROJECTED – FY2023:	$0	$0	$0
PROJECTED – FY2024:	$0	$0	$0
PROJECTED – FY2025:	$0	$0	$0
FUTURE:	$0	$0	$0
TOTAL:	$201,000	$0	$0

EXPANDED NARRATIVE PROJECT DETAIL JUSTIFICATION:

- PRINCIPAL ARTERIAL
- TRAFFIC SIGNAL MODERNIZATION

COUNTY OF WAYNE
DEPARTMENT OF PUBLIC SERVICES
EQUIPMENT DIVISION
FIVE YEAR CAPITAL IMPROVEMENT PLAN

($ IN THOUSANDS) PROJECT DESCRIPTION	PROJECT NUMBER	TOTAL ESTIMATED COST	ESTIMATED WAYNE CO SHARE	OTHER FUNDING SOURCE	EXPEND TO DATE	FISCAL 2020-2021	FISCAL 2021-2022	FISCAL 2022-2023	FISCAL 2023-2024	FISCAL 2024-2025
10 Yard Dump Truck	16	268,418	4,294,688	DPS	-	4,294,688	0	0	0	4,509,422
10 Yard Dump Truck	10	260,600	2,606,000	DPS			2,606,000	2,606,000	2,606,000	
Crane Truck	1	345,000	345,000	DPS		345,000				
High Volume Chipper Truck	1	210,000	210,000	DPS		210,000				
3 Yard Dump Truck	3	300,000	300,000	DPS		300,000				
Attenuator Trailer	5	100,000	100,000	DPS		100,000				105,000
Solar Arrowboard	10	5,100	51,000	DPS	-		51,000	0	51,000	
Asphalt Recycler (Dumping)	10	21,000	2,100	DPS	-		210,000	0	210,000	
Emulsion Rig	1	25,000	25,000	DPS	-		25,000	0	0	
Fork Lift	1	40,000	40,000	DPS	-		40,000	0	0	
Generator	5	80,000	80,000	DPS	-		0	400,000	400,000	
Road Grader	1	430,000	430,000	DPS	-	430,000	0	0	0	903,000
Loader, Front End	2	400,000	400,000	DPS			800,000	800,000	0	
Pickup Truck	6	50,000	300,000	DPS	-	300,000	0	0	0	315,000
Pickup Truck	10	35,000	350,000	DPS			350,000	0	0	
Roller, 10-14 Ton	2	140,000	280,000	DPS			0	280,000	0	
Roller, 4-6 Ton	2	70,000	140,000	DPS			0	140,000	0	
Sedan	4	20,000	80,000	DPS	-		0	0	0	
Sedan	8	20,000	160,000	DPS			160,000	160,000	160,000	
SUV	2	33,000	66,000	DPS	-		66,000	66,000	66,000	
Sweeper	2	300,000	600,000	DPS	-		600,000	600,000	600,000	
Tanker, Water	1	60,000	60,000	DPS			0	0	0	63,000
Truck, Hi Ranger	4	150,000	600,000	DPS			600,000	0	0	
Truck, 1 Ton	2	50,000	100,000	DPS			100,000	0	0	
Truck, 1 Ton	4	50,000	200,000	DPS			0	200,000	0	
Truck, 3 YD	2	70,000	140,000	DPS			140,000	0	0	147,000
Truck, 5YD Crew Snow	2	210,000	420,000	DPS			420,000	420,000	420,000	
Truck, Attenuator	4	100,000	400,000	DPS			0	400,000	0	
Truck, Stake	2	80,000	160,000	DPS			0	0	160,000	
Truck, Stake for TMA	2	70,000	140,000	DPS			0	0	140,000	
Van, Cargo	16	32,000	512,000	DPS			0	0	512,000	
Vactor	2	370,000	740,000	DPS			0	0	740,000	
		4,395,118			-					
ANNUAL TOTAL		**4,395,118**	**14,331,788**		**0**	**5,979,688**	**6,168,000**	**6,072,000**	**6,065,000**	**6,042,422**

Key: G=General Fund;C=Local Community Revenue; CC=Cash Capital; PCF=Pooled Cash Fund; F=Federal Grant; S=State Grant; MMBA=Michigan Municipal Bond Authority; IPA=Installment Purchase Agreements

CAPITAL IMPROVEMENT PROJECT NARRATIVE DESCRIPTION 2021-2025

DEPARTMENT/DIVISION: DPS/EQUIPMENT

PROJECT TITLE: EQUIPMENT CIP FY2021

PROJECT NUMBER: 2020-1

PROJECT LOCATION: CMY, EQUIPMENT DIVISION

DISTRICT: N/A

PRIORITY: 1 (1=HIGH, 2=MEDIUM, 3=LOW)

PROJECT DESCRIPTION AND SCOPE: REPLACING EQUIPMENT THAT HAS MET OR EXCEEDED ITS USEFUL LIFE.

RATIONALE: TO MINIMIZE THE TOTAL COST OF OWNERSHIP OVER THE EQUIPMENT'S LIFE CYCLE. COSTS INCLUDE THE STRAIN PLACED ON SHOP RESOURCES THAT ARE CAUSED BY CORRECTIVE REPAIRS AND EQUIPMENT FAILURES AMONG OLDER ASSETS.

ALIGNMENT WITH COUNTY AND DEPT/DIV OBJECTIVES:

START AND COMPLETION DATES: OCT 1, 2020 TO SEPT 30, 2021

FUNDING STRATEGY: ACT 51 AND WEIGHT TAX REVENUE

MEANS OF FINANCING: N/A

BENEFITS OF DOING THIS PROJECT: LOWER EQUIPMENT MAINTENANCE COSTS, LOWER REPAIR COSTS, INCREASED RELIABILITY ABD FEWER EQUIPMENT FAILURES.

PROJECT FUNDING AND BENEFITS			
	Capital (one-time or project costs)	**On-going Operating Expense** (Recurring operational costs to support project after completion)	**Benefits** (Operating cost reductions due to implementation of project)
APPROPRIATED TO DATE:	$0	$0	$0
BUDGETED – FY2021:	$13,989,319	$0	$0
PROJECTED – FY2022:	$6,154,430	$0	$0
PROJECTED – FY2023:	$6,058,430	$0	$0
PROJECTED – FY2024:	$6,051,430	$0	$0
PROJECTED – FY2025:	$6,042,424	$0	$0
FUTURE:	$0	$0	$0
TOTAL:	$38,296,033	$0	$0

EXPANDED NARRATIVE PROJECT DETAIL JUSTIFICATION: EQUIPMENT AGE IS AN IMPORTANT FACTOR IN TOTAL COSTS OF OWNERSHIP. THE LONGER AN ASSET REMAINS IN USE, THE MORE IT COSTS IN REPAIRS AND MAINTENANNCE. CONSEQUENTLY, AGING EQUIPMENT MUST BE REPLACED TO MINIMIZE COSTS.

Adopted Budget FY 2020-2021
and
Projected FY 2021-2022

DEPARTMENT OF PUBLIC SERVICES
ENVIRONMENTAL SERVICES GROUP

WAYNE COUNTY
DEPARTMENT OF PUBLIC SERVICES
ENVIRONMENTAL SERVICES DIVISION

Capital projects undertaken by the Environmental Services Division (ESD) are largely focused on construction of new or significant expansions to existing wastewater transport and/or treatment facilities owned or operated by the County; improvement or reconstruction of existing sewage transport and/or treatment facilities owned or operated by the County; capital asset and infrastructure replacement; and projects to improve storm water management in the County.

The goals of the projects can include:

- To protect, preserve and restore the water resources of Wayne County including the Huron, Rouge, Detroit and Milk Rivers; Lake St. Clair; Lake Erie; and their tributary waterways and watersheds.
- To protect the public health and quality of life of Wayne County residents by minimizing the possibility of basement flooding/sewer backups and reducing untreated combined sewer overflows and sanitary sewer overflows into area lakes, rivers and streams.
- To ensure the reliability of the wastewater transport and/or treatment facilities owned or operated by the County and their compliance with current and future regulatory requirements.
- Reducing flood risk along waterways (e.g., North Branch Ecorse Creek flood control).

The Environmental Services Division is committed to maximizing opportunities for such capital improvements to be designed and constructed with favorable financing available under the Michigan Department of Environment, Great Lakes and Energy (EGLE) State Revolving Fund (SRF) low interest loan program and other programs.

Every five years, capital improvements for wastewater transport, treatment and/or disposal facilities owned/operated by the County are identified, assessed and prioritized over a 20-year planning period in a "Project Plan" document developed for each wastewater system. Capital improvement projects must be included in an approved Project Plan to be eligible for financing under the SRF loan program. The final Project Plan reflects input from the customers in each system and other factors.

2020-2021 CAPITAL BUDGET		ANNUAL OPERATING BUDGET IMPACT		
PROJECT (in 000's)	TOTAL APPROPRIATION	PERSONNEL COSTS	OTHER OPERATING COSTS	TOTAL
COMBINED SEWER OVERFLOW RETENTION TREATMENT BASINS (DEARBORN HEIGHTS, INKSTER, REDFORD, RIVER ROUGE)	935	110	825	935
ROUGE VALLEY SEWAGE DISPOSAL SYSTEM	13,000	130	12,870	13,000
MILK RIVER INTER-COUNTY DRAIN DRAINAGE DISTRICT*	5,391	27	5,364	5,391
NORTH BRANCH ECORSE CREEK DRAINAGE DISTRICT*	104	37	67	104
ECORSE CREEK POLLUTION ABATEMENT DRAIN NO. 1 DRAINAGE DISTRICT*	0	0	0	0
SOUTHGATE-WYANDOTTE RELIEF DRAINS DRAINAGE DISTRICT*	421	13	408	421
TOTAL	**19,851**	**311**	**18,347**	**19,851**

*These projects are for the Drainage Districts which are component units of the County but not included in the Appropriation Ordinance and are provided for information purposes.

PROJECTS

COMBINED SEWER OVERFLOW RETENTION TREATMENT BASINS

Wayne County operates four Combined Sewer Overflow Retention Treatment Basins (CSO RTBs) within the Rouge River watershed: Dearborn Heights, Inkster, Redford, and River Rouge. The "Project Plan for Rouge River Watershed Wastewater Facilities" document identifies, assesses and prioritizes needed capital improvements for each facility over a 20-year planning period.

Improvements at each facility are completed in cooperation with the respective community served. The Priority 1B project from the Project Plan was recently completed at the Dearborn Heights CSO RTB. The Priority 1B projects for the Inkster, Redford and River Rouge CSO RTBs are scheduled to begin FY21, along with other recently identified needed improvements. Additional planned improvements (Priority 2) to the CSO RTBs will be included in future FY CIPs.

ROUGE VALLEY SEWAGE DISPOSAL SYSTEM

Capital improvements to the Rouge Valley Sewage Disposal System (RVSDS) are mandated under Final Order of Abatement (FOA) 2117 (as amended) issued by EGLE, and are required to reduce sanitary sewer overflows to the Rouge River. The first phase of improvement ($21 million) was completed in 2012 under the Short Term Corrective Action Plan (STCAP) to eliminate extraneous flows into the sanitary sewer system.

Rigorous analysis of the amount of sanitary sewer overflows is currently being assessed, and preliminary design of the additional and significant capital improvements, under a Long Term Corrective Action Plan (LTCAP) required to meet the FOA, is underway. The LTCAP includes an asset management plan for sewer repairs necessary to protect the structural integrity of the system. A Project Plan for the LTCAP was submitted to EGLE in June 2019. It is anticipated that SRF funding for design and construction of the LTCAP will be sought. Costs associated with LTCAP design and construction are expected to be substantial, and thus an increase in the annual sewer rates charged to system customers is expected; however, it is not possible to estimate the amount at this time since the needed improvements have not yet been identified and designed.

MILK RIVER INTER-COUNTY DRAIN DRAINAGE DISTRICT

The "SRF Project Plan for the Northeast Sewage Disposal System including the Milk River System" document prioritizes needed capital improvements to the Milk River Inter-county Drain Drainage District (MRIDDD) wastewater facilities. Subsequent to the development of the Project Plan, EGLE issued an enforcement notice and ACO 000114 was entered. An update to the project plan to include improvements mandated under ACO 000114 was published July 2012 as "Supplement 2, Project Plan for the Northeast Sewage Disposal System including the Milk River System". Construction of upgrades or enhancements to the recirculation, flushing and disinfection systems at the MRIDDD wastewater facilities is underway, with construction beginning in October 2016. No new capital improvement projects are scheduled for 2020-2024.

SOUTHGATE/WYANDOTTE RELIEF DRAINS DRAINAGE DISTRICT

The current capital improvement project is the Retention Treatment Basin (RTB) Effluent Channel Flap Gate. This project will replace the existing motorized mechanical roller gate that has failed a number of times with a flap gate. This will eliminate storm flows from having to be bypassed to the Trenton Channel of the Detroit River when the existing gate has failed in the closed position. Design of the capital improvement project for the Southgate/Wyandotte Relief Drains Drainage District (SWRDDD) wastewater facilities (Project SW-8B) has been delayed by the Communities. This project would replace and improve equipment that has reached/exceeded its useful service life, and will provide for improved automated operations. Automation is expected to result in a cost-effective decrease in operating expenses. An update to the Project Plan for this system would be needed to identify future capital improvements and to position the SWRDDD for potential financing under the SRF program.

ECORSE CREEK POLLUTION ABATEMENT DRAIN NO. 1 DRAINAGE DISTRICT

Substantial capital improvements for this system were recently completed. Additional long term capital improvements will be documented in a Project Plan to be developed in the future.

NORTH BRANCH ECORSE CREEK DRAINAGE DISTRICT

The flooding history of the North Branch Ecorse Creek dates back to the 1960s. Flooding events in 2000 and 2004 were classified as federal disaster areas. A flood control study completed in 2008 outlined the framework for a construction project to mitigate much of the flooding. The department has worked collaboratively with the U.S. Army Corps of Engineers (USACE) to obtain a resolution to the flooding problem for many years. After an issue with the General Reevaluation Report (GRR) became known it was decided to pursue completing a Limited Reevaluation Report (LRR), now called a Validation Report, which includes updating the costs and economics of the 1988 NBEC study conducted by the USACE. It is the understanding of the Drainage

District that the Validation Report plan could be part of a phased approach, the first of which is the detention basin proposed in Alternative 4 of the GRR. Additional Continuing Authority Project (CAP) studies could be developed for additional off-channel and in-channel flood risk measures, which still reduces flood damages and would be more easily implemented than the GRR greenway alternative.

CAPITAL PROJECTS SELECTION PROCESS

Capital Improvement Projects included in the 2020-2021 budget are projects that are technically sound and deemed to be financially viable. Capital planning efforts are conducted annually by engineering, operations and maintenance, and administrative staff. Criteria used for evaluating and prioritizing projects include: risk of state/federal discharge permit violations that may occur without the project; equipment age and its relationship to its expected useful life; and potential for increased efficiency of operation and maintenance. The planning horizon for capital projects is 20 years and typically culminates in a Project Plan for each wastewater system submitted to EGLE to make the projects eligible for financing under the State Revolving Fund program.

Once a project has been deemed technically necessary, a financial evaluation is completed to determine whether the systems' customer base can afford the project(s) and a strategy for financing the project is developed. There are several mechanisms available for financing but the two most often used are municipal bonds and the low interest SRF loan program managed by EGLE. The SRF loans are typically several percentage points lower than the municipal bonds and therefore are a desirable form of financing. In order to be eligible for SRF loans, a Project Plan must be submitted and approved by the EGLE. This Project Plan is technical in nature with planning level cost estimates. The process provides the opportunity for public input prior to submittal to the state for its review and ranking.

CAPITAL PROJECTS IMPACT ON OPERATING BUDGET

The numerous capital improvement projects for Wayne County owned/operated wastewater and storm water systems will result in improved service to the communities and greater efficiency with improved and automated facilities. To date, the ESD has been successful in improving operational efficiencies, continuously meeting compliance, and creating a team environment where employees are held accountable while reducing costs.

COUNTY OF WAYNE
DEPARTMENT OF PUBLIC SERVICES
ENVIRONMENTAL SERVICES DIVISION
FIVE YEAR CAPITAL IMPROVEMENT PLAN
($ IN THOUSANDS)

PROJECT DESCRIPTION	PROJECT NUMBER	ESTIMATED TOTAL COST	FUNDING SOURCE	EXPENDED TO DATE	FISCAL 2020-2021	FISCAL 2021-2022	FISCAL 2022-2023	FISCAL 2023-2024	FISCAL 2024-2025	UNPROG
Rouge River Watershed CSO Basins:										
Facility Imp, SCADA and Integration	596001	50,644	CC / SRF	0	935	7,240	6,276	13,429	9,336	13,428
Rouge Valley Sewage Disposal System										
SCADA & Integration and Flow Meter Replacement	598001	5,551	B / SRF	0	0	283	2,590	2,678	0	0
Long Term Corrective Action Plan (LTCAP)	598007	116,911	SRF	3,000	13,000	13,000	13,283	12,590	10,000	52,038
Milk River Intercounty Drain Drainage District										
Priority 1B Improvements	830002	46,480	SRF / F / CC	33,600	5,391	4,198	3,197	94	0	0
N. Branch Ecorse Creek Drain Drainage District										
Flood Control Project	801001	26,748	F / B	1,748	104	360	2,877	7,269	14,390	0
Ecorse Creek Pollution Abatement System										
SCADA Integration Banner Street Pump Station	820003	317	O&M	0	0	0	0	0	0	317
Southgate-Wyandotte Relief Drain Drainage District										
Pump Stations Automation (SW-8B)	821002	6,542	CC / F	10	364	330	5,259	579	0	0
SW-12 Combined System Sewer Cleaning/rehab	821003	4,383	F / SRF	0	57	61	836	3,429	0	0
ANNUAL TOTAL		**257,576**		**38,358**	**19,851**	**25,472**	**34,318**	**40,068**	**33,726**	**65,783**

KEY: CC = Cash Capital from O&M (Local funding); F = Federal Grant; S = State Grant; B = Bonds; SRF = State Revolving Fund

CAPITAL IMPROVEMENT PROJECT NARRATIVE DESCRIPTION 2021-2025

DEPARTMENT/DIVISION: DPS/Environmental Services Division

PROJECT TITLE: Rouge River Watershed Combined Sewer Overflow (CSO) Retention Treatment Basins (RTB), Facility Improvements and Supervisory Control and Data Acquisition (SCADA) System Improvements and Integration

PROJECT NUMBER: 596001

PROJECT LOCATION: Dearborn Heights CSO RTB, 23800 Edward Hines Drive, Dearborn Heights; Inkster CSO RTB, 2001 Inkster Rd., Inkster; River Rouge CSO-RTB, 10120 West Jefferson, River Rouge; and Redford CSO RTB, 16100 Lola, Redford Township
DISTRICT: 8, 12, 15
PRIORITY: 1
PROJECT DESCRIPTION AND SCOPE: Concrete Repairs: Various concrete repairs to structures and pavements (Dearborn Heights, Inkster, Redford). Alternate Power Upgrade: Standby generator and necessary outdoor 4800 volt switchgear (River Rouge). Priority 1A (Inkster): Upgrade sampling system. Priority 1B (Inkster, Redford and River Rouge): Upgrade chemical feed to improve disinfection and safety. Upgrade SCADA and integrate into overall DPS-ESD SCADA system. Priority 2 (all): Roof repair or replacement, control building heating and ventilation improvements and addition of influent screening (River Rouge). Priority 3 (all): Replace influent screening, conveyor, SCADA and dewatering pump. Priority 4 (all): Influent pump replacement.

RATIONALE: Replacement of equipment and infrastructure that has reached/exceeded it useful service life and process improvements needed to keep each CSO Retention Treatment Basin in compliance with its NPDES discharge permits issued by EGLE.

ALIGNMENT WITH COUNTY AND DEPT/DIV OBJECTIVES: Cost effective and reliable wastewater service to system customers aligns with the following County Strategic Priorities: (SP1) Fiscal Prudence, (SP2) Operational Efficiency, (SP3) Public Safety, (SP4) Health & Wellness, and (SP6) Economic Development.

START AND COMPLETION DATES: Oct 2013 - Sept 2021+.

FUNDING STRATEGY: Each community contracts with Wayne County to operate and maintain the facility within their boundary; funding of improvements will be completed in cooperation with the appropriate community.

MEANS OF FINANCING: SRF loan applications will be made for all future projects. If future SFR financing is not available, projects will be financed through commodity rates established for system service fees assessed to customers. Fixed costs (including debt service) are invoiced quarterly to system customers.

BENEFITS OF DOING THIS PROJECT: Cost effective and reliable wastewater service to system customers.

PROJECTED IMPACT ON OPERATING BUDGET: It is anticipated that each of these projects will improve operational efficiencies and will positively impact operations and maintenance costs.

PROJECT FUNDING AND BENEFITS			
	Capital (one-time or project costs)	**On-going Operating Expense** (Recurring operational costs to support project after completion)	**Benefits** (Operating cost reductions due to implementation of project)
APPROPRIATED TO DATE:	$0	TBD	TBD
BUDGETED – FY2021:	$935,000	TBD	TBD
PROJECTED – FY2022:	$7,240,000	TBD	TBD
PROJECTED – FY2023:	$6,276,000	TBD	TBD
PROJECTED – FY2024:	$13,429,000	TBD	TBD
PROJECTED – FY2025:	$9,336,000	TBD	TBD
FUTURE:	$13,428,000	TBD	TBD
TOTAL:	$50,644,000	TBD	TBD

EXPANDED NARRATIVE PROJECT DETAIL JUSTIFICATION: The need for and expanded description of these capital improvements projects for RVSDS wastewater facilities is detailed in the long term "2009 State Revolving Fund (SRF) Project Plan for Rouge Watershed Facilities" approved by Wayne County and available online at http://waynecounty.com/doe/dps-fmd-reference-library.htm.

CAPITAL IMPROVEMENT PROJECT NARRATIVE DESCRIPTION 2021-2025

DEPARTMENT/DIVISION: DPS/Environmental Services Division

PROJECT TITLE: Rouge Valley Sewage Disposal System (RVSDS) Long Term Corrective Action Plan (LTCAP)

PROJECT NUMBER: 598007

PROJECT LOCATION: Rouge Valley Sewage Disposal System service area

DISTRICT: 8, 9, 10, 11, 12

PRIORITY: 1

PROJECT DESCRIPTION AND SCOPE: Design and construct the recommended long term solution to control sanitary sewer overflows from the RVSDS. The specific required system improvements are under development.

RATIONALE: Improvements to the RVSDS are required to eliminate sanitary sewer overflows and to comply with Final Order of Abatement (FOA) 2117 (as amended) for the system. Project will also include replacement of capital assets that have reached and/or exceeded their useful service lives. All improvements are identified in the LTCAP Project Plan document submitted to EGLE in June 2019.

ALIGNMENT WITH COUNTY AND DEPT/DIV OBJECTIVES: Cost effective and reliable wastewater service to system customers aligns with the following County Strategic Priorities: (SP1) Fiscal Prudence, (SP2) Operational Efficiency, (SP3) Public Safety, (SP4) Health & Wellness, and (SP6) Economic Development.

START AND COMPLETION DATES: March 2014 – 2024+. Design and construction (shown here) to start in FY19-20.

FUNDING STRATEGY: Commodity rates for sewage transport are established for the 13 customer communities; will include debt service for financing this project.

MEANS OF FINANCING: Application will be made to the SRF for a low interest loan for this project. If SRF funding is not available, project will be financed through commodity rates established for system service fees assessed to customers. Fixed costs (including debt service) are invoiced quarterly to system customers.

BENEFITS OF DOING THIS PROJECT: Cost effective and reliable wastewater service to system customers.

PROJECTED IMPACT ON OPERATING BUDGET: To be determined after LTCAP is finalized.

PROJECT FUNDING AND BENEFITS			
	Capital (one-time or project costs)	**On-going Operating Expense** (Recurring operational costs to support project after completion)	**Benefits** (Operating cost reductions due to implementation of project)
APPROPRIATED TO DATE:	$3,000,000	TBD	TBD
BUDGETED – FY2021:	$13,000,000	TBD	TBD
PROJECTED – FY2022:	$13,000,000	TBD	TBD
PROJECTED – FY2023:	$13,283,000	TBD	TBD
PROJECTED – FY2024:	$12,590,000	TBD	TBD
PROJECTED – FY2025:	$10,000,000	TBD	TBD
FUTURE:	$52,038,000	TBD	TBD
TOTAL:	$116,911,000	TBD	TBD

EXPANDED NARRATIVE PROJECT DETAIL JUSTIFICATION: The need for and description of this project to RVSDS wastewater system and facilities is detailed in the Long Term Corrective Action Plan approved by EGLE.

CAPITAL IMPROVEMENT PROJECT NARRATIVE DESCRIPTION 2021-2025

DEPARTMENT/DIVISION: DPS/Environmental Services Division

PROJECT TITLE: Milk River Inter-County Drain Drainage District: Priority 1B and Select Improvements Project

PROJECT NUMBER: 830002

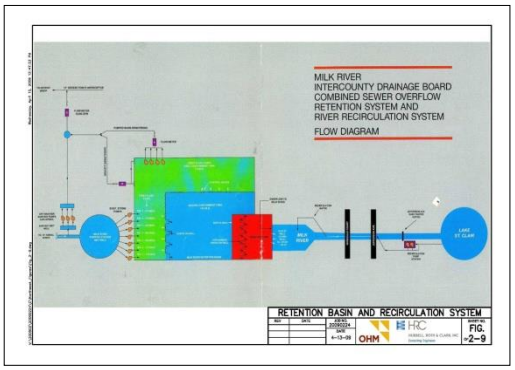

PROJECT LOCATION: Milk River Combined Sewer Overflow Retention Treatment Basin, 1190 Parkway Drive, Grosse Pte Woods; Milk River Recirculation Station, 1130 Lakeshore Drive, Grosse Pointe Shores

DISTRICT: 1

PRIORITY: 1

PROJECT DESCRIPTION AND SCOPE: Rehabilitation and upgrade of entire wastewater facility.

RATIONALE: Facility improvements mandated under Administrative Consent Order ACO-000114 issued by EGLE.

ALIGNMENT WITH COUNTY AND DEPT/DIV OBJECTIVES: Cost effective and reliable wastewater service to system customers aligns with the following County Strategic Priorities: (SP1) Fiscal Prudence, (SP2) Operational Efficiency, (SP3) Public Safety, (SP4) Health & Wellness, and (SP6) Economic Development.

START AND COMPLETION DATES: July 2014 - May 2024; construction began November 2016.

FUNDING STRATEGY: Application for SRF loan is underway. Additionally, a SAW grant was obtained from EGLE which offset 90% of the design costs associated with this project. Annual budget established for drainage district includes debt service costs for financing this project.

MEANS OF FINANCING: Fixed costs (including debt service) are invoiced quarterly to system customers.

BENEFITS OF DOING THIS PROJECT: Cost effective and reliable wastewater service to system customers.

PROJECTED IMPACT ON OPERATING BUDGET: It is anticipated that this project will improve operational efficiencies and will positively impact operations and maintenance costs.

PROJECT FUNDING AND BENEFITS			
	Capital (one-time or project costs)	**On-going Operating Expense** (Recurring operational costs to support project after completion)	**Benefits** (Operating cost reductions due to implementation of project)
APPROPRIATED TO DATE:	$33,600,000	TBD	TBD
BUDGETED – FY2021:	$5,391,000	TBD	TBD
PROJECTED – FY2022:	$4,198,000	TBD	TBD
PROJECTED – FY2023:	$3,197,000	TBD	TBD
PROJECTED – FY2024:	$94,000	TBD	TBD
PROJECTED – FY2025:	$0	TBD	TBD
FUTURE:	$0	TBD	TBD
TOTAL:	$46,480,000	TBD	TBD

EXPANDED NARRATIVE PROJECT DETAIL JUSTIFICATION: Work includes upgrades to flushing, disinfection, sampling, aeration, electrical, sanitary pump, storm water pump, dewatering systems, and recirculation system; replacement of roofs on various buildings; and improvements to the SCADA system and its integration with the overall DPS-ESD SCADA system. The need for and expanded description of the Priority 1B and Selected Improvements Project for MRIDDD wastewater facilities is detailed in the long term "Supplement No. 2 for 2009 SRF Project for Improvement of the Northeast Sewage Disposal System including Milk River System" approved by the MRIDDD Drainage Board and available online at http://waynecounty.com/doe/dps-fmd-reference-library.htm.

CAPITAL IMPROVEMENT PROJECT NARRATIVE DESCRIPTION 2021-2025

DEPARTMENT/DIVISION: DPS/Environmental Services Division

PROJECT TITLE: North Branch Ecorse Creek Drain Drainage District, Optimized Basin Project

PROJECT NUMBER: 801001

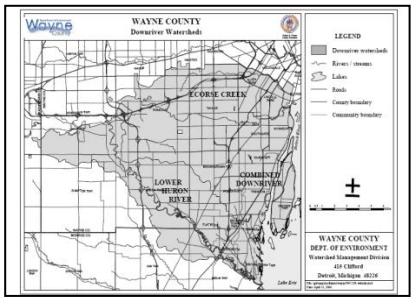

PROJECT LOCATION: 9 cities: Romulus, Westland, Inkster, Dearborn Heights, Taylor, Allen Park, Melvindale, Lincoln Park, and Ecorse

DISTRICT: 4, 8, 11, 12, 13, 14, 15

PRIORITY: 1

PROJECT DESCRIPTION AND SCOPE: Respond to the petition submitted by the City of Dearborn Heights to the Wayne County Drain Commissioner for relief of flooding from the North Branch Ecorse Creek (NBEC) as required by Michigan Drain Code of 1956 (as amended).

RATIONALE: Thousands of homes and businesses periodically flood from the NBEC during heavy rains. Dearborn Heights has submitted a petition for improvements to this county drain which must be acted upon by the Wayne County Drain Commissioner.

ALIGNMENT WITH COUNTY AND DEPT/DIV OBJECTIVES: Reducing known flooding aligns with the following County Strategic Priorities: (SP3) Public Safety, (SP4) Health & Wellness, and (SP6) Economic Development.

START AND COMPLETION DATES: May 2005 -September 2025. Study phase completed and approval process underway.

FUNDING STRATEGY: Seeking Federal funding assistance through congressional appropriations and US Army Corps of Engineers; market bonds likely for balance.

MEANS OF FINANCING: Under the Michigan Drain Code, property owners are assessed annually for costs, including debt service, based upon benefit and contribution to the flooding problem.

BENEFITS OF DOING THIS PROJECT: Reduction in chronic flooding of properties in drainage district.

PROJECTED IMPACT ON OPERATING BUDGET: It is anticipated that this project will positively impact operations and maintenance costs.

PROJECT FUNDING AND BENEFITS			
	Capital (one-time or project costs)	**On-going Operating Expense** (Recurring operational costs to support project after completion)	**Benefits** (Operating cost reductions due to implementation of project)
APPROPRIATED TO DATE:	$1,748,000	TBD	TBD
BUDGETED – FY2021:	$104,000	TBD	TBD
PROJECTED – FY2022:	$360,000	TBD	TBD
PROJECTED – FY2023:	$2,877,000	TBD	TBD
PROJECTED – FY2024:	$7,269,000	TBD	TBD
PROJECTED – FY2025:	$14,390,000	TBD	TBD
FUTURE:	$0	TBD	TBD
TOTAL:	$26,748,000	TBD	TBD

EXPANDED NARRATIVE PROJECT DETAIL JUSTIFICATION: The need for and expanded description of the North Branch Ecorse Creek Flood Control Project is detailed in documents available online at http://www.waynecounty.com/doe/nbec/index.htm.

CAPITAL IMPROVEMENT PROJECT NARRATIVE DESCRIPTION 2021-2025

DEPARTMENT/DIVISION: DPS/Environmental Services Division

PROJECT TITLE: Installation of Ecorse Creek Pollution Abatement Drain No. 1 Drainage District (ECPAD) Banner Street Pump SCADA system and integration into overall DPS-ESD SCADA system

PROJECT NUMBER: 820003

PROJECT LOCATION: Banner Street Pump Station, 24312 Amherst, Dearborn Heights

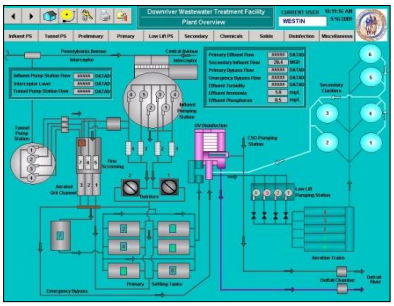

DISTRICT: 8, 14

PRIORITY: 1

PROJECT DESCRIPTION AND SCOPE: Installation of local SCADA system for Ecorse Creek Pollution Abatement Drain No. 1 Drainage District facilities at the Banner Street Pump Station and integration into overall DPS-ESD SCADA system.

RATIONALE: This project will assist with providing efficient and cost-effective sewage transport services to system customers.

ALIGNMENT WITH COUNTY AND DEPT/DIV OBJECTIVES: Cost effective and reliable wastewater service to system customers aligns with the following County Strategic Priorities: (SP1) Fiscal Prudence, (SP2) Operational Efficiency, (SP3) Public Safety, (SP4) Health & Wellness, and (SP6) Economic Development.

START AND COMPLETION DATES: Future

FUNDING STRATEGY: Annual budget established for drainage district; includes costs for financing this project.

MEANS OF FINANCING: Local funding. County prepares budget and invoices communities quarterly.

BENEFITS OF DOING THIS PROJECT: Cost effective and reliable wastewater service to system customers.

PROJECTED IMPACT ON OPERATING BUDGET: Decreased operation & maintenance costs as centralized remote monitoring of facilities should reduce field investigation.

PROJECT FUNDING AND BENEFITS			
	Capital (one-time or project costs)	**On-going Operating Expense** (Recurring operational costs to support project after completion)	**Benefits** (Operating cost reductions due to implementation of project)
APPROPRIATED TO DATE:	$0	TBD	TBD
BUDGETED – FY20210:	$0	TBD	TBD
PROJECTED – FY2022:	$0	TBD	TBD
PROJECTED – FY2023:	$0	TBD	TBD
PROJECTED – FY2024:	$0	TBD	TBD
PROJECTED – FY2025:	$0	TBD	TBD
FUTURE:	$317,000	TBD	TBD
TOTAL:	$317,000	TBD	TBD

EXPANDED NARRATIVE PROJECT DETAIL JUSTIFICATION: Additional information about the need for this project will be detailed in the forthcoming update to the long term "Project Plan for the Ecorse Creek Pollution Abatement Drain No. 1 Drainage District".

CAPITAL IMPROVEMENT PROJECT NARRATIVE DESCRIPTION 2021-2025

DEPARTMENT/DIVISION: DPS/Environmental Services Division

PROJECT TITLE: Southgate-Wyandotte Relief Drains Drainage District (SW), Retention Treatment Basin (RTB) Effluent Channel Flap Gate (SW-14)

PROJECT NUMBER: 821002

PROJECT LOCATION: Pump Station No. 5 (767 Central, Wyandotte); Retention Treatment Basin (740 Central Street, Wyandotte)

DISTRICT: 15

PRIORITY: 1

PROJECT DESCRIPTION AND SCOPE: The project will replace the existing roller gate that has failed a number of times with a flap gate.

RATIONALE: When the gate fails it cannot be opened and storm flows have to be bypassed to the Trenton Channel.

ALIGNMENT WITH COUNTY AND DEPT/DIV OBJECTIVES: Cost effective and reliable wastewater service to system customers aligns with the following County Strategic Priorities: (SP1) Fiscal Prudence, (SP2) Operational Efficiency, (SP3) Public Safety, (SP4) Health & Wellness, and (SP6) Economic Development.

START AND COMPLETION DATES: June 2017- March 2021

FUNDING STRATEGY: Annual budget established for drainage district; budget includes costs for this project.

MEANS OF FINANCING: Local funding. County prepares budget and invoices communities quarterly

BENEFITS OF DOING THIS PROJECT: Cost effective and reliable wastewater service to system customers.

PROJECTED IMPACT ON OPERATING BUDGET: It is anticipated that this project will improve operational efficiencies and will positively impact operations and maintenance costs.

PROJECT FUNDING AND BENEFITS			
	Capital (one-time or project costs)	**On-going Operating Expense** (Recurring operational costs to support project after completion)	**Benefits** (Operating cost reductions due to implementation of project)
APPROPRIATED TO DATE:	$0	TBD	TBD
BUDGETED – FY2021:	$57,000	TBD	TBD
PROJECTED – FY2022:	$61,000	TBD	TBD
PROJECTED – FY2023:	$836,000	TBD	TBD
PROJECTED – FY2024:	$3,429,000	TBD	TBD
PROJECTED – FY2025:	$0	TBD	TBD
FUTURE:	$0	TBD	TBD
TOTAL:	$4,383,000	TBD	TBD

CAPITAL IMPROVEMENT PROJECT NARRATIVE DESCRIPTION 2021-2025

DEPARTMENT/DIVISION: DPS/Environmental Services Division

PROJECT TITLE: Southgate-Wyandotte Relief Drains Drainage District (SW), Pump Stations Automation (SW-8B)

PROJECT NUMBER: 821002

PROJECT LOCATION: Pump Station No. 5 (767 Central, Wyandotte); Pine Street Pump Station (10 Pine Street, Wyandotte)

DISTRICT: 15

PRIORITY: 1

PROJECT DESCRIPTION AND SCOPE: The project will improve and optimize performance, automate operations, and renovate the facilities including implementation of system flow meters and integration of SCADA into overall DPS-ESD SCADA system.

RATIONALE: Facility improvements will reduce operating costs and are needed to maintain compliance with NPDES wastewater discharge permit issued for the system by EGLE. All improvements are identified in long term "project plan for the Southgate-Wyandotte relief drains drainage district.

ALIGNMENT WITH COUNTY AND DEPT/DIV OBJECTIVES: Cost effective and reliable wastewater service to system customers aligns with the following County Strategic Priorities: (SP1) Fiscal Prudence, (SP2) Operational Efficiency, (SP3) Public Safety, (SP4) Health & Wellness, and (SP6) Economic Development.

START AND COMPLETION DATES: June 2014 - February 2024

FUNDING STRATEGY: Annual budget established for drainage district; budget includes costs for this project.

MEANS OF FINANCING: Local funding or SRF loan application will be made. County prepares budget and invoices communities quarterly

BENEFITS OF DOING THIS PROJECT: Cost effective and reliable wastewater service to system customers.

PROJECTED IMPACT ON OPERATING BUDGET: It is anticipated that this project will improve operational efficiencies and will positively impact operations and maintenance costs.

PROJECT FUNDING AND BENEFITS			
	Capital (one-time or project costs)	**On-going Operating Expense** (Recurring operational costs to support project after completion)	**Benefits** (Operating cost reductions due to implementation of project)
APPROPRIATED TO DATE:	$10,000	TBD	TBD
BUDGETED – FY2021:	$364,000	TBD	TBD
PROJECTED – FY2022:	$330,000	TBD	TBD
PROJECTED – FY2023:	$5,259,000	TBD	TBD
PROJECTED – FY2024:	$579,000	TBD	TBD
PROJECTED – FY2025:	$0	TBD	TBD
FUTURE:	$0	TBD	TBD
TOTAL:	$6,542,000	TBD	TBD

EXPANDED NARRATIVE PROJECT DETAIL JUSTIFICATION: The need for and expanded description of the improvements to these SW facilities is detailed in the long term "2009 SRF Project Plan for Improvements to the Southgate-Wyandotte Relief Drains Drainage District" approved by the SW Drainage Board and available online at http://waynecounty.com/doe/dps-fmd-reference-library.htm.

CAPITAL IMPROVEMENT PROJECT NARRATIVE DESCRIPTION 2021-2025

DEPARTMENT/DIVISION: DPS/Environmental Services Division

PROJECT TITLE: Southgate-Wyandotte Relief Drains Drainage District (SW), Combined System Sewer Cleaning/Rehabilitation (SW-12)

PROJECT NUMBER: 821003

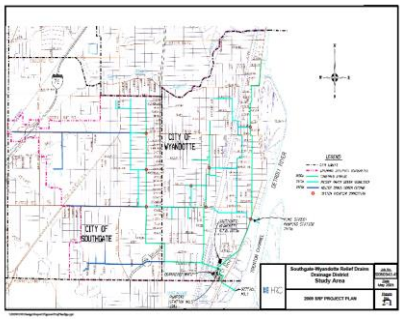

PROJECT LOCATION: Pump Station No. 5 (767 Central, Wyandotte); Pine Street Pump Station (10 Pine Street, Wyandotte) and Combined Sewer Collection System

DISTRICT: 15

PRIORITY: 1

PROJECT DESCRIPTION AND SCOPE: Clean and repair sewers rehabilitate the circa 1930 combined sewers.

RATIONALE: Improvements are needed to keep the sewers from collapsing and to maintain compliance with NPDES wastewater discharge permit issued for the system by the EGLE.

ALIGNMENT WITH COUNTY AND DEPT/DIV OBJECTIVES: Cost effective and reliable wastewater service to system customers aligns with the following County Strategic Priorities: (SP1) Fiscal Prudence, (SP2) Operational Efficiency, (SP3) Public Safety, (SP4) Health & Wellness, and (SP6) Economic Development.

START AND COMPLETION DATES: October 2020– August 2024

FUNDING STRATEGY: Annual budget established for drainage district; will include costs for financing this project.

MEANS OF FINANCING: Local funding or SRF loan application will be made. County prepares budget and invoices communities quarterly.

BENEFITS OF DOING THIS PROJECT: Cost effective and reliable wastewater service to system customers.

PROJECTED IMPACT ON OPERATING BUDGET: It is anticipated that this project will improve operational efficiencies and will positively impact operations and maintenance costs.

PROJECT FUNDING AND BENEFITS			
	Capital (one-time or project costs)	**On-going Operating Expense** (Recurring operational costs to support project after completion)	**Benefits** (Operating cost reductions due to implementation of project)
APPROPRIATED TO DATE:	$0	TBD	TBD
BUDGETED – FY2021:	$0	TBD	TBD
PROJECTED – FY2022:	$108,000	TBD	TBD
PROJECTED – FY2023:	$836,000	TBD	TBD
PROJECTED – FY2024:	$3,439,000	TBD	TBD
PROJECTED – FY2025:	$0	TBD	TBD
FUTURE:	$0	TBD	TBD
TOTAL:	$4,383,000	TBD	TBD

EXPANDED NARRATIVE PROJECT DETAIL JUSTIFICATION: The need for and expanded description of the improvements to these SW facilities is detailed in the long term "2009 SRF Project Plan for Improvements to the Southgate-Wyandotte Relief Drains Drainage District" approved by the SW Drainage Board and available online at http://waynecounty.com/doe/dps-fmd-reference-library.htm.

Adopted Budget FY 2020-2021
and
Projected FY 2021-2022

DEPARTMENT OF PUBLIC SERVICES
PARKS DIVISION

WAYNE COUNTY
DEPARTMENT OF PUBLIC SERVICES
PARKS DIVISION

In its annual planning process the Wayne County Parks Division utilizes standards established by both the National Recreation and Park Association (NRPA) or by internal standards. The standards are interpreted according to the particular situation to which they are applied and specific local needs. The planning process includes input from both internal and external sources. Since the mid 1990's, a park millage has served to support existing park operations as well as new park initiatives.

2020-2021 CAPITAL BUDGET		ANNUAL OPERATING BUDGET IMPACT		
PROJECT (in 000's)	TOTAL APPROPRIATION	PERSONNEL COSTS	OTHER OPERATING COSTS	TOTAL
PARKS SYSTEM IMPROVEMENTS	$2,947	$400	$2,547	$2,947
TOTAL	**$2,947**	**$400**	**$2,547**	**$2,947**

The Wayne County Parks Division had a very productive FY 2019-2020 and is moving toward greater efficiencies and capital expansions in FY 2020-2021. Parks has continued to improve services while expanding offerings. The Design Section accomplished several projects in the past year in service to the citizens of Wayne County. The projects include but are not limited to:

- Amenity improvements at Nankin Mills Parks and Valley View Ball Field

- Established the Wayne County Parks Youth Advisory Council

- Increased revenue by securing more than $800,000 in grants

- Expanded Park programs and events

Parks Design Section will continue to apply the vision and goals of the administration in FY 2020-2021, which is to provide new and enhanced facilities for its patrons. The Division will undertake the following projects in FY 2019-20120:

- Construction of the Ellsworth Boardwalk and Trailhead Parking that is utilizing a $200,000 Michigan Natural Resources Trust Fund Grant.
- Completion of the Ann Arbor Trail Connector utilizing a $1.2 million MDOT TAP Grant
- Completion of the Nankin Mills lobby renovation and educational exhibits
- Developing a non-motorized trail connection with the cities of Dearborn, Westland, Wayne, Canton and Inkster through a SEMCOG grant
- Construction of a bike park at Hawthorne Ridge Recreation Area

BUDGETARY IMPACT STATEMENT: Funding for the projects incorporated into the Parks Division CIP plan are included in the operation budget of the Parks Division. In general, the projects represent either grant to the local municipalities for improvements to their local park system or renovations and improvement to the County Park System.

The grants to the local municipalities are primarily funded by the County's special park millage and are usually short term (one year) grants for individual local projects that are proposed and primarily funded by the local community. The grants are jointly allocated to municipalities by the CEO and the Commission based on need. The County's budgetary responsibility is only up to the grant amount awarded to the community. Overruns on the project is the responsibility of the local municipality.

County projects included in the Park CIP are usually renovations and improvements to the existing park system infrastructures. While there may be a tangible budgetary impact as a result of these county projects, such as lower maintenance and/or repair costs, because the parks system is so vast, any efficiencies associated with the completion of these projects is reinvested in the parks system.

COUNTY OF WAYNE
DEPARTMENT OF PUBLIC SERVICES-PARKS DIVISION
FIVE YEAR CAPITAL IMPROVEMENT PLAN

($ IN THOUSANDS) PROJECT DESCRIPTION	PROJECT NUMBER	TOTAL ESTIMATED COST	ESTIMATED WAYNE CO SHARE	OTHER FUNDING SOURCE	EXPEND TO DATE	FISCAL 2020-2021	FISCAL 2021-2022	FISCAL 2022-2023	FISCAL 2023-2024	FISCAL 2024-2025
Parks Renovations & Improvements					-					
LightFest Enhancements	60-108	200	200	M	100	100	100	0	0	0
Park Machinery & Equipment 02	60-125	700	600	M	300	350	350	0	0	0
Parks Paving Projects	60-428	400	300	M	150	150	150	0	0	0
Play Structures	60-527	750	600	M	150	400	400	0	0	0
Branding Implementation	60-504	300	300	M	150	150	150	0	0	0
District 3 Improvements	60-434	100	100	M	50	50	50	0	0	0
District 15 Improvements	60-435	208	208	M	103	104	104	0	0	0
District 14 Improvements	60-436	176	176	M	86	88	88	0	0	0
District 10 Improvements	60-432	420	420	M	202	210	210	0	0	0
District 12 Improvements	60-438	134	134	M	64	67	67	0	0	0
District 1 Improvements	60-439	196	196	M	94	98	98	0	0	0
District 11 Improvements	60-440	214	214	M	104	107	107	0	0	0
District 4 Improvements	60-441	100	100	M	50	50	50	0	0	0
District 8 Improvements	60-442	156	156	M	76	78	78	0	0	0
District 2,5,6,7 Improvements	60-443	400	400	M	200	200	200	0	0	0
District 9 Improvements	60-444	424	424	M	204	212	212	0	0	0
District 13 Improvements	60-445	266	266	M	131	133	133	0	0	0
Contingencies	60-130	0	0	M	100	0	0	0	0	0
Internal Design Engineering Services	N/A	800	800	M	378	400	400	0	0	0
ANNUAL TOTAL		**5,944**	**5,594**		**2,692**	**2,947**	**2,947**	**0**	**0**	**0**

CAPITAL IMPROVEMENT PROJECT
NARRATIVE DESCRIPTION
2021-2025

DEPARTMENT/DIVISION: DPS/PARKS

PROJECT TITLE: DISTRICT 3 PARK IMPROVEMENTS

PROJECT NUMBER: 60-434

PROJECT LOCATION: TBD – NO SPECIFIC PROJECT(S) HAVE BEEN IDENTIFIED

DISTRICT: 3

PRIORITY: 1 (1=HIGH, 2=MEDIUM, 3=LOW)

PROJECT DESCRIPTION AND SCOPE: PROJECT WILL PROVIDE FUNDING FOR PARK IMPROVEMENTS.

RATIONALE: TO PROVIDE IMPROVEMENTS TO WAYNE COUNTY PARKS AND FACILITIES.

ALIGNMENT WITH COUNTY AND DEPT/DIV OBJECTIVES: YES

START AND COMPLETION DATES: OCTOBER 2020 TO SEPTEMBER 2025

FUNDING STRATEGY: MILLAGE ALLOCATION

MEANS OF FINANCING: MILLAGE ALLOCATION

BENEFITS OF DOING THIS PROJECT:

PROJECT FUNDING AND BENEFITS			
	Capital (one-time or project costs)	**On-going Operating Expense** (Recurring operational costs to support project after completion)	**Benefits** (Operating cost reductions due to implementation of project)
APPROPRIATED TO DATE:	$0	$0	$0
BUDGETED – FY2021:	$50,000	$0	$0
PROJECTED – FY2022:	$50,000	$0	$0
PROJECTED – FY2023:	$0	$0	$0
PROJECTED – FY2024:	$0	$0	$0
PROJECTED – FY2025:	$0	$0	$0
FUTURE:	$0	$0	$0
TOTAL:	$100,000	$0	$0

EXPANDED NARRATIVE PROJECT DETAIL JUSTIFICATION:

CAPITAL IMPROVEMENT PROJECT
NARRATIVE DESCRIPTION
2021-2025

DEPARTMENT/DIVISION: DPS/PARKS

PROJECT TITLE: DISTRICT 15 PARK IMPROVEMENTS

PROJECT NUMBER: 60-435

PROJECT LOCATION: TBD – NO SPECIFIC PROJECT(S) HAVE BEEN IDENTIFIED

DISTRICT: 15

PRIORITY: 1 (1=HIGH, 2=MEDIUM, 3=LOW)

PROJECT DESCRIPTION AND SCOPE: PROJECT WILL PROVIDE FUNDING FOR PARK IMPROVEMENTS.

RATIONALE: TO PROVIDE IMPROVEMENTS TO WAYNE COUNTY PARKS AND FACILITIES.

ALIGNMENT WITH COUNTY AND DEPT/DIV OBJECTIVES: YES

START AND COMPLETION DATES: OCTOBER 2020 TO SEPTEMBER 205

FUNDING STRATEGY: MILLAGE ALLOCATION

MEANS OF FINANCING: MILLAGE ALLOCATION

BENEFITS OF DOING THIS PROJECT:

PROJECT FUNDING AND BENEFITS			
	Capital (one-time or project costs)	**On-going Operating Expense** (Recurring operational costs to support project after completion)	**Benefits** (Operating cost reductions due to implementation of project)
APPROPRIATED TO DATE:	$0	$0	$0
BUDGETED – FY2021:	$104,000	$0	$0
PROJECTED – FY2022:	$104,000	$0	$0
PROJECTED – FY2023:	$0	$0	$0
PROJECTED – FY2024:	$0	$0	$0
PROJECTED – FY2025:	$0	$0	$0
FUTURE:	$0	$0	$0
TOTAL:	$208,000	$0	$0

EXPANDED NARRATIVE PROJECT DETAIL JUSTIFICATION:

CAPITAL IMPROVEMENT PROJECT
NARRATIVE DESCRIPTION
2021-2025

DEPARTMENT/DIVISION: DPS/PARKS

PROJECT TITLE: DISTRICT 14 PARK IMPROVEMENTS

PROJECT NUMBER: 60-436

PROJECT LOCATION: TBD – NO SPECIFIC PROJECT(S) HAVE BEEN IDENTIFIED

DISTRICT: 14

PRIORITY: 1 (1=HIGH, 2=MEDIUM, 3=LOW)

PROJECT DESCRIPTION AND SCOPE: PROJECT WILL PROVIDE FUNDING FOR PARK IMPROVEMENTS.

RATIONALE: TO PROVIDE IMPROVEMENTS TO WAYNE COUNTY PARKS AND FACILITIES.

ALIGNMENT WITH COUNTY AND DEPT/DIV OBJECTIVES: YES

START AND COMPLETION DATES: OCTOBER 2020 TO SEPTEMBER 2025

FUNDING STRATEGY: MILLAGE ALLOCATION

MEANS OF FINANCING: MILLAGE ALLOCATION

BENEFITS OF DOING THIS PROJECT:

PROJECT FUNDING AND BENEFITS			
	Capital (one-time or project costs)	**On-going Operating Expense** (Recurring operational costs to support project after completion)	**Benefits** (Operating cost reductions due to implementation of project)
APPROPRIATED TO DATE:	$0	$0	$0
BUDGETED – FY2021:	$88,000	$0	$0
PROJECTED – FY2022:	$88,000	$0	$0
PROJECTED – FY2023:	$0	$0	$0
PROJECTED – FY2024:	$0	$0	$0
PROJECTED – FY2025:	$0	$0	$0
FUTURE:	$0	$0	$0
TOTAL:	$176,000	$0	$0

EXPANDED NARRATIVE PROJECT DETAIL JUSTIFICATION:

CAPITAL IMPROVEMENT PROJECT
NARRATIVE DESCRIPTION
2021-2025

DEPARTMENT/DIVISION: DPS/PARKS

PROJECT TITLE: DISTRICT 10 PARK IMPROVEMENTS

PROJECT NUMBER: 60-432

PROJECT LOCATION: TBD – NO SPECIFIC PROJECT(S) HAVE BEEN IDENTIFIED

DISTRICT: 10

PRIORITY: 1 (1=HIGH, 2=MEDIUM, 3=LOW)

PROJECT DESCRIPTION AND SCOPE: PROJECT WILL PROVIDE FUNDING FOR PARK IMPROVEMENTS.

RATIONALE: TO PROVIDE IMPROVEMENTS TO WAYNE COUNTY PARKS AND FACILITIES.

ALIGNMENT WITH COUNTY AND DEPT/DIV OBJECTIVES: YES

START AND COMPLETION DATES: OCTOBER 2020 TO SEPTEMBER 2025

FUNDING STRATEGY: MILLAGE ALLOCATION

MEANS OF FINANCING: MILLAGE ALLOCATION

BENEFITS OF DOING THIS PROJECT:

PROJECT FUNDING AND BENEFITS			
	Capital (one-time or project costs)	**On-going Operating Expense** (Recurring operational costs to support project after completion)	**Benefits** (Operating cost reductions due to implementation of project)
APPROPRIATED TO DATE:	$0	$0	$0
BUDGETED – FY2021:	$210,000	$0	$0
PROJECTED – FY2022:	$210,000	$0	$0
PROJECTED – FY2023:	$0	$0	$0
PROJECTED – FY2024:	$0	$0	$0
PROJECTED – FY2025:	$0	$0	$0
FUTURE:	$0	$0	$0
TOTAL:	$420,000	$0	$0

EXPANDED NARRATIVE PROJECT DETAIL JUSTIFICATION:

CAPITAL IMPROVEMENT PROJECT
NARRATIVE DESCRIPTION
2021-2025

DEPARTMENT/DIVISION: DPS/PARKS

PROJECT TITLE: DISTRICT 12 PARK IMPROVEMENTS

PROJECT NUMBER: 60-438

PROJECT LOCATION: TBD – NO SPECIFIC PROJECT(S) HAVE BEEN IDENTIFIED

DISTRICT: 12

PRIORITY: 1 (1=HIGH, 2=MEDIUM, 3=LOW)

PROJECT DESCRIPTION AND SCOPE: PROJECT WILL PROVIDE FUNDING FOR PARK IMPROVEMENTS.

RATIONALE: TO PROVIDE IMPROVEMENTS TO WAYNE COUNTY PARKS AND FACILITIES.

ALIGNMENT WITH COUNTY AND DEPT/DIV OBJECTIVES: YES

START AND COMPLETION DATES: OCTOBER 2020 TO SEPTEMBER 2025

FUNDING STRATEGY: MILLAGE ALLOCATION

MEANS OF FINANCING: MILLAGE ALLOCATION

BENEFITS OF DOING THIS PROJECT:

PROJECT FUNDING AND BENEFITS			
	Capital (one-time or project costs)	**On-going Operating Expense** (Recurring operational costs to support project after completion)	**Benefits** (Operating cost reductions due to implementation of project)
APPROPRIATED TO DATE:	$0	$0	$0
BUDGETED – FY2021:	$67,000	$0	$0
PROJECTED – FY2022:	$67,000	$0	$0
PROJECTED – FY2023:	$0	$0	$0
PROJECTED – FY2024:	$0	$0	$0
PROJECTED – FY2025:	$0	$0	$0
FUTURE:	$0	$0	$0
TOTAL:	$134,000	$0	$0

EXPANDED NARRATIVE PROJECT DETAIL JUSTIFICATION:

CAPITAL IMPROVEMENT PROJECT
NARRATIVE DESCRIPTION
2021-2025

DEPARTMENT/DIVISION: DPS/PARKS

PROJECT TITLE: DISTRICT 1 PARK IMPROVEMENTS

PROJECT NUMBER: 60-439

PROJECT LOCATION: TBD – NO SPECIFIC PROJECT(S) HAVE BEEN IDENTIFIED

DISTRICT: 1

PRIORITY: 1 (1=HIGH, 2=MEDIUM, 3=LOW)

PROJECT DESCRIPTION AND SCOPE: PROJECT WILL PROVIDE FUNDING FOR PARK IMPROVEMENTS.

RATIONALE: TO PROVIDE IMPROVEMENTS TO WAYNE COUNTY PARKS AND FACILITIES.

ALIGNMENT WITH COUNTY AND DEPT/DIV OBJECTIVES: YES

START AND COMPLETION DATES: OCTOBER 2020 TO SEPTEMBER 2025

FUNDING STRATEGY: MILLAGE ALLOCATION

MEANS OF FINANCING: MILLAGE ALLOCATION

BENEFITS OF DOING THIS PROJECT:

PROJECT FUNDING AND BENEFITS			
	Capital (one-time or project costs)	**On-going Operating Expense** (Recurring operational costs to support project after completion)	**Benefits** (Operating cost reductions due to implementation of project)
APPROPRIATED TO DATE:	$0	$0	$0
BUDGETED – FY2021:	$98,000	$0	$0
PROJECTED – FY2022:	$98,000	$0	$0
PROJECTED – FY2023:	$0	$0	$0
PROJECTED – FY2024:	$0	$0	$0
PROJECTED – FY2025:	$0	$0	$0
FUTURE:	$0	$0	$0
TOTAL:	$196,000	$0	$0

EXPANDED NARRATIVE PROJECT DETAIL JUSTIFICATION:

CAPITAL IMPROVEMENT PROJECT
NARRATIVE DESCRIPTION
2021-2025

DEPARTMENT/DIVISION: DPS/PARKS

PROJECT TITLE: DISTRICT 11 PARK IMPROVEMENTS

PROJECT NUMBER: 60-440

PROJECT LOCATION: TBD – NO SPECIFIC PROJECT(S) HAVE BEEN IDENTIFIED

DISTRICT: 11

PRIORITY: 1 (1=HIGH, 2=MEDIUM, 3=LOW)

PROJECT DESCRIPTION AND SCOPE: PROJECT WILL PROVIDE FUNDING FOR PARK IMPROVEMENTS.

RATIONALE: TO PROVIDE IMPROVEMENTS TO WAYNE COUNTY PARKS AND FACILITIES.

ALIGNMENT WITH COUNTY AND DEPT/DIV OBJECTIVES: YES

START AND COMPLETION DATES: OCTOBER 2020 TO SEPTEMBER 2025

FUNDING STRATEGY: MILLAGE ALLOCATION

MEANS OF FINANCING: MILLAGE ALLOCATION

BENEFITS OF DOING THIS PROJECT:

PROJECT FUNDING AND BENEFITS			
	Capital (one-time or project costs)	**On-going Operating Expense** (Recurring operational costs to support project after completion)	**Benefits** (Operating cost reductions due to implementation of project)
APPROPRIATED TO DATE:	$0	$0	$0
BUDGETED – FY2020:	$107,000	$0	$0
PROJECTED – FY2021:	$107,000	$0	$0
PROJECTED – FY2022:	$0	$0	$0
PROJECTED – FY2023:	$0	$0	$0
PROJECTED – FY2024:	$0	$0	$0
FUTURE:	$0	$0	$0
TOTAL:	$214,000	$0	$0

EXPANDED NARRATIVE PROJECT DETAIL JUSTIFICATION:

CAPITAL IMPROVEMENT PROJECT
NARRATIVE DESCRIPTION
2021-2025

DEPARTMENT/DIVISION: DPS/PARKS

PROJECT TITLE: DISTRICT 4 PARK IMPROVEMENTS

PROJECT NUMBER: 60-441



PROJECT LOCATION: TBD – NO SPECIFIC PROJECT(S) HAVE BEEN IDENTIFIED

DISTRICT: 4

PRIORITY: 1 (1=HIGH, 2=MEDIUM, 3=LOW)

PROJECT DESCRIPTION AND SCOPE: PROJECT WILL PROVIDE FUNDING FOR PARK IMPROVEMENTS.

RATIONALE: TO PROVIDE IMPROVEMENTS TO WAYNE COUNTY PARKS AND FACILITIES.

ALIGNMENT WITH COUNTY AND DEPT/DIV OBJECTIVES: YES

START AND COMPLETION DATES: OCTOBER 2020 TO SEPTEMBER 2025

FUNDING STRATEGY: MILLAGE ALLOCATION

MEANS OF FINANCING: MILLAGE ALLOCATION

BENEFITS OF DOING THIS PROJECT:

PROJECT FUNDING AND BENEFITS			
	Capital (one-time or project costs)	**On-going Operating Expense** (Recurring operational costs to support project after completion)	**Benefits** (Operating cost reductions due to implementation of project)
APPROPRIATED TO DATE:	$0	$0	$0
BUDGETED – FY2021:	$50,000	$0	$0
PROJECTED – FY2022:	$50,000	$0	$0
PROJECTED – FY2023:	$0	$0	$0
PROJECTED – FY2024:	$0	$0	$0
PROJECTED – FY2025:	$0	$0	$0
FUTURE:	$0	$0	$0
TOTAL:	$100,000	$0	$0

EXPANDED NARRATIVE PROJECT DETAIL JUSTIFICATION:

CAPITAL IMPROVEMENT PROJECT
NARRATIVE DESCRIPTION
2021-2025

DEPARTMENT/DIVISION: DPS/PARKS

PROJECT TITLE: DISTRICT 8 PARK IMPROVEMENTS

PROJECT NUMBER: 60-442

PROJECT LOCATION: TBD – NO SPECIFIC PROJECT(S) HAVE BEEN IDENTIFIED

DISTRICT: 8

PRIORITY: 1 (1=HIGH, 2=MEDIUM, 3=LOW)

PROJECT DESCRIPTION AND SCOPE: PROJECT WILL PROVIDE FUNDING FOR PARK IMPROVEMENTS.

RATIONALE: TO PROVIDE IMPROVEMENTS TO WAYNE COUNTY PARKS AND FACILITIES.

ALIGNMENT WITH COUNTY AND DEPT/DIV OBJECTIVES: YES

START AND COMPLETION DATES: OCTOBER 2020 TO SEPTEMBER 2025

FUNDING STRATEGY: MILLAGE ALLOCATION

MEANS OF FINANCING: MILLAGE ALLOCATION

BENEFITS OF DOING THIS PROJECT:

PROJECT FUNDING AND BENEFITS			
	Capital (one-time or project costs)	**On-going Operating Expense** (Recurring operational costs to support project after completion)	**Benefits** (Operating cost reductions due to implementation of project)
APPROPRIATED TO DATE:	$0	$0	$0
BUDGETED – FY2020:	$78,000	$0	$0
PROJECTED – FY2021:	$78,000	$0	$0
PROJECTED – FY2022:	$0	$0	$0
PROJECTED – FY2023:	$0	$0	$0
PROJECTED – FY2024:	$0	$0	$0
FUTURE:	$0	$0	$0
TOTAL:	$156,000	$0	$0

EXPANDED NARRATIVE PROJECT DETAIL JUSTIFICATION:

CAPITAL IMPROVEMENT PROJECT
NARRATIVE DESCRIPTION
2021-2025

DEPARTMENT/DIVISION: DPS/PARKS

PROJECT TITLE: DISTRICT 2, 5, 6, 7 PARK IMPROVEMENTS

PROJECT NUMBER: 60-443

PROJECT LOCATION: TBD – NO SPECIFIC PROJECT(S) HAVE BEEN IDENTIFIED

DISTRICT: 2, 5, 6 & 7

PRIORITY: 1 (1=HIGH, 2=MEDIUM, 3=LOW)

PROJECT DESCRIPTION AND SCOPE: PROJECT WILL PROVIDE FUNDING FOR PARK IMPROVEMENTS.

RATIONALE: TO PROVIDE IMPROVEMENTS TO WAYNE COUNTY PARKS AND FACILITIES.

ALIGNMENT WITH COUNTY AND DEPT/DIV OBJECTIVES: YES

START AND COMPLETION DATES: OCTOBER 2020 TO SEPTEMBER 2025

FUNDING STRATEGY: MILLAGE ALLOCATION

MEANS OF FINANCING: MILLAGE ALLOCATION

BENEFITS OF DOING THIS PROJECT:

PROJECT FUNDING AND BENEFITS			
	Capital (one-time or project costs)	**On-going Operating Expense** (Recurring operational costs to support project after completion)	**Benefits** (Operating cost reductions due to implementation of project)
APPROPRIATED TO DATE:	$0	$0	$0
BUDGETED – FY2020:	$200,000	$0	$0
PROJECTED – FY2021:	$200,000	$0	$0
PROJECTED – FY2022:	$0	$0	$0
PROJECTED – FY2023:	$0	$0	$0
PROJECTED – FY2024:	$0	$0	$0
FUTURE:	$0	$0	$0
TOTAL:	$400,000	$0	$0

EXPANDED NARRATIVE PROJECT DETAIL JUSTIFICATION:

CAPITAL IMPROVEMENT PROJECT
NARRATIVE DESCRIPTION
2021-2025

DEPARTMENT/DIVISION: DPS/PARKS

PROJECT TITLE: DISTRICT 9 PARK IMPROVEMENTS

PROJECT NUMBER: 60-444



PROJECT LOCATION: TBD – NO SPECIFIC PROJECT(S) HAVE BEEN IDENTIFIED

DISTRICT: 9

PRIORITY: 1 (1=HIGH, 2=MEDIUM, 3=LOW)

PROJECT DESCRIPTION AND SCOPE: PROJECT WILL PROVIDE FUNDING FOR PARK IMPROVEMENTS.

RATIONALE: TO PROVIDE IMPROVEMENTS TO WAYNE COUNTY PARKS AND FACILITIES.

ALIGNMENT WITH COUNTY AND DEPT/DIV OBJECTIVES: YES

START AND COMPLETION DATES: OCTOBER 2020 TO SEPTEMBER 2025

FUNDING STRATEGY: MILLAGE ALLOCATION

MEANS OF FINANCING: MILLAGE ALLOCATION

BENEFITS OF DOING THIS PROJECT:

PROJECT FUNDING AND BENEFITS			
	Capital (one-time or project costs)	**On-going Operating Expense** (Recurring operational costs to support project after completion)	**Benefits** (Operating cost reductions due to implementation of project)
APPROPRIATED TO DATE:	$0	$0	$0
BUDGETED – FY2020:	$212,000	$0	$0
PROJECTED – FY2021:	$212,000	$0	$0
PROJECTED – FY2022:	$0	$0	$0
PROJECTED – FY2023:	$0	$0	$0
PROJECTED – FY2024:	$0	$0	$0
FUTURE:	$0	$0	$0
TOTAL:	$424,000	$0	$0

EXPANDED NARRATIVE PROJECT DETAIL JUSTIFICATION:

CAPITAL IMPROVEMENT PROJECT
NARRATIVE DESCRIPTION
2021-2025

DEPARTMENT/DIVISION: DPS/PARKS

PROJECT TITLE: DISTRICT 13 PARK IMPROVEMENTS

PROJECT NUMBER: 60-445

PROJECT LOCATION: TBD – NO SPECIFIC PROJECT(S) HAVE BEEN IDENTIFIED

DISTRICT: 13

PRIORITY: 1 (1=HIGH, 2=MEDIUM, 3=LOW)

PROJECT DESCRIPTION AND SCOPE: PROJECT WILL PROVIDE FUNDING FOR PARK IMPROVEMENTS.

RATIONALE: TO PROVIDE IMPROVEMENTS TO WAYNE COUNTY PARKS AND FACILITIES.

ALIGNMENT WITH COUNTY AND DEPT/DIV OBJECTIVES: YES

START AND COMPLETION DATES: OCTOBER 2020 TO SEPTEMBER 2025

FUNDING STRATEGY: MILLAGE ALLOCATION

MEANS OF FINANCING: MILLAGE ALLOCATION

BENEFITS OF DOING THIS PROJECT:

PROJECT FUNDING AND BENEFITS			
	Capital (one-time or project costs)	**On-going Operating Expense** (Recurring operational costs to support project after completion)	**Benefits** (Operating cost reductions due to implementation of project)
APPROPRIATED TO DATE:	$0	$0	$0
BUDGETED – FY2020:	$133,000	$0	$0
PROJECTED – FY2021:	$133,000	$0	$0
PROJECTED – FY2022:	$0	$0	$0
PROJECTED – FY2023:	$0	$0	$0
PROJECTED – FY2024:	$0	$0	$0
FUTURE:	$0	$0	$0
TOTAL:	$266,000	$0	$0

EXPANDED NARRATIVE PROJECT DETAIL JUSTIFICATION:

Adopted Budget FY 2020-2021
and
Projected FY 2021-2022

NON-DEPARTMENTAL
GENERAL FUND

NON-DEPARTMENTAL

2020-2021 CAPITAL BUDGET		ANNUAL OPERATING BUDGET IMPACT		
PROJECT (in 000's)	TOTAL APPROPRIATION	PERSONNEL COSTS	OTHER OPERATING COSTS	TOTAL
WC SHERIFF'S VEHICLE REPLACEMENT PROJECT	$600	0	$600	$600
OTHER DEFERRED MAINTENANCE	4,400	0	4,400	4,400
ENTERPRISE RESOURCE PLANNING (ERP) SYSTEM	9,400	0	9,400	9,400
TOTAL	**$14,400**	**$0**	**$14,400**	**$14,400**

WC SHERIFF'S VEHICLE REPLACEMENT PROJECT

The General Fund's Capital Budget includes funds to assist the Wayne County Sheriff's Office with replacing vehicles in their fleet inventory. Many of the Sheriff's Office vehicles have over 100,000 miles. Replacing these vehicles will help to reduce maintenance and fuel costs as well as liability issues associated with older vehicles.

OTHER DEFERRED MAINTENANCE

A reserve of funds has been included for various health and safety maintenance and renovation projects based on the most recent building assessments. Experience has proven that the unforeseen maintenance issues will arise so funding has been set aside for such so that we can address the need for renovation from time to time in our buildings.

ERP

The CIP includes funds to replace the current antiquated accounting and payroll systems with a modern, "state of the art" cloud based, integrated enterprise resource planning system (ERP) from Oracle Fusion. The current systems are over ten years old and have very limited integration and are difficult to maintain as experienced personnel are limited in availability. Replacing these systems with one integrated system will increase efficiency and functionality as well as decrease maintenance and repair costs associated with maintaining the current systems. This project is central to the future to the County, as our ability to manage County finances depends on this critical update.

CAPITAL IMPROVEMENT PROJECT NARRATIVE DESCRIPTION 2021-2025

DEPARTMENT/DIVISION: WAYNE COUNTY SHERIFF

PROJECT TITLE: VEHICLE REPLACEMENT PROJECT

PROJECT NUMBER: 22-001

PROJECT LOCATION: VARIOUS SHERIFF'S LOCATIONS

DISTRICT: COUNTYWIDE

PRIORITY: 1

PROJECT DESCRIPTION AND SCOPE: REPLACE SHERIFF'S VEHICLES

RATIONALE: VEHICLES ARE APPROXIMATELY 8 TO 9 YEARS OLD WITH AN AVERAGE OF OVER 100,000 MILES AND REQUIRE A LOT OF MAINTENANCE

ALIGNMENT WITH COUNTY AND DEPT/DIV OBJECTIVES: REQUIRED TO TRANSPORT INMATES AND PATROL COMMUNITIES

START AND COMPLETION DATES: OCTOBER 2019– SEPTEMBER 2024

FUNDING STRATEGY: GENERAL FUND GENRAL PURPOSE

MEANS OF FINANCING: GENERAL FUND GENERAL PURPOSE

BENEFITS OF DOING THIS PROJECT: REDUCED FUEL AND MAINTENANCE EXPENSES

PROJECT FUNDING AND BENEFITS			
	Capital (one-time or project costs)	**On-going Operating Expense** (Recurring operational costs to support project after completion)	**Benefits** (Operating cost reductions due to implementation of project)
APPROPRIATED TO DATE:	$ 600,000	$0	$0
BUDGETED – FY2021:	$ 600,000	$0	$0
PROJECTED – FY2022:	$ 600,000	$0	$0
PROJECTED – FY2023:	$ 600,000	$0	$0
PROJECTED – FY2024:	$ 600,000	$0	$0
PROJECTED – FY2025:	$600,000	$0	$0
TOTAL:	$3,600,000	$0	$0

EXPANDED NARRATIVE PROJECT DETAIL JUSTIFICATION: REPLACING THE SHERIFF'S OUTDATED VEHICLES WILL PROVIDE A MORE EFFECTIVE AND COST EFFICIENT FLEET OPERATION WHILE REDUCING LIABILITY TO THE COUNTY OF WAYNE

CAPITAL IMPROVEMENT PROJECT NARRATIVE DESCRIPTION 2021-2025

DEPARTMENT/DIVISION: NON-DEPARTMENTAL

PROJECT TITLE: OTHER DEFERRED MAINTENANCE

PROJECT NUMBER: 40-100

PROJECT LOCATION: VARIOUS LOCATIONS

DISTRICT: N/A

PRIORITY: 1

PROJECT DESCRIPTION AND SCOPE: FOR VARIOUS REPAIRS, IMPROVEMENTS AND/OR RENOVATIONS TO COUNTY OWNED FACILITIES

RATIONALE: TO ADDRESS HEALTH AND SAFETY MATTERS

ALIGNMENT WITH COUNTY AND DEPT/DIV OBJECTIVES: HEALTH AND SAFETY

START AND COMPLETION DATES: OCTOBER 2020 – SEPTEMBER 2025

FUNDING STRATEGY: GENERAL FUND GENERAL PURPOSE

MEANS OF FINANCING: GENERAL FUND GENERAL PURPOSE

BENEFITS OF DOING THIS PROJECT: TO ALLEVIATE OR REDUCE RISK AND LIABILITY EXPOSURE

PROJECT FUNDING AND BENEFITS			
	Capital (one-time or project costs)	**On-going Operating Expense** (Recurring operational costs to support project after completion)	**Benefits** (Operating cost reductions due to implementation of project)
APPROPRIATED TO DATE:	$4,400,000	$0	$0
PROJECTED – FY2021:	$ 4,400,000	$0	$0
PROJECTED – FY2022:	$ 4,400,000	$0	$0
PROJECTED – FY2023:	$ 4,400,000	$0	$0
PROJECTED – FY2024:	$ 4,400,000	$0	$0
PROJECTED – FY2025:	$ 4,400,000	$0	$0
TOTAL:	$26,400,000	$0	$0

EXPANDED NARRATIVE PROJECT DETAIL JUSTIFICATION: THIS FUNDING SOURCE SETS ASIDE FUNDS FOR UNFORSEEN HAZARDS NOT APPROPRIATED IN OTHER AREAS OF THE COUNTY'S BUDGETS.

CAPITAL IMPROVEMENT PROJECT NARRATIVE DESCRIPTION 2021-2025

DEPARTMENT/DIVISIONS: MANAGEMENT AND BUDGET

PROJECT TITLE: ENTERPRISE RESOURCE PLANNING (ERP) SYSTEM

PROJECT NUMBER: 16-001



PROJECT LOCATION: COUNTYWIDE

DISTRICT: N/A

PRIORITY: 1

PROJECT DESCRIPTION AND SCOPE: REPLACEMENT OF THE CURRENT JD EDWARDS ACCOUNTING AND PEOPLESOFT PAYROLL SYSTEMS.

RATIONALE: CURRENT SYSTEMS ARE ANTIQUATED AND HAVE LIMITED IF ANY INTEGRATION, ARE DIFFICULT TO MAINTAIN AND EXPERIENCED SUPPORT PERSONNEL ARE LIMITED.

ALIGNMENT WITH COUNTY AND DEPT/DIV OBJECTIVES: INTEGRATED ENTERPRISE SYSTEM

START AND COMPLETION DATES: OCTOBER 2017 – SEPTEMBER 2023

FUNDING STRATEGIES: INTERNAL FUNDING

MEANS OF FINANCING: INTERNAL FUNDING

BENEFITS OF DOING THIS PROJECT: IMPROVED FUNCTIONALITY AND REDUCED MAINTENANCE COSTS

PROJECT FUNDING AND BENEFITS			
	Capital (one-time or project costs)	**On-going Operating Expense** (Recurring operational costs to support project after completion)	**Benefits** (Operating cost reductions due to implementation of project)
APPROPRIATED TO DATE:	$10,900,000	$0	$0
PROJECTED – FY2021:	$9,400,000	$0	$0
PROJECTED – FY2022:	$4,850,000	$0	$0
PROJECTED – FY2023:	$4,850,000	$0	$0
PROJECTED – FY2024:	$0	$0	$0
FUTURE:	$0	$0	$0
TOTAL:	$30,000,000	$0	$0

EXPANDED NARRATIVE PROJECT DETAIL JUSTIFICATION: AN INTEGRATED ENTERPRISE RESOURCE PLANNING SYSTEM WILL PROVIDE MANAGEMENT WITH UP-TO-DATE ACCURATE INFORMATION TO SUPPORT DECISION MAKING IN TODAY'S RAPIDLY CHANGING ENVIRONMENT.

Adopted Budget FY 2020-2021
and
Projected FY 2021-2022

NON-DEPARTMENTAL
GENERAL FUND & OTHER SOURCES

NON-DEPARTMENTAL
GENERAL FUND & OTHER SOURCES

2020-2021 CAPITAL BUDGET		ANNUAL OPERATING BUDGET IMPACT		
PROJECT (in 000's)	**TOTAL APPROPRIATION**	**PERSONNEL COSTS**	**OTHER OPERATING COSTS**	**TOTAL**
CRIMINAL JUSTICE CENTER	$92,800	0	$92,800	$92,800
TOTAL	**$92,800**	**$0**	**$92,800**	**$92,800**

WC CRIMINAL JUSTICE CENTER PROJECT

The new Criminal Justice Center (CJC) will replace Frank Murphy Hall of Justice, the County's Division I and II Jails and Juvenile Detention Center. The CJC will house the County's jail, administrative offices for the sheriff and prosecutor, criminal courthouse and juvenile detention facility.

The CJC will be located I-75 and Warren. The complex is expected to be completed in 2022.

COUNTY OF WAYNE
GENERAL FUND
FIVE YEAR CAPITAL IMPROVEMENT PLAN

($ IN THOUSANDS) PROJECT DESCRIPTION	PROJECT NUMBER	TOTAL ESTIMATED COST	ESTIMATED GF SHARE	ESTIMATED OTHER FUNDING	EXPEND TO DATE	FISCAL 2020-2021	FISCAL 2021-2022	FISCAL 2022-2023	FISCAL 2023-2024	FISCAL 2024-2025
Criminal Justice Center	46700-01	559,800	34,100	525,700	225,069	92,800	241,931	-	-	-
ANNUAL TOTAL		**$ 559,800**	**$ 34,100**	**$ 525,700**	**$ 225,069**	**$ 92,800**	**$ 241,931**	**$ -**	**$ -**	**$ -**

CAPITAL IMPROVEMENT
PROJECT NARRATIVE DESCRIPTION
2021-2025

DEPARTMENT/DIVISIONS: NON - DEPARTMENTAL

PROJECT TITLE: CRIMINAL JUSTICE CENTER

PROJECT NUMBER: 46700-01

PROJECT LOCATION: I-75 AND WARREN

DISTRICT: N/A

PRIORITY: 1

PROJECT DESCRIPTION AND SCOPE: CONSOLIDATE THE OPERATIONS AT FRANK MURPHY HALL OF JUSTICE, JAILS - DIVISION I & II, AND JUVENILE DETENTION FACILITY INTO ONE LOCATION

RATIONALE: TO PROVIDE ONE LOCATION FOR ALL OPERATIONS THAT EXECUTE THE CRIMINAL JUSTICE SYSTEM

ALIGNMENT WITH COUNTY AND DEPT/DIV OBJECTIVES: CRIMINAL JUSTICE COMPLEX

START AND COMPLETION DATES: OCTOBER 2018 – SEPTEMBER 2022

FUNDING STRATEGIES: BOND PROCEEDS, INTERNAL FUNDING & SALE OF LAND

MEANS OF FINANCING: MICHIGAN FINANCE AUTHORITY

BENEFITS OF DOING THIS PROJECT: IMPROVED OPERATIONAL EFFICIENCY AND REDUCED MAINTENANCE AS WELL AS BUILDING COSTS

PROJECT FUNDING AND BENEFITS			
	Capital (one-time or project costs)	**On-going Operating Expense** (Recurring operational costs to support project after completion)	**Benefits** (Operating cost reductions due to implementation of project)
APPROPRIATED TO	$225,069,514	$0	$0
BUDGETED – FY2021:	$92,800,000	$0	$0
PROJECTED – FY2022:	$ 241,930,486	$0	$0
PROJECTED – FY2023:	$0	$0	$0
PROJECTED – FY2024:	$0	$0	$0
PROJECTED – FY2025:	$0	$0	$0
FUTURE:	$0	$0	$0
TOTAL:	$559,800,000	$0	$0

EXPANDED NARRATIVE PROJECT DETAIL JUSTIFICATION: TO MOVE OPERATIONS FROM DELIPATED BUILDINGS TO NEW STATE OF THE ART FACILITIES.

This page intentionally left blank.

Adopted Budget FY 2020-2021
and
Projected FY 2021-2022

INFORMATION TECHNOLOGY

WAYNE COUNTY
DEPARTMENT OF INFORMATION TECHNOLOGY

The Department of Technology (DoIT) provides IT governance to all Wayne County departments and Elected Officials. As a department in the Executive Office of the County, DoIT is faced with the same financial, political and personnel pressures that all Wayne County is experiencing. Despite these pressures, DoIT will continue to execute its mission in the most efficient, effective and ethical manner possible.

2020-2021 CAPITAL BUDGET		ANNUAL OPERATING BUDGET IMPACT		
PROJECT (in 000's)	**TOTAL APPROPRIATION**	**PERSONNEL COSTS**	**OTHER OPERATING COSTS**	**TOTAL**
COUNTYWIDE TECHNOLOGY REFRESH	$1,200	$0	$0	$1,200
MICROSOFT REDESIGN	$1,300	$0	$0	$1,300
TOTAL	**$2,500**	**$0**	**$0**	**$2,500**

TECHNOLOGY REFRESH

Technology refresh refers to the installation of newer technology to meet changing needs or to mitigate the risk of obsolescence of existing technology. Because of the rapidly changing pace of technology, it is strongly recommended that large size enterprises adopt a technology refresh cycle for IT assets. Industry standards suggest that enterprises should replace one-third to one-quarter of their technology hardware assets (desktops, laptops and other end-user computing devices and servers) each year on a rolling basis.

MICROSOFT REDESIGN

The Microsoft Redesign is necessary to provide a County-wide migration to Windows 10, implementation of Office 365, and an overhaul of additional Microsoft applications. This is required to stay up to date on capabilities, retain support, and most importantly protect the data of the County and its residents.

COUNTY OF WAYNE
TECHNOLOGY
FIVE YEAR CAPITAL IMPROVEMENT PLAN

($ IN THOUSANDS) PROJECT DESCRIPTION	PROJECT NUMBER	TOTAL ESTIMATED COST	ESTIMATED WAYNE CO SHARE	OTHER FUNDING SOURCE	EXPEND TO DATE	FISCAL 2020-2021	FISCAL 2021-2022	FISCAL 2022-2023	FISCAL 2023-2024	FISCAL 2024-2025
Countywide technology refreshment	**258-001**	**$ 1,200**			**$ 1,200**	**$ 1,200**	**$ 1,200**	**$ 1,200**	**$ 1,200**	**$ 1,200**
Microsoft redesign	**258-002**	**$ 3,900**	**-**		**$ 2,600**	**$ 1,300**	**$ -**	**-**	**-**	**-**
ANNUAL TOTAL		**$ 5,100**	**$ -**		**$ 3,800**	**$ 2,500**	**$ 1,200**	**$ 1,200**	**$ 1,200**	**$ 1,200**

Key: G=General Fund;C=Local Community Revenue; CC=Cash Capital; PCF=Pooled Cash Fund; F=Federal Grant; S=State Grant; MMBA=Michigan Municipal Bond Authority; IPA=Installment Purchase Agreements

CAPITAL IMPROVEMENT
PROJECT NARRATIVE DESCRIPTION
2021-2025

DEPARTMENT/DIVISION: Wayne County Department of Information Technology

PROJECT TITLE: Countywide Technology Refreshment Project

PROJECT NUMBER: 258-001

PROJECT LOCATION: Throughout Wayne County

DISTRICT: N/A

PRIORITY: 1

PROJECT DESCRIPTION AND SCOPE: To replace 1,200 outdated computers, both desktops and laptops, replacing aging units which cannot be upgraded with current operating systems computers.

RATIONALE: Improved efficiency of technology throughout the County, as these machines cannot be upgraded due to their operating systems being outdated.

ALIGNMENT WITH COUNTY AND DEPT/DIV OBJECTIVES:

START AND COMPLETION DATES: 10/01/2018 – On going

FUNDING STRATEGY: Internal Funding

MEANS OF FINANCING: Internal Funding

BENEFITS OF DOING THIS PROJECT: Improved efficiency of technology throughout the County

PROJECT FUNDING AND BENEFITS			
	Capital (one-time or project costs)	**On-going Operating Expense** (Recurring operational costs to support project after completion)	**Benefits** (Operating cost reductions due to implementation of project)
APPROPRIATED TO DATE:	$1,200,000	$0	$0
BUDGETED – FY2021:	$1,200,000	$0	$0
PROJECTED – FY2022:	$1,200,000	$0	$0
PROJECTED – FY2023:	$1,200,000	$0	$0
PROJECTED – FY2024:	$1,200,000	$0	$0
PROJECTED – FY2025:	$1,200,000	$0	$0
FUTURE:	$0	$0	$0
TOTAL:	$7,200,000	$0	$0

EXPANDED NARRATIVE PROJECT DETAIL JUSTIFICATION:

CAPITAL IMPROVEMENT
PROJECT NARRATIVE DESCRIPTION
2021-2025

DEPARTMENT/DIVISION: Wayne County Department of Information Technology

PROJECT TITLE: Microsoft redesign including Office 365 and Windows 10

PROJECT NUMBER: 258-002

PROJECT LOCATION: Throughout Wayne County

DISTRICT: N/A

PRIORITY: 1

PROJECT DESCRIPTION AND SCOPE: The Microsoft redesign project will provide a County-wide migration to Windows 10, implementation of Office 365, and an overhaul of additional Microsoft applications. Moving to Office 365 will allow for increased mailbox size in Outlook, email encryption for increased security, and integrated communication solutions

RATIONALE: With the operating system used by the County coming to end of life, it is necessary to upgrade to Microsoft's current systems for both the user computers and servers. This is required to stay up to date on capabilities, retain support, and most importantly protect the data of the County and its residents. Additionally, this move will allow the county to adopt Microsoft Office 365, bringing much more capability to the employees of the county. This move will allow the County to adopt greater security of personal and private data, facilitate greater collaboration and sharing of information securely, and grant its users modern productivity tools which have been out of reach of the County previously.

ALIGNMENT WITH COUNTY AND DEPT/DIV OBJECTIVES:

START AND COMPLETION DATES: 10/01/2018 – 9/30/2021

FUNDING STRATEGY: Unknown

MEANS OF FINANCING: N/A

BENEFITS OF DOING THIS PROJECT: Improved efficiency of technology throughout the County

PROJECT FUNDING AND BENEFITS			
	Capital (one-time or project costs)	**On-going Operating Expense** (Recurring operational costs to support project after completion)	**Benefits** (Operating cost reductions due to implementation of project)
APPROPRIATED TO DATE:	$2,600,000	$0	$0
BUDGETED – FY2021:	$1,300,000	$0	$0
PROJECTED – FY2022:	$0	$455,000	$0
PROJECTED – FY2023:	$0	$455,000	$0
PROJECTED – FY2024:	$0	$455,000	$0
PROJECTED – FY2025:	$0	$455,000	$0
FUTURE:	$0	$0	$0
TOTAL:	$3,900,000	$1,820,000	$0

EXPANDED NARRATIVE PROJECT DETAIL JUSTIFICATION:

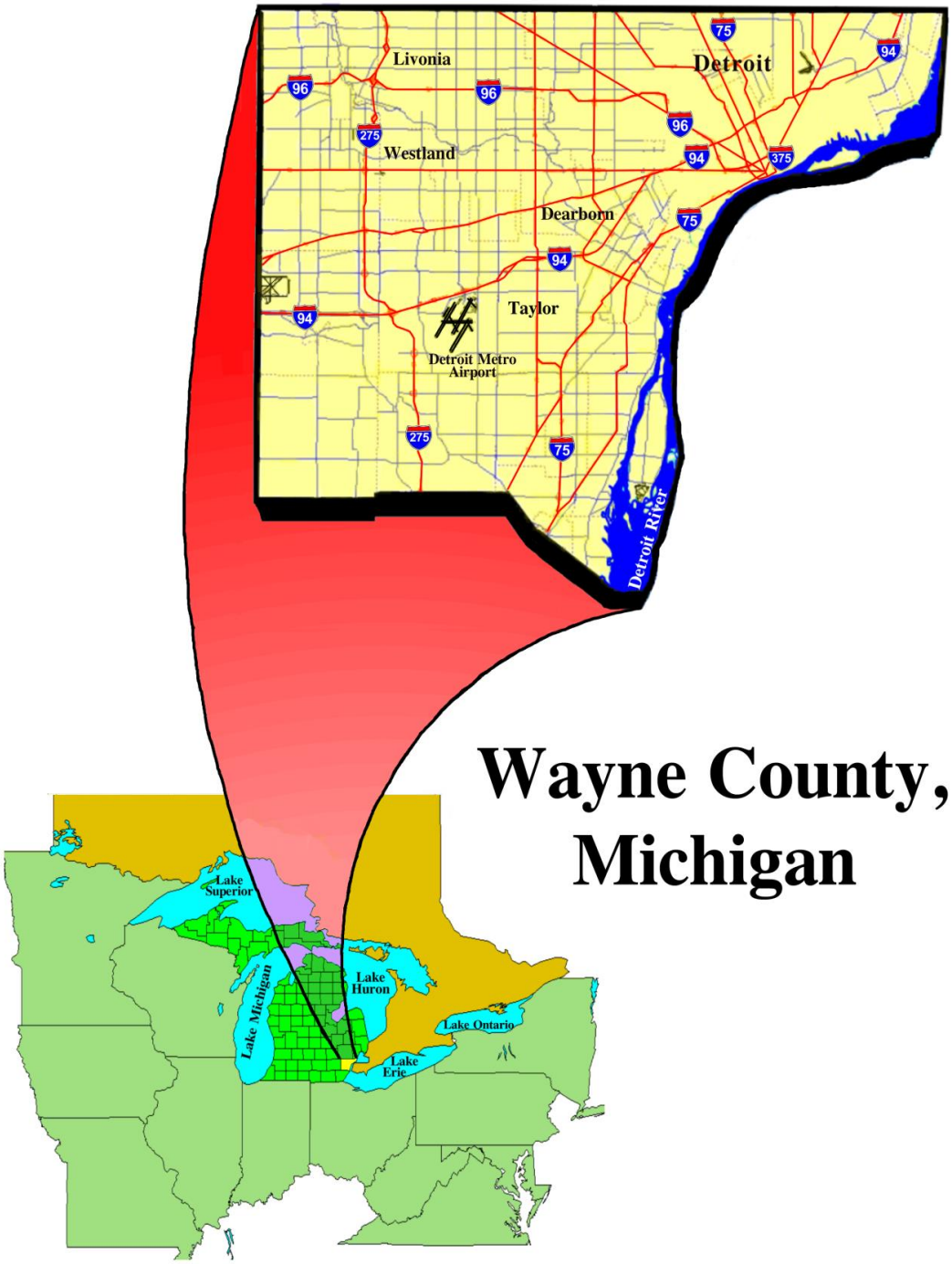

Wayne County, Michigan

Adopted Budget FY 2020-2021
and
Projected FY 2021-2022

2020-2021
ENROLLED APPROPRIATIONS
ORDINANCE

Enrolled Ordinance

No. 2020-561

INTRODUCED BY COMMISSIONER(S) VARGA

AN ORDINANCE TO MAKE APPROPRIATIONS FOR CERTAIN COUNTY DEPARTMENTS AND AGENCIES AND PROGRAMS; FOR THE PURPOSE OF PROVIDING SERVICES TO THE RESIDENT PUBLIC AND TO COMPLY WITH THE COUNTY CHARTER AND PUBLIC ACT 2 OF 1968, AS AMENDED; TO PROVIDE FOR THE DISPOSITION OF FEES AND OTHER REVENUES RECEIVED BY THE VARIOUS AGENCIES OF THE COUNTY AND TO ADOPT A COMPREHENSIVE BUDGET FOR THE FISCAL YEAR ENDING SEPTEMBER 30, 2021.

IT IS HERE BY ORDAINED BY THE PEOPLE OF THE CHARTER COUNTY OF WAYNE:

SECTION 1. There is appropriated for the fiscal year ending September 30, 2021, from the following revenue sources and uses for the General Fund

Account		Appropriation Sources:	Appropriation Uses:
	LEGISLATIVE FUNCTIONS		
	County Commission		
600	Charges, Fees, and Fines	$ 1,768,178	
	General Fund / General Purpose	8,413,317	
	Total Sources	**$ 10,181,495**	
701	Personnel		$ 4,459,919
714	Fringe Benefits		1,214,948
725	Pension		961,008
726	Materials and Supplies		433,976
800	Services and Contractual Serv		1,416,750
860	Travel		268,250
862	Operating Expenses		63,683
941	Rentals		652,186
950	Other Charges		572,925
970	Capital		5,400
980	Non Capital Assets		132,450
	Total Uses		**$ 10,181,495**
	TOTAL LEGISLATIVE FUNCTIONS	**$ 10,181,495**	**$ 10,181,495**

(1) Consistent with the state-required chart of accounts, generally accepted accounting principles and cost accounting principles, and pursuant to sound financial management practices; with the consent and at the request of the Auditor General; in such a manner as the function of the Auditor General may be appropriately charged against and its costs fully recovered from the several major line and support functions and activities of the county by an indirect cost allocation system, the Chief Financial Officer shall as a matter of fundamental fiscal policy assure that the indirect cost allocation plans which are developed for the current and future years support this articulated policy objective. The Auditor General shall carefully record and document all services performed by their office on a sound cost-accounting basis in order to support the chargeback formula for services provided by their office, and shall endeavor to commit at least 85% of the annual services of the office to independent internal audit work to be performed in accordance with Government Auditing Standards as issued by the United States Comptroller General.

(2) In order to improve oversight, budgetary integrity, and timely decision-making, the CEO's constituency-relations staff shall maintain direct and continuing efforts to communicate with each commissioner on a monthly basis regarding all programs and events, which impact the citizens of his or her district. If these timely communications are not forthcoming, the Committee on Ways and Means shall schedule a review and consider why the funds, which have been appropriated for this purpose, should not be deleted.

(3) The Office of the Auditor General shall report on the status of all sensitive issues to the committees of Ways & Means and Audit.

Account		Appropriation Sources:	Appropriation Uses:
	JUDICIAL FUNCTIONS		
	Third Circuit Court		
	General Fund / General Purpose	$ 15,298,004	
	Total Sources	**$ 15,298,004**	
800	Services and Contractual Serv		$ 7,686,829
999	Operating Transfers Out		7,611,175
	Total Uses		**$ 15,298,004**
	TOTAL JUDICIAL FUNCTIONS	**$ 15,298,004**	**$ 15,298,004**
	GENERAL GOVERNMENT FUNCTIONS		
	Adult Probation & Alternative Workforce		
	General Fund / General Purpose	$ 1,834,273	
	Total Sources	**$ 1,834,273**	
726	Materials and Supplies		$ 67,000
800	Services and Contractual Serv		94,500
862	Operating Expenses		140,000
941	Rentals		1,532,773
	Total Uses		**$ 1,834,273**
	County Executive		
501	Federal Grants and Contracts	$ 250,000	
600	Charges, Fees, and Fines	3,643,508	
	General Fund / General Purpose	1,231,768	
	Total Sources	**$ 5,125,276**	
701	Personnel		$ 2,294,121
714	Fringe Benefits		731,086
725	Pension		614,982
726	Materials and Supplies		125,474
800	Services and Contractual Serv		1,006,254
860	Travel		39,800
862	Operating Expenses		71,560
941	Rentals		211,906
950	Other Charges		23,093
980	Non Capital Assets		7,000
	Total Uses		**$ 5,125,276**
	Land Bank Administration		
600	Charges, Fees, and Fines	$ 1,083,636	
	Total Sources	**$ 1,083,636**	
701	Personnel		$ 480,683
714	Fringe Benefits		158,848
725	Pension		131,301
726	Materials and Supplies		5,500
800	Services and Contractual Serv		222,805
860	Travel		5,500
862	Operating Expenses		5,483
941	Rentals		41,853
950	Other Charges		28,837
980	Non Capital Assets		2,826
	Total Uses		**$ 1,083,636**

Account		Appropriation Sources:	Appropriation Uses:
	Pinnacle Aeropark		
600	Charges, Fees, and Fines	$ 2,861,680	
	Total Sources	**$ 2,861,680**	
800	Services and Contractual Serv		$ 25,397
999	Operating Transfers Out		2,836,283
	Total Uses		**$ 2,861,680**
	Economic Development		
600	Charges, Fees, and Fines	$ 19,886	
699	Operating Transfers In	1,612,978	
	Total Sources	**$ 1,632,864**	
701	Personnel		$ 752,924
714	Fringe Benefits		245,390
725	Pension		199,827
726	Materials and Supplies		8,200
800	Services and Contractual Serv		300,225
860	Travel		16,400
862	Operating Expenses		7,168
941	Rentals		93,286
950	Other Charges		7,444
980	Non Capital Assets		2,000
	Total Uses		**$ 1,632,864**
	County Elections		
600	Charges, Fees, and Fines	$ 96,028	
	General Fund / General Purpose	2,237,761	
	Total Sources	**$ 2,333,789**	
701	Personnel		$ 638,975
714	Fringe Benefits		136,460
725	Pension		103,355
726	Materials and Supplies		765,300
800	Services and Contractual Serv		545,611
860	Travel		13,188
862	Operating Expenses		21,789
941	Rentals		56,041
950	Other Charges		5,770
980	Non Capital Assets		47,300
	Total Uses		**$ 2,333,789**
	Management & Budget - Assessment		
580	Local Grants and Contracts	$ 20,000	
600	Charges, Fees, and Fines	27,000	
	General Fund / General Purpose	2,310,329	
	Total Sources	**$ 2,357,329**	
701	Personnel		$ 697,318
714	Fringe Benefits		226,222
725	Pension		182,199
726	Materials and Supplies		41,700
800	Services and Contractual Serv		1,081,408
860	Travel		10,500
862	Operating Expenses		10,292
941	Rentals		47,690
980	Non Capital Assets		60,000
	Total Uses		**$ 2,357,329**

Account		Appropriation Sources:	Appropriation Uses:
	M & B Support Services		
600	Charges, Fees, and Fines	$ 28,641,579	
664	Interest Income	25,000	
	Total Sources	**$ 28,666,579**	
701	Personnel		$ 7,490,044
714	Fringe Benefits		2,202,481
725	Pension		1,865,045
726	Materials and Supplies		124,384
800	Services and Contractual Serv		14,592,943
860	Travel		117,422
862	Operating Expenses		886,093
941	Rentals		550,281
950	Other Charges		588,992
970	Capital		113,000
980	Non Capital Assets		135,894
	Total Uses		**$ 28,666,579**
	Corporation Counsel		
600	Charges, Fees, and Fines	$ 9,933,228	
	Total Sources	**$ 9,933,228**	
701	Personnel		$ 4,964,462
714	Fringe Benefits		1,552,810
725	Pension		1,281,925
726	Materials and Supplies		57,708
800	Services and Contractual Serv		823,550
860	Travel		33,500
862	Operating Expenses		64,678
941	Rentals		812,459
950	Other Charges		229,543
980	Non Capital Assets		112,593
	Total Uses		**$ 9,933,228**
	County Clerk		
450	Licenses and Permits	$ 963,864	
501	Federal Grants and Contracts	363,899	
600	Charges, Fees, and Fines	4,095,200	
664	Interest Income	30,235	
	General Fund / General Purpose	639,623	
	Total Sources	**$ 6,092,821**	
701	Personnel		$ 2,306,178
714	Fringe Benefits		722,706
725	Pension		592,471
726	Materials and Supplies		275,103
800	Services and Contractual Serv		1,367,480
860	Travel		32,540
862	Operating Expenses		354,027
941	Rentals		368,131
950	Other Charges		31,300
980	Non Capital Assets		42,885
	Total Uses		**$ 6,092,821**
	County Clerk - Court Services		
597	Interest and Dividends	$ 67,430	
600	Charges, Fees, and Fines	17,791,458	
664	Interest Income	86,163	
	Total Sources	**$ 17,945,051**	

Account		Appropriation Sources:	Appropriation Uses:
701	Personnel		$ 9,767,395
714	Fringe Benefits		3,035,178
725	Pension		2,529,612
726	Materials and Supplies		120,720
800	Services and Contractual Serv		1,973,128
860	Travel		47,200
862	Operating Expenses		93,713
941	Rentals		361,805
950	Other Charges		4,300
980	Non Capital Assets		12,000
	Total Uses		**$ 17,945,051**
	Human Resources		
600	Charges, Fees, and Fines	$ 5,010,337	
	Total Sources	**$ 5,010,337**	
701	Personnel		$ 1,848,010
714	Fringe Benefits		567,282
725	Pension		461,242
726	Materials and Supplies		14,000
800	Services and Contractual Serv		740,577
860	Travel		14,300
862	Operating Expenses		703,373
941	Rentals		222,851
950	Other Charges		435,702
980	Non Capital Assets		3,000
	Total Uses		**$ 5,010,337**
	Prosecuting Attorney		
501	Federal Grants and Contracts	$ 3,629,139	
539	State Grants and Contracts	1,273,963	
580	Local Grants and Contracts	353,289	
600	Charges, Fees, and Fines	1,010,000	
655	Fines and Forfeitures	50,000	
	General Fund / General Purpose	38,500,342	
	Total Sources	**$ 44,816,733**	
701	Personnel		$ 24,428,189
714	Fringe Benefits		6,635,977
725	Pension		5,360,080
726	Materials and Supplies		522,926
800	Services and Contractual Serv		6,736,887
860	Travel		293,825
862	Operating Expenses		224,993
941	Rentals		103,720
950	Other Charges		7,100
968	Depreciation		1,191
980	Non Capital Assets		191,274
999	Operating Transfers Out		310,571
			$ 44,816,733
	Register of Deeds		
600	Charges, Fees, and Fines	$ 8,061,574	
	Total Sources	**$ 8,061,574**	
701	Personnel		$ 2,963,964
714	Fringe Benefits		950,980
725	Pension		676,558
726	Materials and Supplies		40,800
800	Services and Contractual Serv		2,543,965
860	Travel		30,000
862	Operating Expenses		59,965

Account		Appropriation Sources:	Appropriation Uses:
941	Rentals		596,611
950	Other Charges		188,331
980	Non Capital Assets		10,400
	Total Uses		**$ 8,061,574**
	R of D Remonumentation Grant		
539	State Grants and Contracts	$ 600,966	
	Total Sources	**$ 600,966**	
701	Personnel		$ 15,000
714	Fringe Benefits		5,171
725	Pension		4,012
726	Materials and Supplies		9,182
800	Services and Contractual Serv		567,463
862	Operating Expenses		138
	Total Uses		**$ 600,966**
	Treasurer		
600	Charges, Fees, and Fines	$ 6,039,130	
	General Fund / General Purpose	995,174	
	Total Sources	**$ 7,034,304**	
701	Personnel		$ 3,294,251
714	Fringe Benefits		993,713
725	Pension		872,781
726	Materials and Supplies		201,800
800	Services and Contractual Serv		1,105,286
860	Travel		66,500
862	Operating Expenses		108,673
941	Rentals		261,000
950	Other Charges		5,000
970	Capital		43,300
980	Non Capital Assets		82,000
	Total Uses		**$ 7,034,304**
	TOTAL GENERAL GOVERNMENT FUNCTIONS	**$ 145,390,440**	**$ 145,390,440**

(1) The County Treasurer shall take pro-active measures to assure that senior citizens, as well as other Wayne County residents, do not lose their homes as a result of delinquent property taxes. The County Treasurer may make individual payment arrangements within his discretion. The Treasurer shall report to the Committee on Government Operations by no later than November 1, 2020 on all measures taken and programs implemented. The report should also include the number of defaults on payment plans arranged by the Treasurer. The report needs to be formally submitted on elected official letterhead.

(2) The County Treasurer shall continue to take steps in achieving each of the below objectives:

(a) To avoid displacing tenants of tax delinquent properties by assuring that they receive notice of sale, and a preferred opportunity to purchase the tax title;
(b) Collaborate with the Register of Deeds to improve the accuracy of land records involved in tax collection;
(c) Explore the use of electronic fund transfer as a means to maximize revenue investment and to service customers; and
(d) Develop a program to ensure that payments made are applied to arrearage debts before current obligations.

(3) The County Treasurer shall provide a report on legal cases comparing the results from FY 18-19 to FY 19-20. The report shall include the number of cases pending, the number of cases dismissed and the number of cases settled with the settlement amounts. The office shall report to the Committee on Government Operations no later than December 1, 2020. The report needs to be formally submitted on elected official letterhead.

(4) The County Treasurer shall provide a report on the status of the Delinquent Tax reserve funds. The report should include the amount in the funds and the plans of usage. The office shall report to the Committee on Ways and Means no later than November 1, 2020. The report needs to be formally submitted on elected official letterhead.

(5) The County Treasurer shall report no later than December 1, 2020 to the Committee on Ways and Means on Stadium Tax collection efforts comparing the results from FY 18-19 to FY 19-20. The report needs to be formally submitted on elected official letterhead.

(6) The County Treasurer shall report no later than November 1, 2020 comparing the results from the 2018 to 2019 Auction proceeds to the Committee on Ways and Means. The report needs to be formally submitted on elected official letterhead.

(7) The County Treasurer should analyze and report the impact from the recent Michigan Supreme Court opinion (regarding Delinquent taxes) will have on the DTRF funds and provide periodic updates on this impact including any changes in projections on the DTRF disbursements to the General Fund for the current fiscal year. The Office shall report to the Committee on Ways and Means no later than December 1, 2020, February 1, 2021, May 1, 2021 and August 1, 2021. The report needs to be formally submitted on elected official letterhead.

(8) The County Clerk and the Circuit Court shall work closely to accommodate the needs of the court within available staff and resources and to avoid delays to and impediments in the provision of justice in the individual case.

(9) The CEO, in accordance with the requirements of the Wayne County Procurement Ordinance, may renew and extend contracts for governmental relations and lobbying services, but only if all of the following provisions are included in the renewal or extended contracts:

(a) The term of the contracts shall not exceed a period of one year;
(b) The contractor shall appear and make a quarterly report to the County Commission at least once each calendar quarter with the specificity that includes which issues the contractor is lobbying for or against on behalf of Wayne County. The contractor shall also provide each commissioner with a monthly update report on matters of interest to the County;
(c) The contract shall contain a no more than 90-day termination clause, which may be activated on behalf of the County by a notice from the CEO, or by a resolution of the County Commission; and
(d) Contract renewals shall not be approved which fail to comply with these requirements.

(10) The Chief Executive Officer shall require at least one Wayne County Resident apprentice position in all Wayne County Construction Contracts, which provide jobs for 50 or more employees. The CEO shall not agree to negotiate building and trades construction contracts unless there is a building trade's apprenticeship in place.

(11) The CEO shall immediately notify the Chairperson of the Commission of all proposals, offers or negotiations to sell or purchase any County asset. Notwithstanding any ordinance to the contrary, the County shall not sell, transfer, lease, or make a commitment and/or obligation to sell, transfer or lease any county asset to itself or to another entity without prior approval of the County Commission. This provision shall not apply to real property acquired by the County through tax foreclosure, property seized by the County Prosecutor that is then sold through an auction or abandoned or stolen unclaimed property as defined in Chapter 185 of the Wayne County Code of Ordinances.

(12) The CEO shall provide a report on all local, state and national organizations (associations, authorities, etc.) that the County paid membership dues and/or provided a contribution for FY 17-18, FY 18-19 and FY 19-20. The report shall provide the name of the organization and the amount of the membership dues and/or contribution. This report shall be submitted to the Committee on Ways & Means no later than November 1, 2020. The report needs to be formally submitted through SciQuest/TCM.

(13) The CEO shall provide monthly status reports of the New Jail Project to the Special Committee on Criminal Justice Center. The reports should include the following:

(a) Progress of the completion of the CJC, including actual vs. budget estimates;
(b) Impact on completion date due to the COVID-19 shutdown; and
(c) Estimated additional costs to complete the CJC due to the COVID-19 pandemic.

(15) The Department of Corporation Counsel shall provide a report on all outside legal counsel for FY 18-19 and FY 19-20. The report should include the name of the firm; the department/account number for whom the services were provided for; a brief description for obtaining outside counsel and the total amount budgeted and paid for each case. The report shall also include a total cost comparison for the last two fiscal years. The department shall provide this report to the Committee on Government Operations no later than December 1, 2020. The report needs to be formally submitted through SciQuest/TCM.

(16) The Department of Corporation Counsel shall provide a report on the annual statistics from the Indigent Defense program with Neighborhood Defender Service, Inc. The department shall provide this report to the Committee on Government Operations no later than December 1, 2020. The report needs to be formally submitted through SciQuest/TCM.

(17) The Department of Corporation Counsel shall continue an aggressive program to identify, recruit and pre-qualify small, disadvantaged, county-based businesses.

(18) The Department of Corporation Counsel shall provide a status report on the activities and achievements of the Human Relations Division, including the turnaround times on certifying contractor compliance, workload volume, outreach results, positive adjustments in enforcement priorities, and the percentage of contracts actually awarded to each category of contractor comparing the results from FY 18-19 to FY 19-20. The department shall report to the Committee on Government Operations no later than December 1, 2020.The report needs to be formally submitted through SciQuest/TCM.

(19) The Department of Corporation Counsel shall continue to explore with the City of Detroit the feasibility of implementing a reciprocal certification process for businesses which qualify for small business enterprise status, disadvantaged business enterprise status, and county-based credit status. The parties shall also explore the feasibility of instituting a fee to defray the cost of conducting the certification procedures.

(20) The Land Bank Corporation shall provide a report on the number of parcels transferred to nonprofit organizations and for-profit companies comparing the results from FY 17-18 to FY 18-19 to FY 19-20. The department shall report to the Committee on Economic Development by no later than December 1, 2020. The report needs to be formally submitted through SciQuest/TCM.

(21) The Land Bank Corporation shall provide an electronic report on the number of properties in the Land Bank by addresses. The report should be divided by communities and Commission districts. The department shall report to the Committee on Economic Development by no later than December 1, 2020. The report needs to be formally submitted through SciQuest/TCM.

(22) The Economic Development Department shall provide a report on all the Economic Development Corporation projects/initiatives that were implemented throughout Wayne County for FY 17-18, FY 18-19 and FY 19-20. The department shall report to the Committee on Economic Development by no later than November 1, 2020. The report needs to be formally submitted through SciQuest/TCM.

(23) The Economic Development Department shall provide a report on all the Economic Development Corporation projects/initiatives proposed throughout Wayne County for FY 20-21. The department shall report to the Committee on Economic Development by no later than December 1, 2020. The report needs to be formally submitted through SciQuest/TCM.

(24) The Economic Development Department shall provide a status report on Aerotropolis. The department shall report to the Committee on Economic Development by no later than December 1, 2020. The report needs to be formally submitted through SciQuest/TCM.

(25) The Economic Development Department shall provide a status report on all the Greater Wayne Economic Development Corporation projects and initiatives that were implemented throughout Wayne County, including, but not limited to, Tourism and Urban Communities for FY 17-18, FY 18-19 and FY 19-20 no later than November 1, 2020 to the Committee on Economic Development. The report needs to be formally submitted through SciQuest/TCM.

(26) The Economic Development Department shall provide a report on all the Greater Wayne Economic Development Corporation projects/initiatives proposed throughout Wayne County for FY 20-21. The department shall report to the Committee on Economic Development by no later than December 1, 2020. The report needs to be formally submitted through SciQuest/TCM.

(27) The Economic Development Department shall provide a status report on all projects and initiatives that were implemented throughout Wayne County for FY 18-19 and FY 19-20 no later than November 1, 2020 to the Committee on Economic Development. The report needs to be formally submitted through SciQuest/TCM.

(28) The Economic Development Department shall provide a report on all projects/initiatives proposed throughout Wayne County for FY 20-21. The department shall report to the Committee on Economic Development by no later than December 1, 2020. The report needs to be formally submitted through SciQuest/TCM.

(29) The Economic Development Department shall provide a status report on Pinnacle. The department shall report to the Committee on Economic Development by no later than December 1, 2019 2020. The report needs to be formally submitted through SciQuest/TCM.

(30) The Economic Development Department shall provide a report on the number of parking spaces which are leased at below market rate and the possibility of leasing those spaces at or above market rates at the First Street Parking Garage. The department shall report to the Committee on Ways and Means no later than December 1, 2020. The report needs to be formally submitted through SciQuest/TCM.

(31) The Department of Management and Budget shall work closely with the Legislative Auditor General and with the external auditors to assure completion of the annual external audit by no later than 120 days following the end of each fiscal year, pursuant to the requirements of section 3.119(f) of the County Charter.

(32) The Department of Management and Budget shall submit to the Committee on Ways and Means the following additional quarterly financial statements:

(a) Balance Sheet;
(b) Statement of Revenues, Expenditures and Changes in Fund Balance;
(c) Budget to Actual Reports; and
(d) Chargeback summary reports.

(33) The Department of Management & Budget shall continue to take steps in achieving each of the below objectives:

(a) To reduce the incidence of late payments to vendors, and to County-based vendors in particular;
(b) To take sanctions against prime contractors who fail without good reason to make prompt payment to their sub-contractors, once they themselves have been paid by the County;
(c) To improve upon contracts set aside for award to county-based vendors, and to document the number, amount and kinds of contracts which are awarded to minority-owned and women-owned businesses, so as to lay the basis for a disparate analysis of these awards at a future date; and
(d) To clarify what statistics are maintained and available regarding the procurement process.

(34) The Department of Management and Budget shall provide full query access to the JD Edwards System (i.e., accounts payable, accounts receivable, purchase orders, full query access, etc.) to the members of the Wayne County Commission Fiscal Agency, subject to a pledge of confidentiality on all information, which the law specifically establishes as confidential and unavailable to the public.

(35) The Department of Management and Budget shall provide a report detailing how the Co-operative purchases have affected County vs. Non-County vendors. This report should also address the estimate savings to the County. This report should compare the results from FY 17-18 to FY 18-19 to FY 19-20. The department shall report to the Committee on Ways and Means no later than November 1, 2020. The report needs to be formally submitted through SciQuest/TCM.

(36) The Department of Management and Budget shall provide a report on all contracts, which have been (1) let under authority delegated to the CEO, (2) let as cooperative purchases, (3) let as exigent and emergency procurements, and (4) let as a result of Commission Chair authorization for sole/comparable source procurements. The report(s) shall clearly identify the category under which the contract was let (1-4 listed above) and the overall total for each category. The report(s) shall, at a minimum, include date, vendor, amount, purpose, and department/Elected Office making the request for FY 17-18, FY 18-19 and FY 19-20. The department shall report to the Committee on Ways and Means no later than December 1, 2020. The report needs to be formally submitted through SciQuest/TCM.

(37) The Department of Management and Budget shall provide a report on all contracts, which have been (1) let under authority delegated to the CEO, (2) let as cooperative purchases, (3) let as exigent and emergency procurements, and (4) let as a result of Commission Chair authorization for sole/comparable source procurements. The report(s) shall clearly identify the category under which the contract was let (1-4 listed above) and the overall total for each category. The report(s) shall, at a minimum, include date, vendor, amount, purpose, and department/Elected Office making the request for FY 20-21. The department shall report to the Committee on Ways and Means no later than January 15, 2021, April 15, 2021, July 15, 2021 and October 15, 2021. The report needs to be formally submitted through SciQuest/TCM.

(38) The Department of Management and Budget shall provide a report listing all contracts that were approved by the Commission and either terminated or not executed by the CEO for FY 17-18, FY 18-19 and FY 19-20. The department shall report to the Committee on Ways and Means no later than December 1, 2020. The report needs to be formally submitted through SciQuest/TCM.

(39) The Department of Management & Budget shall provide a report on the status of all outstanding Wayne County bonds. The report should include an analysis on the financial impact of refinancing outstanding bonds and the potential impact on interest rates due to the COVID-19 financial impact on county operations. The department shall report to the Committee on Ways and Means no later than December 1, 2020. The report needs to be formally submitted through SciQuest/TCM.

(40) The Department of Management & Budget shall provide a report on the revenue collected from the Guardian Building and the First Street Parking Garage, including any special events revenue and/or agreements with valet companies for FY 17-18, FY 18-19 and FY 19-20. The department shall report to the Committee on Ways and Means no later than November 1, 2020. The report needs to be formally submitted through SciQuest/TCM.

(41) The Department of Management & Budget shall provide a monthly report, comparing year over year, on the revenue collected from the Guardian Building and the First Street Parking Garage, including any special events revenue and/or agreements with valet companies for FY 20-21. The department shall report to the Committee on Ways and Means no later than the 20th day of the month following the month under review. The report needs to be formally submitted through SciQuest/TCM.

(42) The Department of Management & Budget shall provide a status report on the Guardian Building. The report shall include the status of the debt service, the status of renovations, the occupancy status and the status of departments moving. The department shall report to the Committee on Ways and Means no later than December 1, 2020 and May 1, 2021. The report needs to be formally submitted through SciQuest/TCM.

(43) The Department of Management and Budget shall inform the Committee on Ways and Means when appropriated funds will not be spent as they were intended.

(44) The Department of Management and Budget shall submit to the Wayne County Commission all Technical Adjustments to the FY 2021-2022 & FY 2022-2023 in a timely manner.

(45) The Department of Management and Budget shall submit monthly cash flow statements to the Committee on Ways and Means by the 20th day of the month following the month under review. The report needs to be formally submitted through SciQuest/TCM.

(46) The Department of Management and Budget in conjunction with all County departments and elected officials shall review and evaluate any County service that can be administered by State or Federal agencies for transition to those entities.

(47) The CEO in conjunction with the Department of Management & Budget shall provide a report, under the authority of the CEO, on all County owned vehicles that are being taken home; used outside of Wayne County and the reason the vehicles are being taken home and used outside of Wayne County. The report shall compare the results from FY 19-20 to FY 20-21. The report shall be submitted to the Committee on Ways & Means no later than February 1, 2021, May 1, 2021 and August 1, 2021. The report needs to be formally submitted through SciQuest/TCM.

(48) The Department of Management & Budget shall provide a report listing all active County component units. The department shall report to the Committee on Ways & Means no later than December 1, 2020. The report needs to be formally submitted through SciQuest/TCM.

(49) The Department of Management and Budget shall provide a status report on the implementation of the ERP system for the County. The report should include any changes to the anticipated overall implementation cost. The report should include what plans are in effect if JD Edwards system crashes. The report shall be submitted to the Committee on Government Operations no later than December 1, 2020 and July 1, 2021. The report needs to be formally submitted through SciQuest/TCM.

(50) The Department of Management and Budget shall provide a report to the Committee on Ways and Means regarding all expenditures spent for Deferred Maintenance capital improvements for FY 17-18 and FY 18-19 and FY 19-20. The report shall be submitted to the Committee on Ways & Means no later than November 1, 2020. The report needs to be formally submitted through SciQuest/TCM.

(51) The Department of Management and Budget shall provide a report regarding the anticipated maintenance costs for the current jail facilities until the Criminal Justice Center is completed in 2022, as well as the COVID-19 financial/health impact on incarcerating inmates in the jails that could lead to potential litigation. The report shall be submitted to the Committee on Ways & Means no later than December 1, 2020. The report needs to be formally submitted through SciQuest/TCM.

(52) The Department of Management and Budget shall provide a status report of the FY 2017 and FY 2018 and FY 2019 CAFR and Single Audit Findings, especially those repeat findings that could have an impact on the financial statement preparation, involve reporting requirements and adherence to Uniform Guidance. The department shall report to the Committee on Audit no later than December 1, 2020. The report needs to be formally submitted through SciQuest/TCM.

(53) The Department of Management and Budget shall provide a report on all medical cost throughout the County for FY 17-18, FY 18-19 and FY 19-20. The department shall report to the Committee on Government Operations no later than December 1, 2020. The report needs to be formally submitted through SciQuest/TCM.

(54) The Department of Management and Budget shall report to the Committee on Ways and Means by December 1, 2020 on how much of the General Fund's fund balance is assigned vs. unassigned. The report should include the following:

(a) Detailed report of the assigned amount (description of items and amounts associated); and
(b) How much of the unassigned amount should be maintained and what amount can be allocated toward the FY 2020-2021 budget shortfall.

(55) The Department of Management and Budget shall provide a report on updates on eliminating the fund deficits reported in the FY 18-19 Deficit Elimination Plan. The Department shall report to the Committee on Ways and Means by December 1, 2020.

(56) The Department of Management and Budget shall provide a report on the impacts the Covid-19 pandemic will have on county finances and the potential impact on both the county's bond rating and ability to borrow funds. The Department shall report to the Committee on Ways and Means by November 1, 2020.

(57) The Department of Management and Budget shall provide copies of the bond rating reports and status of increased ratings, when available, to the Wayne County Commission.

(58) The Department of Management and Budget shall take measures to ensure that the Retirement system is funded above 60% in order to be in compliance with the public act and request management's plan to increase the funding level while still providing essential county services, including addressing the shortfall in staffing and the potential impact of COVID-19.

(59) The Department of Management and Budget shall report how the COVID-19 pandemic could impact property tax revenues. The Department shall report to the Committee on Ways and Means by December 15, 2020.

(60) The Department of Management and Budget shall provide a report regarding the ongoing financial impact of COVID-19 on County operations as well as contingency plans to continue County operations accordingly. The Department shall report to the Committee on Ways and Means by December 1, 2020 and April 1, 2021.

(61) The Department of Management and Budget shall provide a report detailing how the $188 million in CARES funds are spent. The Department shall report to the Committee on Ways and Means by February 1, 2021.

(62) The Department of Management & Budget shall work with all department heads and Elected Officials to review the user fees established for services provided by their department/Office and report recommendations for any desired changes to the Committee on Ways and Means no later than March 1, 2021.

(63) The Department of Personnel/Human Resources shall provide a status report on the progress of implementing the Bullseye technology to help with a succession plan for senior appointee positions and the impact due to the delays from the COVID-19. The department shall report to the Committee on Government Operations no later than December 1, 2020 and June 1, 2021. The report needs to be formally submitted through SciQuest/TCM.

(64) The Department of Personnel/Human Resources shall provide a report on Civil Service positions to the Committee on Government Operations no later than December 1, 2020 and March 1, 2021. The report shall include the following and be formally submitted through SciQuest/TCM:

(a) How many FTEs are budgeted per position title?
(b) How many are filled vs. unfilled?
(c) How many of the positions are being filled by Non-Civil personnel?

(65) The Department of Personnel/Human Resources shall provide status reports on the following committee meetings with the Unions in FY 19-20: the Safety Committee; the Employee Assistance Advisory Committee; the Joint Health Care Benefits Committee; the Labor/Management Committee; and the Quality Control Committee. The report should be submitted no later than November 1, 2020 to the Committee on Government Operations. The report needs to be formally submitted through SciQuest/TCM.

(66) The Department of Personnel/Human Resources shall provide a report on the progress of its hiring initiatives and retention policies, in light of the COVID-19 pandemic and how the hiring freeze could jeopardize departments from achieving their business objectives and mandated services. The Department shall report to the Committee on Government Operations no later than December 1, 2020 and March 1, 2021. The report shall be formally submitted through SciQuest/TCM.

(67) The Prosecuting Attorney shall provide a status report on the results/investigations of the operations of the sexual assault rape kits for FY 18-19 and FY 19-20. The reports should be submitted no later than December 1, 2020 to the Committee on Public Safety, Judiciary and Homeland Security. The report needs to be formally submitted on elected official letterhead.

(68) The Prosecuting Attorney shall coordinate closely with the City of Detroit Health and Law Departments to identify and prosecute violators of environmental lead hazard laws.

(69) The Prosecuting Attorney shall provide a report comparing the results from FY 19-20 to FY 20-21 on all County owned vehicles that are being taken home; used outside of Wayne County and the reason the vehicles are being taken home and used outside of Wayne County. The report shall be submitted to the Committee on Public Safety, Judiciary and Homeland Security no later than February 1, 2021, May 1, 2021 and August 1, 2021. The report needs to be formally submitted on elected official letterhead.

(68) The Detroit/Wayne County Port Authority shall report on all projects and initiatives proposed throughout Wayne County for FY 20-21 to the Committee on Economic Development no later than December 1, 2020. The report needs to be formally submitted on letterhead.

Account		Appropriation Sources:	Appropriation Uses:
	PUBLIC SAFETY FUNCTIONS		
	Sheriff Administration		
600	Charges, Fees, and Fines	$ 5,000	
	General Fund / General Purpose	3,884,833	
	Total Sources	**$ 3,889,833**	
701	Personnel		$ 1,558,344
714	Fringe Benefits		551,375
725	Pension		459,150
726	Materials and Supplies		37,600
800	Services and Contractual Serv		698,788
860	Travel		12,864
862	Operating Expenses		73,746
941	Rentals		460,598
950	Other Charges		35,608
980	Non Capital Assets		1,760
	Total Uses		**$ 3,889,833**
	Sheriff - Court Services		
600	Charges, Fees, and Fines	$ 1,000	
671	Other Revenue	17,318,331	
	Total Sources	**$ 17,319,331**	
701	Personnel		$ 9,543,246
714	Fringe Benefits		2,752,241
725	Pension		2,055,734
726	Materials and Supplies		201,000
800	Services and Contractual Serv		2,601,309
860	Travel		1,500
862	Operating Expenses		122,921
941	Rentals		16,230

Account		Appropriation Sources:	Appropriation Uses:
950	Other Charges		6,100
980	Non Capital Assets		19,050
	Total Uses		**$ 17,319,331**
	Sheriff Non-Jail Services		
501	Federal Grants and Contracts	$ 118,111	
539	State Grants and Contracts	936,606	
600	Charges, Fees, and Fines	1,787,000	
	General Fund / General Purpose	2,172,456	
	Total Sources	**$ 5,014,173**	
701	Personnel		$ 2,148,001
714	Fringe Benefits		571,981
725	Pension		508,043
726	Materials and Supplies		189,357
800	Services and Contractual Serv		1,081,059
860	Travel		2,200
862	Operating Expenses		138,529
941	Rentals		7,600
950	Other Charges		367,403
	Total Uses		**$ 5,014,173**
	Sheriff - County Jails		
501	Federal Grants and Contracts	$ 90,000	
600	Charges, Fees, and Fines	5,565,367	
671	Other Revenue	83,500	
699	Operating Transfers In	1,055,175	
	General Fund / General Purpose	85,335,859	
	Total Sources	**$ 92,129,901**	
701	Personnel		$ 42,595,183
714	Fringe Benefits		11,674,897
725	Pension		10,729,718
726	Materials and Supplies		5,471,617
800	Services and Contractual Serv		17,690,335
860	Travel		38,722
862	Operating Expenses		3,538,390
941	Rentals		56,000
950	Other Charges		249,846
980	Non Capital Assets		85,193
	Total Uses		**$ 92,129,901**
	Homeland Security		
501	Federal Grants and Contracts	$ 2,073,643	
600	Charges, Fees, and Fines	272,500	
	General Fund / General Purpose	813,380	
	Total Sources	**$ 3,159,523**	
701	Personnel		$ 912,094
714	Fringe Benefits		119,141
725	Pension		68,986
726	Materials and Supplies		412,830
800	Services and Contractual Serv		653,515
860	Travel		36,250
862	Operating Expenses		22,995
941	Rentals		208,620
950	Other Charges		43,449
970	Capital		140,000
980	Non Capital Assets		541,643
	Total Uses		**$ 3,159,523**
	TOTAL PUBLIC SAFETY FUNCTIONS	**$ 121,512,761**	**$ 121,512,761**

(1) The Office of the Sheriff should provide a report comparing the results from FY 19-20 to FY 20-21 no later than April 1, 2021 and September 1, 2021 on the GPS Tether Monitoring Program to the Committee on Public Safety, Judiciary and Homeland Security. The report should include how many inmates the program has serviced; the average length of time an inmate is on the tether; how much revenue has been generated by the sale of beds and inmate contributions and any other revenue source; and how much cost has been expended to date for the program. The report needs to be formally submitted on elected official letterhead.

(2) The Office of the Sheriff shall provide a report comparing the results from FY 19-20 to FY 20-21 to the Committee on Public Safety, Judiciary and Homeland Security no later than April 1, 2021 and September 1, 2021 on the pay phone earnings for the jail commissary. The report needs to be formally submitted on elected official letterhead.

(3) The Office of the Sheriff shall provide a status report comparing the results from FY 19-20 to FY 20-21 on Road Patrol Operations and funding to the Committee on Public Safety, Judiciary and Homeland Security April 1, 2021 and September 1, 2021. The report needs to be formally submitted on elected official letterhead and include the following:

(a) Which communities are receiving Road Patrol services;
(b) The total cost for the officers (including Commanders);
- Salary
- Fringe Benefits
- Gun allowance
- Uniform Allowance
- Vehicle Maintenance
- Fuel Cost

(c) The amount that the community is paying the County;
(d) The amount that the county has received from the State in grants; and
(e) The amount that the county has received in ticket revenue.

(4) The Office of the Sheriff shall provide a status report comparing the results from FY 19-20 to FY 20-21 on Marine Patrol Operations and funding to the Committee on Public Safety, Judiciary and Homeland Security no later than April 1, 2021 and September 1, 2021. The report needs to be formally submitted on elected official letterhead and include the following:

(a) Which communities are receiving Marine Patrol services;
(b) The total cost for the officers (including Commanders);
- Salary
- Fringe Benefits
- Gun allowance
- Uniform Allowance
- Vehicle Maintenance
- Fuel Cost

(c) The amount that the community is paying the County;
(d) The amount that the county has received from the State in grants; and
(e) The amount that the county has received in ticket revenue.

(5) The Office of the Sheriff shall provide a report comparing the results from FY 19-20 to FY 20-21 on all County owned vehicles that are being taken home; used outside of Wayne County and the reason the vehicles are being taken home and used outside of Wayne County. The report shall be submitted to the Committee on Public Safety, Judiciary and Homeland Security no later than February 1, 2021, May 1, 2021 and August 1, 2021. The report needs to be formally submitted on elected official letterhead.

(6) The Office of the Sheriff shall provide a status report comparing the results from FY 19-20 to FY 20-21 on activities of the PREA program. The report shall be submitted to the Committee on Public Safety, Judiciary and Homeland Security no later than April 1, 2021 and September 1, 2021. The report needs to be formally submitted on elected official letterhead.

(7) The Office of the Sheriff shall provide a status report on activities of the Narcotics Unit comparing the results from FY 19-20 to FY 20-21. The report shall be submitted to the Committee on Public Safety, Judiciary and Homeland Security no later than April 1, 2021 and September 1, 2021. The report needs to be formally submitted on elected official letterhead.

(8) The Office of the Sheriff shall provide a monthly report on the true overtime cost. This report should include the division of the Sheriff's Office that incurred the overtime, the number of Deputies/employees receiving the overtime and the funding source of the overtime (general fund, grant, etc.). The report shall be submitted to the Committee on Public Safety, Judiciary and Homeland Security no later than the 20th day of the month following the month under review. The report needs to be formally submitted on elected official letterhead.

(9) The Office of the Sheriff shall provide a report developing a detailed plan to reduce overtime in the Jails and the Office. The report shall be submitted to the Committee on Public Safety, Judiciary and Homeland Security no later than December 1, 2020. The report needs to be formally submitted on elected official letterhead.

(10) The Office of the Sheriff shall work with the Department of Management & Budget to secure proper funding to build a Dock for the Marine Patrol Division.

Account		Appropriation Sources:	Appropriation Uses:
	PUBLIC SERVICES FUNCTIONS		
	DPS - Roads, Parks, Environment		
699	Operating Transfers In	$ 400,000	
	General Fund / General Purpose	111,504	
	Total Sources	**$ 511,504**	
800	Services and Contractual Serv		$ 111,504
950	Other Charges		400,000
	Total Uses		**$ 511,504**
	TOTAL PUBLIC SERVICES FUNCTIONS	**$ 511,504**	**$ 511,504**
	HEALTH AND WELFARE FUNCTIONS		
	Health/Environmental Programs		
600	Charges, Fees, and Fines	$ 3,423,445	
	Total Sources	**$ 3,423,445**	
701	Personnel		$ 387,658
714	Fringe Benefits		126,453
725	Pension		101,841
726	Materials and Supplies		500
800	Services and Contractual Serv		2,800,231
860	Travel		2,881
862	Operating Expenses		3,881
	Total Uses		**$ 3,423,445**
	Indigent Health Care		
401	Taxes	$ 5,032,500	
600	Charges, Fees, and Fines	12,222,917	
664	Interest Income	15,000	
	Total Sources	**$ 17,270,417**	
701	Personnel		$ 266,212
714	Fringe Benefits		85,549
725	Pension		70,320
726	Materials and Supplies		2,000
800	Services and Contractual Serv		(6,721,969)
862	Operating Expenses		2,776
941	Rentals		33,029
950	Other Charges		8,843,224
999	Operating Transfers Out		14,689,276
	Total Uses		**$ 17,270,417**
	Medical Examiner		
600	Charges, Fees, and Fines	$ 900,000	
	General Fund / General Purpose	6,940,230	
	Total Sources	**$ 7,840,230**	

Account		Appropriation Sources:	Appropriation Uses:
701	Personnel		$ 52,012
714	Fringe Benefits		17,597
725	Pension		13,564
726	Materials and Supplies		2,000
800	Services and Contractual Serv		7,440,357
862	Operating Expenses		54,368
999	Operating Transfers Out		260,332
	Total Uses		**$ 7,840,230**
	Senior Citizens Services		
	General Fund / General Purpose	$ 757,567	
	Total Sources	**$ 757,567**	
701	Personnel		$ 183,983
714	Fringe Benefits		64,166
725	Pension		52,280
726	Materials and Supplies		400
800	Services and Contractual Serv		404,162
860	Travel		720
862	Operating Expenses		1,856
950	Other Charges		50,000
	Total Uses		**$ 757,567**
	Veterans Affairs		
	General Fund / General Purpose	$ 223,524	
	Total Sources	**$ 223,524**	
701	Personnel		$ 42,450
714	Fringe Benefits		13,595
725	Pension		11,180
726	Materials and Supplies		3,450
800	Services and Contractual Serv		125,431
862	Operating Expenses		288
941	Rentals		27,130
	Total Uses		**$ 223,524**
	HHVS - Central Administration		
600	Charges, Fees, and Fines	$ 4,061,949	
	Total Sources	**$ 4,061,949**	
701	Personnel		$ 1,004,193
714	Fringe Benefits		309,275
725	Pension		252,258
726	Materials and Supplies		19,900
800	Services and Contractual Serv		2,230,412
860	Travel		7,441
862	Operating Expenses		9,214
941	Rentals		229,256
	Total Uses		**$ 4,061,949**
	Cooperative Extension Service		
	General Fund / General Purpose	$ 369,657	
	Total Sources	**$ 369,657**	
701	Personnel		$ 39,865
714	Fringe Benefits		12,847
725	Pension		10,301
800	Services and Contractual Serv		46,205

Account		Appropriation Sources:	Appropriation Uses:
862	Operating Expenses		439
950	Other Charges		260,000
	Total Uses		**$ 369,657**
	TOTAL HEALTH AND WELFARE FUNCTIONS	**$ 33,946,789**	**$ 33,946,789**

(1) The Department of Health, Human and Veterans Services shall provide a report by jail division on the amount of medical insurance reimbursements collected comparing the results from FY 17-18 to FY 18-19 to FY 19-20. The department shall report to the Committee on Health and Human Services no later than November 1, 2020. The report needs to be formally submitted through SciQuest/TCM.

(2) The Department of Health, Human and Veterans Services shall increase the burial allocation from $300 to $1,000 for eligible veterans, which shall be payable from appropriate funds.

(3) The Department of Health, Human and Veterans Services shall submit a detailed report of the number of veterans that received the burial benefit for comparing the results from FY 18-19 to FY 19-20. This report shall be submitted to the Committee on Health and Human Services no later than November 1, 2020. The report needs to be formally submitted through SciQuest/TCM.

(4) The Department of Health, Human and Veterans Services shall submit a detailed report, by community, on the Veterans Outreach activities for FY 20-21. This report shall be submitted to the Committee on Health and Human Services no later than February 1, 2021 and July 1, 2021. The report needs to be formally submitted through SciQuest/TCM.

(5) The Department of Health, Human and Veterans Services shall submit a detailed report, by community, on the Veterans Outreach activities for FY 19-20. This report shall be submitted to the Committee on Health and Human Services no later than November 1, 2020. The report needs to be formally submitted through SciQuest/TCM.

(6) The Department of Health, Human and Veterans Services shall report on the activities of the Cooperative Extension Services program comparing the results from FY 18-19 to FY 19-20. The department shall report to the Committee on Health and Human Services no later than May 1, 2021. The report needs to be submitted through SciQuest/TCM.

(7) The Department of Health, Human and Veterans Services shall fully fund the Master Garden program with the existing funding allocated to the Cooperative Extension Services program.

	NON-DEPARTMENTAL FUNCTIONS		
	Non Departmental		
670	Rents and Expense Recoveries	$ 197,076	
695	Other Financing	(5,388,052)	
699	Operating Transfers In	750,000	
	General Fund / General Purpose	58,703,481	
	Total Sources	**$ 54,262,505**	
726	Materials and Supplies		$ 257,000
800	Services and Contractual Serv		4,928,435
862	Operating Expenses		3,651,415
941	Rentals		17,616,938
950	Other Charges		13,134,204
999	Operating Transfers Out		14,674,513
	Total Uses		**$ 54,262,505**
	General Fund Transfers		
	General Fund / General Purpose	$ 145,679,118	
	Total Sources	**$ 145,679,118**	
999	Operating Transfers Out		$ 145,679,118
	Total Uses		**$ 145,679,118**
	TOTAL NON-DEPARTMENTAL FUNCTIONS	**$ 199,941,623**	**$ 199,941,623**
	TOTAL FUND SOURCES AND USES	**$ 526,782,616**	**$ 526,782,616**

SECTION 2. There is appropriated for the fiscal year ending September 30, 2021, from the following revenue sources and uses for the County Road Fund

Account		Appropriation Sources:	Appropriation Uses:
	DPS - Roads, Parks, Environment		
501	Federal Grants and Contracts	$ 19,517,000	
539	State Grants and Contracts	141,981,137	
580	Local Grants and Contracts	5,324,000	
600	Charges, Fees, and Fines	3,314,863	
664	Interest Income	1,200,000	
670	Rents and Expense Recoveries	550,000	
671	Other Revenue	1,201,000	
695	Other Financing	41,575,324	
	Total Sources	**$ 214,663,324**	
701	Personnel		$ 30,922,709
714	Fringe Benefits		8,682,628
725	Pension		12,880,551
726	Materials and Supplies		21,591,185
800	Services and Contractual Serv		115,634,701
860	Travel		145,000
862	Operating Expenses		6,085,153
941	Rentals		470,254
950	Other Charges		666,824
970	Capital		16,959,319
980	Non Capital Assets		225,000
999	Operating Transfers Out		400,000
	Total Uses		**$ 214,663,324**
	TOTAL FUND SOURCES AND USES	**$ 214,663,324**	**$ 214,663,324**

(1) The Department of Public Services shall publish its FY 2020-2021 maintenance and repair schedule for both primary and secondary roadways, listed by community. This notification shall be sent to the Clerk of each community, to each County Commissioner, and to the Committee on Public Services no later than December 1, 2020. The report needs to be formally submitted through SciQuest/TCM.

(2) The Department of Public Services shall provide to the Committee on Public Services no later than December 1, 2020 a copy of the current maps which display the condition of roadways, as well as, by commission district a list of repair and construction projects planned and underway, the timing and projected cost of those projects, the number of lane miles paved and reconstructed, the number of potholes filled, etc. The report needs to be formally submitted through SciQuest/TCM.

(3) The Department of Public Services shall present to the Committee on Public Services the proposed list of priority road repairs (prior to their confirmation by the Roads Council and prior to submission to SEMCOG).

(4) The Department of Public Services shall submit a report no later February 1, 2021 and July 1, 2021 to the Committee on Public Services on the completion status of roads in the CIP plan. The report needs to be formally submitted through SciQuest/TCM.

(5) The Department of Public Services shall submit monthly summary reports on the calls generated from 1-888-ROAD-CREW to the Committee on Public Services by the 15th day of the month following the month under review. The report needs to be formally submitted through SciQuest/TCM.

(6) The Department of Public Services shall submit a report no later December 1, 2020 and July 1, 2021 to the Committee on Public Services on the completion status of road repairs pertaining to the Township Paving Program. The report should include the amount of funding allocated/spent per Township, as well as, a description of the proposed projects per Township. The report needs to be formally submitted through SciQuest/TCM.

SECTION 3. There is appropriated for the fiscal year ending September 30, 2021, from the following revenue sources and uses for the County Park Fund

Account		Appropriation Sources:	Appropriation Uses:
	DPS - Roads, Parks, Environment		
401	Taxes	$ 9,175,000	
450	Licenses and Permits	101,500	
539	State Grants and Contracts	100,000	
600	Charges, Fees, and Fines	1,507,500	
664	Interest Income	175,000	
670	Rents and Expense Recoveries	24,000	
671	Other Revenue	390,000	
699	Operating Transfers In	2,266,985	
	Total Sources	**$ 13,739,985**	
701	Personnel		$ 3,164,970
714	Fringe Benefits		967,543
725	Pension		787,937
726	Materials and Supplies		503,275
800	Services and Contractual Serv		6,454,744
860	Travel		9,500
862	Operating Expenses		543,455
941	Rentals		291,576
970	Capital		850,000
999	Operating Transfers Out		166,985
	Total Uses		**$ 13,739,985**
	TOTAL FUND SOURCES AND USES	**$ 13,739,985**	**$ 13,739,985**

(1) The Department of Public Services shall apply to the Michigan Department of Natural Resources, the land recreational trust, and other state agencies for grants in tandem with local governments, the federal government and the Huron Clinton Metropolitan Park Authority to secure grants for park development and improvements. No County funds shall be spent without further approval of the County Commission.

(2) The Department of Public Services shall review with each municipal public safety department the need to maintain public safety access to park service roads, and shall include within the Parks Capital Improvements Plan those improvements, which are needed to assure access for essential emergency services.

(3) The Department of Public Services shall submit a report no later than February 1, 2021 and July 1, 2021 to the Committee on Public Services through SciQuest/TCM. The report should include the following:

(a) Detailed completion status of all park projects in the CIP plan (includes budget amount, expended amount, project status);
(b) Revenue/Expense analysis for FY 19-20 and 'to-date' FY 20-21;
(c) Commissioners Community Parks Millage Allocations; and
(d) Wayne County Parks Millage Capital Plan.

(4) The Department of Public Services shall continue to include the Commission, as whole as individual Commissioners, in the early development process for a new five-year parks plan.

(5) The Department of Public Services shall provide a report on all funds collected and expended from various Wayne County events (i.e. Lightfest, Jazzfest, Aquatic Center, Motown Review, etc.) comparing the results from FY 18-19 to FY 19-20. The department shall report to the Committee on Public Services no later than November 1, 2020. The report needs to be formally submitted through SciQuest/TCM.

SECTION 4. There is appropriated for the fiscal year ending September 30, 2021 from the following revenue sources and uses for the County Health Fund

Account		Appropriation Sources:	Appropriation Uses:
	Jail Medical Services		
600	Charges, Fees, and Fines	$ 210,000	
699	Operating Transfers In	8,916,343	
	Total Sources	**$ 9,126,343**	
726	Materials and Supplies		$ 3,400
800	Services and Contractual Serv		9,122,943
	Total Uses		**$ 9,126,343**
	Jail Mental Health Services		
580	Local Grants and Contracts	$ 4,000,000	
699	Operating Transfers In	2,922,947	
	Total Sources	**$ 6,922,947**	
800	Services and Contractual Serv		$ 6,922,947
	Total Uses		**$ 6,922,947**
	Health/Environmental Programs		
501	Federal Grants and Contracts	$ 7,237,903	
539	State Grants and Contracts	2,748,191	
600	Charges, Fees, and Fines	9,037,928	
699	Operating Transfers In	2,574,898	
	Total Sources	**$ 21,598,920**	
701	Personnel		$ 4,298,551
714	Fringe Benefits		1,305,616
725	Pension		1,033,674
726	Materials and Supplies		212,717
800	Services and Contractual Serv		14,104,341
860	Travel		271,262
862	Operating Expenses		221,461
941	Rentals		150,298
980	Non Capital Assets		1,000
	Total Uses		**$ 21,598,920**
	Other Health Programs		
501	Federal Grants and Contracts	$ 3,642,103	
539	State Grants and Contracts	1,609,388	
600	Charges, Fees, and Fines	32,500	
699	Operating Transfers In	845,748	
	Total Sources	**$ 6,129,739**	
701	Personnel		$ 643,162
714	Fringe Benefits		216,674
725	Pension		169,088
726	Materials and Supplies		762,931
800	Services and Contractual Serv		3,664,549
860	Travel		49,172
862	Operating Expenses		492,944
941	Rentals		128,064
980	Non Capital Assets		3,155
	Total Uses		**$ 6,129,739**
	TOTAL FUND SOURCES AND USES	**$ 43,777,949**	**$ 43,777,949**

(1) The Department of Health, Human and Veteran Services shall provide a report on how the funds were utilized and spent from the MDHHS Local Community Stabilization Authority comparing the results from FY 18-19 to FY 19-20. This report shall be submitted to the Committee on Health and Human Services no later than December 1, 2020. The report needs to be formally submitted through SciQuest/TCM.

SECTION 5. There is appropriated for the fiscal year ending September 30, 2021, from the following revenue sources and uses for the HHS - Nutrition Fund

Account		Appropriation Sources:	Appropriation Uses:
	Health/Environmental Programs		
501	Federal Grants and Contracts	$ 2,165,763	
539	State Grants and Contracts	1,062,361	
600	Charges, Fees, and Fines	378,000	
671	Other Revenue	50,000	
699	Operating Transfers In	785,678	
	Total Sources	**$ 4,441,802**	
701	Personnel		$ 793,218
714	Fringe Benefits		98,105
725	Pension		81,960
726	Materials and Supplies		334,100
800	Services and Contractual Serv		2,857,551
860	Travel		126,000
862	Operating Expenses		14,868
941	Rentals		36,000
950	Other Charges		100,000
	Total Uses		**$ 4,441,802**
	TOTAL FUND SOURCES AND USES	**$ 4,441,802**	**$ 4,441,802**

SECTION 6. There is appropriated for the fiscal year ending September 30, 2021, from the following revenue sources and uses for the Rouge Demonstration Grants Fund

	Health/Environmental Programs		
501	Federal Grants and Contracts	$ 2,850,000	
580	Local Grants and Contracts	20,000	
600	Charges, Fees, and Fines	1,265,600	
	Total Sources	**$ 4,135,600**	
701	Personnel		$ 579,969
714	Fringe Benefits		192,938
725	Pension		151,983
726	Materials and Supplies		16,600
800	Services and Contractual Serv		3,076,584
860	Travel		7,900
862	Operating Expenses		21,126
941	Rentals		73,000
970	Capital		2,500
980	Non Capital Assets		13,000
	Total Uses		**$ 4,135,600**
	TOTAL FUND SOURCES AND USES	**$ 4,135,600**	**$ 4,135,600**

SECTION 7. There is appropriated for the fiscal year ending September 30, 2021, from the following revenue sources and uses for the Environmental Program Fund

	Environmental Programs		
600	Charges, Fees, and Fines	$ 3,055,200	
664	Interest Income	200,000	
	Total Sources	**$ 3,255,200**	

Account		Appropriation Sources:	Appropriation Uses:
701	Personnel		$ 717,219
714	Fringe Benefits		226,189
725	Pension		187,321
726	Materials and Supplies		18,900
800	Services and Contractual Serv		1,973,974
860	Travel		38,500
862	Operating Expenses		20,097
941	Rentals		60,000
970	Capital		1,000
980	Non Capital Assets		12,000
	Total Uses		**$ 3,255,200**
	TOTAL FUND SOURCES AND USES	**$ 3,255,200**	**$ 3,255,200**

SECTION 8. There is appropriated for the fiscal year ending September 30, 2021, from the following revenue sources and uses for the Stadium & Land Development Fund

	Tourist Taxes		
401	Taxes	$ 10,454,375	
664	Interest Income	5,400	
	Total Sources	**$ 10,459,775**	
800	Services and Contractual Serv		$ 178,635
941	Rentals		10,278,140
950	Other Charges		3,000
	Total Uses		**$ 10,459,775**
	TOTAL FUND SOURCES AND USES	**$ 10,459,775**	**$ 10,459,775**

SECTION 9. There is appropriated for the fiscal year ending September 30, 2021, from the following revenue sources and uses for the Community & Economic Development Fund

	Home Administration		
501	Federal Grants and Contracts	$ 129,744	
	Total Sources	**$ 129,744**	
701	Personnel		$ 79,878
714	Fringe Benefits		25,917
725	Pension		21,365
860	Travel		500
862	Operating Expenses		538
941	Rentals		1,546
	Total Uses		**$ 129,744**
	Home Programs		
501	Federal Grants and Contracts	$ 11,817,772	
	Total Sources	**$ 11,817,772**	
950	Other Charges		$ 11,817,772
	Total Uses		**$ 11,817,772**
	TOTAL FUND SOURCES AND USES	**$ 11,947,516**	**$ 11,947,516**

(1) The Economic Development Department shall maintain a program to encourage a significant expansion of building trades apprenticeships within Wayne County public and private employment sponsors.

(2) The Economic Development Department shall make maximum efforts to communicate information about the housing rehabilitation program directly with community development corporations and associated non-profit organizations throughout Wayne County.

(3) The Economic Development Department shall provide a report on the efforts of the housing rehabilitation program comparing the results from FY 17-18 to FY 18-19 to FY 19-20. The report should be listed by communities and also provide the funding contributions by communities. This report shall be submitted to the Committee on Economic Development no later than November 1, 2020. The report needs to be formally submitted through SciQuest/TCM.

SECTION 10. There is appropriated for the fiscal year ending September 30, 2021, from the following revenue sources and uses for the Michigan Indigent Defense Commission Fund

Account		Appropriation Sources:	Appropriation Uses:
	Third Circuit Court		
539	State Grants and Contracts	$ 17,274,964	
600	Charges, Fees, and Fines	25,000	
699	Operating Transfers In	7,611,175	
	Total Sources	**$ 24,911,139**	
800	Services and Contractual Serv		$ 24,251,728
860	Travel		104,400
950	Other Charges		430,261
980	Non Capital Assets		124,750
	Total Uses		**$ 24,911,139**
	TOTAL FUND SOURCES AND USES	**$ 24,911,139**	**$ 24,911,139**

SECTION 11. There is appropriated for the fiscal year ending September 30, 2021, from the following revenue sources and uses for the Drug Enforcement Program Fund

	Sheriff - Drug Enforcement		
600	Charges, Fees, and Fines	$ 882,000	
	Total Sources	**$ 882,000**	
701	Personnel		$ 277,069
714	Fringe Benefits		66,277
725	Pension		69,557
726	Materials and Supplies		31,625
800	Services and Contractual Serv		210,716
860	Travel		2,085
862	Operating Expenses		88,185
950	Other Charges		136,486
	Total Uses		**$ 882,000**
	TOTAL FUND SOURCES AND USES	**$ 882,000**	**$ 882,000**

SECTION 12. There is appropriated for the fiscal year ending September 30, 2021, from the following revenue sources and uses for the Law Enforcement Fund

	Sheriff Field Services		
600	Charges, Fees, and Fines	$ 2,404,008	
695	Other Financing	$ 176,525	
	Total Sources	**$ 2,580,533**	
701	Personnel		$ 1,021,693
714	Fringe Benefits		304,228
725	Pension		264,544
726	Materials and Supplies		46,800
800	Services and Contractual Serv		223,378
860	Travel		42,925
862	Operating Expenses		54,665
950	Other Charges		466,800
970	Capital		49,000
980	Non Capital Assets		106,500
	Total Uses		**$ 2,580,533**

Account		Appropriation Sources:	Appropriation Uses:
	Sheriff - Grants		
501	Federal Grants and Contracts	$ 1,270,861	
695	Other Financing	4,005,561	
	Total Sources	**$ 5,276,422**	
701	Personnel		$ 82,000
714	Fringe Benefits		28,287
725	Pension		25,325
862	Operating Expenses		756
950	Other Charges		5,140,054
	Total Uses		**$ 5,276,422**
	Sheriff Training		
539	State Grants and Contracts	$ 120,000	
600	Charges, Fees, and Fines	151,189	
	Total Sources	**$ 271,189**	
800	Services and Contractual Serv		$ 7,396
860	Travel		25,000
950	Other Charges		238,793
	Total Uses		**$ 271,189**
	TOTAL FUND SOURCES AND USES	**$ 8,128,144**	**$ 8,128,144**

SECTION 13. There is appropriated for the fiscal year ending September 30, 2021, from the following revenue sources and uses for the Community Development Block Grant Fund

	CDBG Administration		
501	Federal Grants and Contracts	$ 1,367,002	
	Total Sources	**$ 1,367,002**	
701	Personnel		$ 343,029
714	Fringe Benefits		112,393
725	Pension		92,795
726	Materials and Supplies		25,000
800	Services and Contractual Serv		500,000
860	Travel		25,800
862	Operating Expenses		9,851
941	Rentals		51,000
950	Other Charges		197,134
980	Non Capital Assets		10,000
	Total Uses		**$ 1,367,002**
	CDBG Projects		
501	Federal Grants and Contracts	$ 13,198,292	
	Total Sources	**$ 13,198,292**	
701	Personnel		$ 24,883
714	Fringe Benefits		8,076
725	Pension		6,656
862	Operating Expenses		174
950	Other Charges		13,158,503
	Total Uses		**$ 13,198,292**
	CDBG - HUD Loans		
501	Federal Grants and Contracts	$ 1,598,465	
600	Charges, Fees, and Fines	191,678	
	Total Sources	**$ 1,790,143**	

Account		Appropriation Sources:	Appropriation Uses:
800	Services and Contractual Serv		$ 1,800
941	Rentals		37,055
950	Other Charges		1,751,288
	Total Uses		**$ 1,790,143**
	TOTAL FUND SOURCES AND USES	**$ 16,355,437**	**$ 16,355,437**

SECTION 14. There is appropriated for the fiscal year ending September 30, 2021, from the following revenue sources and uses for the Community Corrections Fund

	Community Corrections		
539	State Grants and Contracts	$ 2,667,684	
699	Operating Transfers In	$ 82,592	
	Total Sources	**$ 2,750,276**	
701	Personnel		$ 671,256
714	Fringe Benefits		195,845
725	Pension		143,483
800	Services and Contractual Serv		1,736,080
862	Operating Expenses		3,612
	Total Uses		**$ 2,750,276**
	Violent Crimes Joint Task Force		
699	Operating Transfers In	$ 1,924,526	
	Total Sources	**$ 1,924,526**	
701	Personnel		$ 1,176,399
714	Fringe Benefits		365,138
725	Pension		301,148
726	Materials and Supplies		38,600
800	Services and Contractual Serv		29,012
862	Operating Expenses		14,229
	Total Uses		**$ 1,924,526**
	TOTAL FUND SOURCES AND USES	**$ 4,674,802**	**$ 4,674,802**

(1) The Department of Health, Human and Veterans Services shall provide a detailed status report, by community, on the operations/activities of the Violent Crimes Joint Task Force for FY 20-21. The reports should be submitted no later than February 1, 2021 and July 1, 2021 to the Committee on Public Safety, Judiciary and Homeland Security. The report needs to be formally submitted through SciQuest/TCM.

(2) The Department of Health, Human and Veterans Services shall provide a detailed status report, by community, on the operations/activities of the Violent Crimes Joint Task Force for FY 19-20. The reports should be submitted no later than November 1, 2020 to the Committee on Public Safety, Judiciary and Homeland Security. The report needs to be formally submitted through SciQuest/TCM.

SECTION 15. There is appropriated for the fiscal year ending September 30, 2021, from the following revenue sources and uses for the Victim Witness Program Fund

	Prosecuting Attorney		
501	Federal Grants and Contracts	$ 799,177	
539	State Grants and Contracts	1,206,134	
699	Operating Transfers In	310,571	
	Total Sources	**$ 2,315,882**	
701	Personnel		$ 1,148,261
714	Fringe Benefits		352,742
725	Pension		297,368
726	Materials and Supplies		25,230

Account		Appropriation Sources:	Appropriation Uses:
800	Services and Contractual Serv		452,675
860	Travel		29,100
862	Operating Expenses		10,506
	Total Uses		**$ 2,315,882**
	TOTAL FUND SOURCES AND USES	**$ 2,315,882**	**$ 2,315,882**

SECTION 16. There is appropriated for the fiscal year ending September 30, 2021, from the following revenue sources and uses for the Juvenile Justice Abuse/Neglect Fund

	Other Third Circuit Court Programs		
539	State Grants and Contracts	$ 1,840,004	
580	Local Grants and Contracts	1,980,242	
600	Charges, Fees, and Fines	88,000	
699	Operating Transfers In	319,087	
	Total Sources	**$ 4,227,333**	
701	Personnel		$ 2,008,032
714	Fringe Benefits		627,681
725	Pension		536,260
726	Materials and Supplies		58,275
800	Services and Contractual Serv		639,027
860	Travel		89,192
862	Operating Expenses		196,120
941	Rentals		15,108
950	Other Charges		54,638
980	Non Capital Assets		3,000
	Total Uses		**$ 4,227,333**
	Prosecuting Attorney		
539	State Grants and Contracts	$ 308,981	
	Total Sources	**$ 308,981**	
701	Personnel		$ 178,837
714	Fringe Benefits		56,846
725	Pension		43,531
726	Materials and Supplies		13,081
800	Services and Contractual Serv		3,000
860	Travel		11,968
862	Operating Expenses		1,718
	Total Uses		**$ 308,981**
	Juvenile Justice Programs		
501	Federal Grants and Contracts	$ 500,000	
539	State Grants and Contracts	54,160,828	
580	Local Grants and Contracts	2,732,530	
600	Charges, Fees, and Fines	2,975,000	
699	Operating Transfers In	44,062,572	
	Total Sources	**$ 104,430,930**	
701	Personnel		$ 10,060,788
714	Fringe Benefits		2,444,643
725	Pension		2,450,052
726	Materials and Supplies		721,541
800	Services and Contractual Serv		88,534,434
860	Travel		6,124
862	Operating Expenses		120,348
941	Rentals		49,000
950	Other Charges		44,000
	Total Uses		**$ 104,430,930**

Account		Appropriation Sources:	Appropriation Uses:
	Juvenile - State Wards		
699	Operating Transfers In	$ 3,720,003	
	Total Sources	**$ 3,720,003**	
800	Services and Contractual Serv		$ 3,720,003
	Total Uses		**$ 3,720,003**
	Abuse & Neglect Program		
539	State Grants and Contracts	$ 9,932,776	
600	Charges, Fees, and Fines	150,000	
699	Operating Transfers In	8,113,181	
	Total Sources	**$ 18,195,957**	
800	Services and Contractual Serv		$ 18,195,957
	Total Uses		**$ 18,195,957**
	TOTAL FUND SOURCES AND USES	**$ 130,883,204**	**$ 130,883,204**

(1) The Department of Health, Human and Veterans Services shall provide the annual Juvenile Justice report submitted to the State of Michigan. The report should be submitted no later than March 1, 2021 to the Committee on Health and Human Services. The report needs to be formally submitted through SciQuest/TCM.

SECTION 17. There is appropriated for the fiscal year ending September 30, 2021, from the following revenue sources and uses for the Soldiers and Sailors Relief Fund

	Veterans Affairs		
401	Taxes	$ 1,507,445	
695	Other Financing	483,804	
	Total Sources	**$ 1,991,249**	
701	Personnel		$ 229,393
714	Fringe Benefits		74,517
725	Pension		60,660
726	Materials and Supplies		6,500
800	Services and Contractual Serv		1,568,699
860	Travel		7,000
862	Operating Expenses		6,950
941	Rentals		28,530
970	Capital		4,000
980	Non Capital Assets		5,000
	Total Uses		**$ 1,991,249**
	TOTAL FUND SOURCES AND USES	**$ 1,991,249**	**$ 1,991,249**

(1) The Department of Health, Human and Veterans Services shall submit a detailed report, by community, on the use of the Soldiers and Sailors Relief Fund balance through FY 19-20. The report should provide a breakdown of what the funds were used and allocated for. This report shall be submitted to the Committee on Health and Human Services no later than November 1, 2020.The report needs to be formally submitted through SciQuest/TCM.

SECTION 18. There is appropriated for the fiscal year ending September 30, 2021, from the following revenue sources and uses for the Veterans Trust Fund

	Veterans Affairs		
539	State Grants and Contracts	$ 30,000	
	Total Sources	**$ 30,000**	
800	Services and Contractual Serv		$ 30,000
	Total Uses		**$ 30,000**
	TOTAL FUND SOURCES AND USES	**$ 30,000**	**$ 30,000**

SECTION 19. There is appropriated for the fiscal year ending September 30, 2021, from the following revenue sources and uses for the Youth Services Fund

Account		Appropriation Sources:	Appropriation Uses:
	Youth Services		
401	Taxes	$ 3,909,189	
	Total Sources	**$ 3,909,189**	
800	Services and Contractual Serv		$ 243,498
999	Operating Transfers Out		3,665,691
	Total Uses		**$ 3,909,189**
	TOTAL FUND SOURCES AND USES	**$ 3,909,189**	**$ 3,909,189**

(1) The Department of Health, Human and Veterans Services shall provide a detailed report for the Youth Assistance Program (YAP) yearly outcome report with description comparing the results from FY 18-19 to FY 19-20. The department shall report to the Committee on Health and Human Services no later than November 1, 2020. The report needs to be submitted through SciQuest/TCM and address the following along with other yearly results:

(a) How successful are the youth programs?
(b) How many youths are in each program?
(c) What is the success rate of keeping the youth out of the juvenile system/courts?
(d) Provide a list of each program and the amounts allocated to each.

SECTION 20. There is appropriated for the fiscal year ending September 30, 2021, from the following revenue sources and uses for the Covid 19 Fund

	Covid 19		
501	Federal Grants and Contracts	$ 38,079,930	
539	State Grants and Contracts	7,350,000	
699	Operating Transfers In	31,747,343	
	Total Sources	**$ 77,177,273**	
701	Personnel		$ 17,397,856
714	Fringe Benefits		6,373,289
725	Pension		5,532,483
726	Materials and Supplies		687,998
800	Services and Contractual Serv		4,715,036
862	Operating Expenses		68,824
950	Other Charges		42,310,787
980	Non Capital Assets		91,000
	Total Uses		**$ 77,177,273**
	TOTAL FUND SOURCES AND USES	**$ 77,177,273**	**$ 77,177,273**

SECTION 21. There is appropriated for the fiscal year ending September 30, 2021, from the following revenue sources and uses for the General Debt Service Fund

	Debt Services		
670	Rents and Expense Recoveries	$ 5,587,980	
699	Operating Transfers In	1,817,500	
	Total Sources	**$ 7,405,480**	
990	Debt Service		$ 6,905,480
999	Operating Transfers Out		500,000
	Total Uses		**$ 7,405,480**
	TOTAL FUND SOURCES AND USES	**$ 7,405,480**	**$ 7,405,480**

SECTION 22. There is appropriated for the fiscal year ending September 30, 2021, from the following revenue sources and uses for the 2018A Jail Debt Service Fund

Account		Appropriation Sources:	Appropriation Uses:
	Debt Services		
699	Operating Transfers In	$ 13,590,650	
	Total Sources	**$ 13,590,650**	
990	Debt Service		$ 13,590,650
	Total Uses		**$ 13,590,650**
	TOTAL FUND SOURCES AND USES	**$ 13,590,650**	**$ 13,590,650**

SECTION 23. There is appropriated for the fiscal year ending September 30, 2021, from the following revenue sources and uses for the Debt Service-Down River Community Fund

	Debt Services		
580	Local Grants and Contracts	$ 1,251,075	
	Total Sources	**$ 1,251,075**	
990	Debt Service		$ 1,251,075
	Total Uses		**$ 1,251,075**
	TOTAL FUND SOURCES AND USES	**$ 1,251,075**	**$ 1,251,075**

SECTION 24. There is appropriated for the fiscal year ending September 30, 2021, from the following revenue sources and uses for the Capital Projects Fund

	Capital Programs		
699	Operating Transfers In	$ 5,000,000	
	Total Sources	**$ 5,000,000**	
970	Capital		$ 5,000,000
	Total Uses		**$ 5,000,000**
	TOTAL FUND SOURCES AND USES	**$ 5,000,000**	**$ 5,000,000**

SECTION 25. There is appropriated for the fiscal year ending September 30, 2021, from the following revenue sources and uses for the 2018A Jail Center Construction Fund

	Criminal Justice Center Construction		
695	Other Financing	$ 155,228,700	
699	Operating Transfers In	750,000	
	Total Sources	**$ 155,978,700**	
800	Services and Contractual Serv		$ 250,000
950	Other Charges		375,000
970	Capital		155,353,700
	Total Uses		**$ 155,978,700**
	TOTAL FUND SOURCES AND USES	**$ 155,978,700**	**$ 155,978,700**

SECTION 26. There is appropriated for the fiscal year ending September 30, 2021, from the following revenue sources and uses for the Enterprise, Internal Service and Special Assessment Funds

	Delinquent Tax Unpledged Fund		
401	Taxes	$ 5,070,000	
664	Interest Income	170,800	

Account		Appropriation Sources:	Appropriation Uses:
695	Other Financing	28,749,449	
	Total Sources	**$ 33,990,249**	
800	Services and Contractual Serv		$ 3,015,249
862	Operating Expenses		111,200
968	Depreciation		19,788
970	Capital		327,012
980	Non Capital Assets		17,000
999	Operating Transfers Out		30,500,000
	Total Uses		**$ 33,990,249**
	Property Tax Forfeiture Fund		
600	Charges, Fees, and Fines	$ 11,200,000	
	Total Sources	**$ 11,200,000**	
701	Personnel		$ 2,109,100
714	Fringe Benefits		550,948
725	Pension		437,734
726	Materials and Supplies		122,000
800	Services and Contractual Serv		7,116,409
860	Travel		11,000
862	Operating Expenses		220,109
941	Rentals		304,500
968	Depreciation		11,400
970	Capital		299,300
980	Non Capital Assets		17,500
	Total Uses		**$ 11,200,000**
	Delinquent Tax Revolving - 2018 Fund		
401	Taxes	$ 2,262,500	
450	Licenses and Permits	495,000	
664	Interest Income	16,500	
695	Other Financing	8,057,333	
	Total Sources	**$ 10,831,333**	
726	Materials and Supplies		$ 395,000
800	Services and Contractual Serv		7,586,333
862	Operating Expenses		1,200,000
990	Debt Service		1,650,000
	Total Uses		**$ 10,831,333**
	Delinquent Tax Revolving - 2019 Fund		
401	Taxes	$ 8,115,000	
664	Interest Income	27,500	
695	Other Financing	(4,252,500)	
	Total Sources	**$ 3,890,000**	
726	Materials and Supplies		$ 790,000
990	Debt Service		3,100,000
	Total Uses		**$ 3,890,000**
	Delinquent Tax Revolving - 2021 Fund		
401	Taxes	$ 5,000,000	
664	Interest Income	50,000	
	Total Sources	**$ 5,050,000**	
726	Materials and Supplies		$ 790,000
800	Services and Contractual Serv		2,060,000

Account		Appropriation Sources:	Appropriation Uses:
990	Debt Service		2,200,000
	Total Uses		**$ 5,050,000**
	Jail Commissary Fund		
600	Charges, Fees, and Fines	$ 2,158,558	
695	Other Financing	327,900	
	Total Sources	**$ 2,486,458**	
701	Personnel		$ 532,592
714	Fringe Benefits		189,588
725	Pension		151,592
726	Materials and Supplies		149,000
800	Services and Contractual Serv		195,973
860	Travel		1,894
862	Operating Expenses		5,730
950	Other Charges		204,914
999	Operating Transfers Out		1,055,175
	Total Uses		**$ 2,486,458**
	CSO Basins Fund		
580	Local Grants and Contracts	$ 55,209	
600	Charges, Fees, and Fines	3,304,854	
695	Other Financing	732,210	
	Total Sources	**$ 4,092,273**	
726	Materials and Supplies		$ 123,900
800	Services and Contractual Serv		3,452,264
862	Operating Expenses		443,900
941	Rentals		17,000
990	Debt Service		55,209
	Total Uses		**$ 4,092,273**
	Rouge Valley Sewage System Fund		
580	Local Grants and Contracts	$ 937,136	
600	Charges, Fees, and Fines	60,936,146	
664	Interest Income	80,000	
	Total Sources	**$ 61,953,282**	
726	Materials and Supplies		$ 19,100
800	Services and Contractual Serv		59,722,376
862	Operating Expenses		92,500
941	Rentals		10,000
968	Depreciation		2,600,000
970	Capital		(1,422,830)
990	Debt Service		932,136
	Total Uses		**$ 61,953,282**
	Buildings & Ground Maintenance Fund		
600	Charges, Fees, and Fines	$ 13,005,800	
670	Rents and Expense Recoveries	321,000	
	Total Sources	**$ 13,326,800**	
701	Personnel		$ 4,225,807
714	Fringe Benefits		1,353,107
725	Pension		1,067,025
726	Materials and Supplies		640,309
800	Services and Contractual Serv		2,038,199
860	Travel		27,500
862	Operating Expenses		3,267,604
941	Rentals		378,693

Account		Appropriation Sources:	Appropriation Uses:
950	Other Charges		328,556
	Total Uses		**$ 13,326,800**
	Central Services Fund - Information Services & Technology		
600	Charges, Fees, and Fines	$ 17,477,700	
	Total Sources	**$ 17,477,700**	
701	Personnel		$ 4,041,150
714	Fringe Benefits		1,328,445
725	Pension		1,045,052
726	Materials and Supplies		6,600
800	Services and Contractual Serv		4,773,839
860	Travel		31,700
862	Operating Expenses		387,833
941	Rentals		2,212,547
950	Other Charges		532,227
968	Depreciation		15,117
980	Non Capital Assets		3,103,190
	Total Uses		**$ 17,477,700**
	Department of Environment Fund		
600	Charges, Fees, and Fines	$ 3,966,224	
664	Interest Income	10,000	
670	Rents and Expense Recoveries	80,026	
	Total Sources	**$ 4,056,250**	
701	Personnel		$ 1,754,459
714	Fringe Benefits		564,078
725	Pension		459,718
726	Materials and Supplies		27,100
800	Services and Contractual Serv		1,041,357
860	Travel		5,000
862	Operating Expenses		22,041
941	Rentals		163,439
968	Depreciation		17,858
980	Non Capital Assets		1,200
	Total Uses		**$ 4,056,250**
	Long Term Disability Fund		
600	Charges, Fees, and Fines	$ 1,275,412	
	Total Sources	**$ 1,275,412**	
800	Services and Contractual Serv		$ 101,836
862	Operating Expenses		1,138,576
950	Other Charges		35,000
	Total Uses		**$ 1,275,412**
	Health Insurance Fund		
595	Employee Contribution - Retir	$ 4,500	
600	Charges, Fees, and Fines	59,233,045	
	Total Sources	**$ 59,237,545**	
800	Services and Contractual Serv		$ 415,941
862	Operating Expenses		58,628,504
950	Other Charges		193,100
	Total Uses		**$ 59,237,545**
	Workers Compensation/Self Insurance Fund		
600	Charges, Fees, and Fines	$ 2,385,180	

Account		Appropriation Sources:	Appropriation Uses:
695	Other Financing	690,911	
	Total Sources	**$ 3,076,091**	
800	Services and Contractual Serv		$ 517,197
862	Operating Expenses		2,558,894
	Total Uses		**$ 3,076,091**
	General Liability Fund		
600	Charges, Fees, and Fines	$ 2,009,283	
695	Other Financing	623,203	
	Total Sources	**$ 2,632,486**	
800	Services and Contractual Serv		$ 256,502
862	Operating Expenses		2,375,984
	Total Uses		**$ 2,632,486**
	Retirement System Fund		
597	Interest and Dividends	$ 7,626,900	
	Total Sources	**$ 7,626,900**	
701	Personnel		$ 1,602,712
714	Fringe Benefits		484,432
725	Pension		398,767
726	Materials and Supplies		122,500
800	Services and Contractual Serv		4,550,233
860	Travel		98,000
862	Operating Expenses		71,362
941	Rentals		246,000
950	Other Charges		42,894
980	Non Capital Assets		10,000
	Total Uses		**$ 7,626,900**
	DPS - Drain Maintenance Fund		
401	Taxes	$ 978,185	
580	Local Grants and Contracts	140,220	
600	Charges, Fees, and Fines	200,000	
664	Interest Income	1,000	
	Total Sources	**$ 1,319,405**	
726	Materials and Supplies		$ 9,000
800	Services and Contractual Serv		348,452
862	Operating Expenses		292,000
990	Debt Service		669,953
	Total Uses		**$ 1,319,405**
	TOTAL FUNDS SOURCES AND USES	**$ 243,522,184**	**$ 243,522,184**

(1) The Department of Information Technology shall provide a detailed breakdown report comparing the results from FY 18-19 to FY 19-20 for technology contracts. The report should include the contractor and the amount. The department shall report to the Committee on Government Operations no later than December 1, 2020. The report needs to be formally submitted through SciQuest/TCM.

(2) The Department of Information Technology shall provide a detailed report regarding the County's Tech Refresh Initiative. This report should include the current implemented Tech Refreshes, the projected completion timeline and the total cost of the Initiative. The department shall report to the Committee on Government Operations no later than December 1, 2020 and June 1, 2021. The report needs to be formally submitted through SciQuest/TCM.

SECTION 27. There is appropriated for the fiscal year ending September 30, 2021, from the following revenue sources and uses for the Circuit Court Capital, Circuit Court & Friend of the Court Funds

Account		Appropriation Sources:	Appropriation Uses:
	Third Circuit Court Capital Projects Fund		
695	Other Financing	$ 1,100,000	
	Total Sources	**$ 1,100,000**	
970	Capital		$ 1,100,000
	Total Uses		**$ 1,100,000**
	Third Circuit Court General Fund Operations		
501	Federal Grants and Contracts	$ 1,800,000	
539	State Grants and Contracts	3,673,244	
600	Charges, Fees, and Fines	2,943,720	
695	Other Financing	1,063,555	
699	Operating Transfers In	68,807,837	
	Total Sources	**$ 78,288,356**	
	Total Uses		**$ 78,288,356**
	Circuit Court Fund - Other Circuit Court Programs		
501	Federal Grants and Contracts	$ 740,914	
539	State Grants and Contracts	1,049,211	
600	Charges, Fees, and Fines	135,000	
671	Other Revenue	30,000	
	Total Sources	**$ 1,955,125**	
	Total Uses		**$ 1,955,125**
	Friend of the Court Fund		
501	Federal Grants and Contracts	$ 21,286,733	
539	State Grants and Contracts	1,782,700	
600	Charges, Fees, and Fines	2,318,500	
671	Other Revenue	600,000	
695	Other Financing	900,000	
699	Operating Transfers In	6,627,397	
	Total Sources	**$ 33,515,330**	
	Total Uses		**$ 33,515,330**
	TOTAL FUNDS SOURCES AND USES	**$ 114,858,811**	**$ 114,858,811**

(1) To the extent of a shortfall in third party revenues in FY 2020-2021 to support the appropriation for Third Circuit's expenditures from Part A of Fund 835, the Third Circuit shall propose a budget adjustment through Management and Budget to appropriate any unrestricted fund balance from a prior fiscal year from Part A that were retained by the Third Circuit to offset the shortfall, with the unrestricted balance from the earliest year to be used first. If this amount is insufficient to fund the shortfall in third party revenues during the 2020-2021 fiscal year, then the Third Circuit Court shall propose a budget adjustment through Management and Budget to appropriate for the purpose of replacing any reduction in third party revenues from the level of the last fiscal year from the Third Circuit Court Budget Stabilization Fund (Fund 833).

(2) To the extent there exists any unrestricted balance of County appropriations in excess of expenditures from Part A of Fund 835 that were appropriated to meet the County's General Fund General Purpose funding obligation for the 2019-20 fiscal year, that unrestricted balance is allocated and applied, as necessary, to the appropriate funds established by and in accordance with the terms of Article 2.A.2(c) of the Agreement Between the County of Wayne and the Third Circuit Court of Michigan dated February 4, 2016 (the "Court Funding Agreement"). Expenditures from these funds shall be made upon appropriation by the County in accordance with the Court Funding Agreement.

SECTION 28. There is appropriated for the fiscal year ending September 30, 2021, from the following revenue sources and uses for the Probate Capital & Probate Court Funds

Account	Probate Court	Appropriation Sources:	Appropriation Uses:
539	State Grants and Contracts	$ 1,293,902	
600	Charges, Fees, and Fines	920,000	
695	Other Financing	35,339	
699	Operating Transfers In	7,491,958	
	Total Sources	**$ 9,741,199**	
701	Personnel		$ 4,343,329
714	Fringe Benefits		1,186,406
725	Pension		894,336
726	Materials and Supplies		143,945
800	Services and Contractual Serv		2,217,519
860	Travel		52,000
862	Operating Expenses		233,300
941	Rentals		514,188
950	Other Charges		22,037
980	Non Capital Assets		134,139
	Total Uses		**$ 9,741,199**
	TOTAL FUNDS SOURCES AND USES	**$ 9,741,199**	**$ 9,741,199**
	TOTAL 2021 APPROPRIATED SOURCES and USES	**$ 1,655,810,185**	**$ 1,655,810,185**

SECTION 29. Statement of Expenditures by Object
Attached hereto as Appendix I

SECTION 30. Statement of Estimated Revenue
Attached hereto as Appendix II

SECTION 31. Statement of Estimated Expenditures
Attached hereto as Appendix III

SECTION 32. Report of Special Funds
Attached hereto as Appendix II & III

SECTION 33. Five-Year Projection
Attached hereto as Appendix IV

SECTION 34. Debt Service Statement
Attached hereto as Appendix V

SECTION 35. Statement of Surplus or Deficit
Attached hereto as Appendix VI

SECTION 36. Capital Outlay Statement
Attached hereto as Appendix VII

SECTION 37. Basis of Appropriation: General Budget Execution Instructions

(A) The Wayne County Commission finds that the appropriations contained in Sections 1-28, for fiscal year 2020-2021 are the most cost effective, reasonable and serviceable means of achieving the objectives authorized by this ordinance as of the date of its adoption. The approved expenditure appropriation, plus the Allotment Plan, comprises the standard against which any proposed deviation is to be compared and justified.

(B) The appropriation fixes the absolute ceiling on authorized spending.

(C) The Chief Financial Officer (CFO) of Wayne County is hereby authorized, but not required, at the close of each fiscal year, to transfer into the Budget Stabilization Fund 50% of any excess actual revenue over actual expenditures in that fiscal year. However, in no event shall the amount in the Budget Stabilization Fund exceed 15% of the most recent adopted General Fund budget, or 15% of the average of the five most recent General Fund budgets, as amended, whichever is less. It is the intent of the County Commission that after satisfying the requirements of any existing deficit elimination plan, that the CFO make optimum efforts to deposit as much as is feasible into the Budget Stabilization Fund in Fiscal Year 2020-2021 to guard against unforeseen emergencies and to protect the County's credit ratings.

SECTION 38. Posting Standard and Reporting Requirements

(A) The Chief Financial Officer (CFO) shall assure that all revenue and expenditure accounts are maintained in conformity with the Uniform Budgeting and Accounting Act and that each expenditure or receipt made pursuant to the authority of this ordinance is posted to those accounts 21 calendar days after transaction occurs.

(B) The CFO shall provide to the Wayne County Commission within 45 calendar days after the end of each fiscal year quarter, a financial report of revenues received and expenditures made, which corresponds to the level of account detail as set forth in the Chief Executive Officer's Comprehensive Executive Budget for FY 2020-2021.

(C) The CFO shall require the Department of Public Services to develop a supplement to the five-year capital outlay plan which provides a ten-year forecast and financing strategy for maintaining the County's more enduring major infrastructure.

SECTION 39. Constraints on Authorized Spending

(A) The CEO shall have no general power to impound funds appropriated under this Ordinance.

(B) A certification of a reduction in revenue or a certification of an overrun in expenditures shall automatically take effect if the County Commission has not either approved the certification or has not approved an amendment in substitution for the proposed curb on spending in 30 days. Expenditures shall not be frozen or curtailed, however, because of and while certification of revenue increase is pending action.

(C) The CEO may reduce the personnel levels of a department after having provided him or her with a certification of a reduction in revenue or an overrun in expenditures, based upon the scheduled budget allocation, and after having requested from him or her a list of the reduction in personnel in his or her department needed to implement the reduction, if 30 calendar days pass without a complying response from the department head.

SECTION 40. Compliance Requirements

(A) This Appropriations Ordinance states the comprehensive budget for the County. All expenditures and disbursements pursuant to this Appropriation Ordinance shall be made in conformity with Wayne County Charter and the rules, regulations, resolutions, or ordinances adopted by the Commission in accordance with the Wayne County Charter and Public Act 2 of 1968 and 621 of 1978, as amended and other laws, rules, and regulations having controlling effect on the implementation of this Ordinance.

(B) All County agencies, including but not limited to departments headed by an appointed or elected official, shall exercise their powers and duties within authorized and allotted appropriations consistent with the approved Fiscal Year 2020-2021 budget.

(C) All county agencies, including, but not limited to, departments headed by an appointed or elected official, shall include in its annual budget request a list of all of the services provided by the agency. The list shall identify which services are mandated, which services are discretionary, and the legal authority for all mandated services. The list shall be prioritized by ranking of importance, from high to low, based on the priorities of the agency's director or elected official.

SECTION 41. Tax Levy

This Appropriations Ordinance authorizes the levy of a total of 7.8220 mills, 2.1737 mills to be levied against 2020 Taxable Value of all real and tangible personal property within Wayne County and 5.6483 mills against the total 2021 Wayne County Taxable value (subject to Article 9, Section 3 of the Michigan Constitution). The total anticipated ad valorem tax levy is projected to be $330.20 million. The adjusted property tax revenue estimate of $279.67 million consists of $265.10 million for the General Fund, $9.18 million for the Parks Fund, $3.89 million for the Youth Services Fund and $1.51 million for the Soldiers and Sailors Relief Fund. The adjusted General Fund property tax estimate when combined with $261.68 million projected to be received from sources other than general property tax results in total anticipated revenue of $526.78 million for the County General Operating Fund.

SECTION 42. Executive Liability Established for Knowingly Exceeding Expenditure Limits

(A) A County elected official, an officer, or an employee of the County shall not: (1) create a debt or incur a financial obligation on behalf of the County unless the debt or obligation is permitted by this Appropriation Ordinance; (2) apply or divert money of the County for purposes inconsistent with those specified in this Appropriations Ordinance; (3) forgive a debt or write-off an account receivable in excess of $7500 per transaction without appropriate authorization of the County Commission; or (4) order nor authorize an expenditure, which shall exceed the amount appropriated, allotted and currently available for that specific purpose under this Appropriation Ordinance.

(B) An elected official, an officer, or an employee of the County who violates this Section 42, with a knowing disregard for the limits established herein, shall be personally liable to the County of Wayne for the public loss which ensues from that order or authorization.

(C) An elected official, an officer, or an employee of the County who is found in violation of this provision shall not be reimbursed for the costs of their legal defense from a claim arising from the duty established by this provision.

(D) The CFO shall develop and implement procedures to detect violations of this Appropriations Ordinance. A person having knowledge of a violation of this Section 42 shall make a report to the Wayne County Prosecuting Attorney, the Chief Financial Officer, the Corporation Counsel, the Legislative Auditor General, and the Michigan Attorney General. A person shall not report a violation to an individual that is suspected of committing or participating in the violation. The State of Michigan may be reimbursed for the costs of a Special Attorney General who is appointed pursuant to the provisions of the Uniform Budgeting and Accounting Act to investigate and prosecute a report of a violation of this provision, if the Wayne County Prosecuting Attorney has first declined to do so.

(E) Any violation of this Appropriations Ordinance by an elected official, an officer, or an employee of the County, disclosed in an audit of the financial records and accounts of the County shall be filled with the state treasurer and reported to the attorney general.

SECTION 43. Policy Regarding Inter-Agency Agreements

All County agencies shall coordinate their programs with those of other allied units of government in order to achieve optimal effectiveness.

SECTION 44. Transfer Authority

(A) Transfers of any unencumbered balance, or any portion thereof, in any appropriation or reserve account to any other appropriation or reserve account may not be made without approval of the County Commission.

(B) The Commission Chairperson may, upon written request by the County Executive, approve transfers which, in his/her judgement, are emergent in nature and would avoid significant disruption of the County services or avoid exposure of employees and/or citizens to dangerous conditions.

SECTION 45. Budget Language Instruction Policy

All County departments, including elected officials, are required to adhere by the instruction set forth in this document.

SECTION 46. Authority to Contract

(A) The Prosecuting Attorney and the Corporation Counsel are authorized to execute contracts to employ Contractual Law interns at a rate of up to $15.00 per hour if appropriated funding is available. These contracts are subject to approval of the Departments of Management and Budget, and Personnel/Human Resources and shall comply with County personnel policies.

(B) All departments, including those headed by an appointed or elected official, shall include in each contract, language that requires the contract to be contingent upon continued appropriation, notwithstanding the revenue source, and that requires the contract to automatically terminate if the appropriation is discontinued. This language is not required if it is prohibited by state or federal grant.

SECTION 47. Transparency

All public data needs to be made available as quickly as possible to preserve the value of the data. Data needs to be available to anyone, with no requirement of registration. Data is not subject to any copyright, patent, trademark or trade secret regulation.

Searchable

- Be able to use specific words or phrases to find what the user is seeking. The database needs a Search field, into which a user can type a phrases.
- Be able to conduct basic or advanced searches for vendors and other recipients of county funds by name based on as much or as little information available.

Budget

- The budget for the current fiscal year and previous years need to be posted online. It needs to be easily accessible for people, and a prominent navigational feature enabling someone to locate the budget should be included on the homepage.
- Graphic features that compare the current budget to past years budgets incorporated to enable people to make sense of trends over time.
- Narrative features incorporated into descriptions of the budget.
    - Ex: If there is a 12% decrease in the current budget from previous year's budget, provide a comparative explanation at the beginning of the summary of the budget.

Checkbook Register

- The amount of each payment over $5, date, and check number, to whom the payment was made - including address and what it is for. There should be budgetary authority for the expenditure and a functional expenditure category. Sources of funds should be listed and links to the relevant contracts under which the payment was made.

Meetings & Agendas

- For all meetings, the time and place of the meeting and whether is open or closed needs to be posted, along with agendas. The minutes of the meetings need to be posted online.

Audits

- Copies of performance and financial audits should be posted on Wayne County's website, as well as routine financial audits and evaluations of the performance of any specific agencies or commissions.

Contracts

- The rules the County abides by when it enters into contracts with outside vendors posted.
- When the County enters into a bidding process for larger contracts, the request for bids should be posted online, and publicly available information about the bids the County received should be keyed to the request.
- Specific contracts the county enters into outside vendors for any amount over $10,000 should be posted.

Lobbying

- If the county enters into a contract with a lobbyist or lobbying firm, full details of this arrangement must be posted and regularly updated on the county's website, including the name of the lobbyist or lobbying firm, the amount paid to the lobbyist or firm, and the legislation that the lobbyist is advocating for on the taxpayer's dime.
- If the county pays dues to belong to any lobbying associations, full details of these arrangements should be included on the county's website, including name of association, the amount paid in dues, and identification of what positions that lobbying association is taking with the money it has received from the county's taxpayers with the dues paid to it by the county.
- If the county gives grants to non-profit organizations, these grants should be disclosed on the county's website with a reason for the grant and information about who in the non-profit organization is responsible for oversight and administration of the funds it has received from the county's taxpayers with a grant from the county.

Local Taxes

- Explain how property taxes are set, how often property assessments are conducted and what other local taxes the County collects.

Access to Government Records and Public Documents

- Show which employees handles the filing of an open records request with their contact information. This should be very easy-to-find location on the website. The procedure to follow for one who wants access to public records should be explained.
- The county website should include an annual rating of its FOIA compliance: How many requests did we receive in a given year, how many did we comply with, the average time required for compliance and reasons for denials. If the County is currently being sued for failure to provide public documents, this information should be included.
- If the County has been ordered by a judge or public records ombudsman to provide documents it refused to produced in response to a public records request, this information should be a permanent record posted on the County's website.

Expenditures

- Clearly show all expenditures over $5.

Elected Officials and Elections

- Names and contact information, including phone numbers and email addresses; their terms of office and date of next election, party affiliation, committee and appointments need to be shown.

Administrative Officials

- Names, titles, contact information, including phone numbers and email addresses, should be posted.

Public Employee Salary

- Users should be able to search for specific employee salary information by position title or employee name.

This ordinance is effective immediately upon adoption.

ADOPTED BY THE WAYNE COUNTY COMMISSION SEPTEMBER 30, 2020.

(2020-35-212, 2020-31-023)

This page intentionally left blank.

Adopted Budget FY 2020-2021
and
Projected FY 2021-2022

WAYNE COUNTY
FINANCIAL ORDINANCES

FINANCIAL ORDINANCES

1. Wayne County Charter – Article V
2. Enrolled Ordinance 2017-775 – Deficit Elimination
3. Enrolled Ordinance 2011-136 – Multi-Year Budget
4. Enrolled Ordinance 2017-728 – Comprehensive Investment policy

ARTICLE V. FINANCE

Sec. 5.111. Financial management principles.

Wayne County shall employ generally accepted principles of accounting, auditing, and reporting, appropriate to local government and as required by law, in the conduct of its financial affairs.

Compiler's comments--Ordinance 94-103 requires that the Chief Financial Officer establish and maintain a Fixed Assets Account Group, consistent with generally accepted principles of accounting.

Ordinance 93-610, places restrictions on the personal use of County vehicles, requires that certain use records be kept, and that certain justification and competitive purchasing procedures be used to acquire those vehicles.

Most of that which is "required by law" is found in the Uniform Budgeting and Accounting Act, being MCl 141.411 etseq., MSA5.3228(1).

Sec. 5.112. Fiscal year.

The fiscal year of the County is established by ordinance.

Compiler's comments--Ordinance 97-537 established a new fiscal year ending on September 30th. December 1, 1997, to September 30, 1998, was established as a ten-month transitional fiscal year.

Sec. 5.113. Independent audit (repealed effective November 30, 1997).

(a) An independent external auditor shall be engaged pursuant to contract by the CEO with the approval of a majority of the Commissioners serving. The auditor shall be a certified public accountant. The term of the contract shall be established by the Commission, but the first term shall be for not less than 3 years and the auditor may not serve more than 8 consecutive years. The contract may be terminated for cause by a majority of the Commissioners serving.

(b) The auditor shall audit annually all funds and property of the County and shall report the extent of compliance with Section 5.111. The audit and report shall be completed within 120 days after the fiscal year. Copies of the audit and report shall be transmitted to the Commissioners, the State Treasurer, and as required by ordinance and shall be available for public inspection.

Compiler's comments--This section is repealed effective November 30,1997, as a result of voter approval of a ballot proposal transferring this function to the legislative Auditor General. See Section 3.119.

Sec. 5.121. Budget preparation and submittal.

The CEO shall prepare and submit a comprehensive budget for the County.

Sec. 5.122. Policy statement.

At least 9 months before the next fiscal year, the CEO shall transmit the budget policy statement to all agencies to be included in the comprehensive budget. This statement shall estimate the revenues available for appropriation in the next fiscal year and include a budget policy statement.

Sec. 5.123. Budget request.

At least 6 months before the next fiscal year, all agencies included in the comprehensive budget shall submit to the CEO their budget requests and other information required by the CEO.

Sec. 5.124. Budget documents and transmittal.

The CEO shall transmit the comprehensive budget for the County's next fiscal year to the County Commissioners at least 120 days before the fiscal year. The comprehensive budget shall contain the budget message, budget document, the proposed appropriation ordinance, and other information required by law or ordinance.

Sec. 5.125. Budget message.

The budget message shall:

(1) Describe the proposed financial policy of the County;

(2) Indicate the important features of the budget, including major changes;

(3) Explain the budget in fiscal and program terms;

(4) Explain the estimates of revenues and proposed expenditures;

(5) Summarize the debt position;

(6) Summarize the fiscal data for the 2 prior fiscal years and the current year for each major category of revenue and expenditure; and

(7) Include estimates of revenue and expenditures for each major category for the next 5 fiscal years.

Sec. 5.126. Budget document.

The budget document shall contain information showing:

(1) Full costs of each agency by division;

(2) Full costs of conducting County functions and operations;

(3) Major program goals and objectives;

(4) Objects of expenditures, including personnel, fringe benefits, pensions, supplies, materials, rent, travel, and equipment by agency;

(5) A statement of estimated revenue (see (a) below);

(6) A report of special funds (see (b) below);

(7) A statement of expenditures (see (c) below);

(8) A debt service statement (see (d) below);

(9) A capital outlay statement (see (f) below);

(10) A statement on pensions and budget stabilization (see (e) below); and

(11) A statement of surplus or deficit (see (g) below).

(a) *Statement of estimated revenue.* The statement of estimated revenue shall include taxes, fees, tolls, special assessments, excises, charges, reimbursements, State grants and contract receipts, federal grants and contract receipts, investment income, all other receipts, and unencumbered balances available for reappropriation. The statement shall include a comparison of estimated revenue by type to revenue by type in the current fiscal year and the prior 2 fiscal years and an explanation of any significant increase or decrease.

(b) *Report of special funds.* The report of special funds shall separately state the revenues and expenditures for the current year and prior 2 fiscal years of funds which can be used only for limited purposes.

(c) *Statement of expenditures.* The statement of expenditures shall include:

(1) An explanation of proposed expenditures in sub-unit detail certified by the CEO and as required by law;

(2) A comparison of actual expenditures for each sub-unit detail in the current and prior 2 fiscal years;

(3) An estimate of projected expenditures for the current and next 3 fiscal years; and

(4) An indication of the amount and type of revenue available for each category of expenditure and expected increases or decreases in those revenues.

(d) *Debt service statement.* The debt service statement shall:

(1) Describe the current status of any indebtedness issued by the County or a County agency;

(2) Describe the present condition of any sinking or debt retirement fund;

(3) Describe interest requirements for the next fiscal year;

(4) Describe any authorization for debt which has not yet been issued;

(5) Contain an accounting of revenue pledged for the retirement of any revenue bonds, including an estimate of those revenues in the current fiscal year and the next 5 fiscal years; and

(6) Include certification by the CEO of the level of appropriations required to meet the debt service requirements of the County for the next fiscal year.

(e) *Pensions and budget stabilization.* The statement of pensions and budget stabilization fund shall contain the certification of the CEO with respect to the level of funding required for pensions under the State Constitution and the level of funding required for the budget stabilization fund.

(f) *Capital outlay.* The capital outlay statement shall:

(1) Provide an informational summary of projected revenues and expenditure for each special purpose capital outlay fund of the County;

(2) State the estimated cost of each project upon completion;

(3) State appropriations to date for the project;

(4) Indicate the estimated annual operating cost for the project and the program utilizing the project, if any;

(5) Indicate the source of operating funding for the project and any program utilizing the project for the current year and the next 3 fiscal years; and

(6) Contain a 5-year forecast of capital outlay needs.

Compiler's comments--Ordinance 96-760 sets forth the requirements of a ten-year capitai improvement plan.

(g) Surplus or deficit. The statement of surplus or deficit shall contain an estimate of the surplus or deficit for the current fiscal year in each fund.

Sec. 5.127. Appropriation ordinance.

The proposed appropriation ordinance shall:

(1) Incorporate the comprehensive budget in detail consistent with the chart of accounts and budget document;

(2) Include appropriate budget execution instructions and establish the transfer and impoundment authority of the CEO; and

(3) Include a statement of revenue by type and fund related to each proposed expenditure. The proposed ordinance may not recommend expenditures, including any accumulated deficit, that exceed revenues, including any surplus.

Sec. 5.131. Appropriation ordinance introduced.

At least 105 days before the next fiscal year, the County Commission shall introduce the proposed appropriation ordinance.

Sec. 5.132. Hearings.

At least 80 days before the next fiscal year, the County Commission shall complete hearings on the budget. The Commission shall afford an opportunity for persons authorized by law to testify. The Commission may direct the CEO to submit additional information concerning the comprehensive budget.

Sec. 5.133. Public hearings.

At least 75 days before the next fiscal year, the County Commission shall hold at least 2 public hearings to receive citizen testimony. Notice of these hearings shall be published as required by law.

Sec. 5.134. Appropriation ordinance.

(a) At least 30 days before the next fiscal year, the County Commission shall adopt an appropriation ordinance. The total of appropriations shall not exceed the revenue estimates certified by the CEO and any increase in revenue raising authority finally adopted. Whenever proposed total

expenditures equal total available estimated revenues, a Commissioner proposing an amendment which increases appropriations on final adoption must propose a balancing increase in revenue raising authority or a reduction in other proposed expenditures. The appropriation ordinance shall contain the. mandatory appropriation for debt service, pensions, and the budget stabilization fund certified by the CEO, shall contain budget execution instructions, and shall establish the transfer and impoundment authority of the CEO. The format of the appropriation ordinance shall be consistent with the format of the CEO's proposed appropriation ordinance.

(b) An appropriation contained in the appropriation ordinance constitutes a determination by the County Commission that the appropriation is a serviceable level of funding.

Sec. 5.141. Budget execution.

Expenditures may be made only if authorized. An appropriation is not a mandate to spend.

Compiler's comments--As noted in Corporation Counsel opinion 81-103, under the Uniform Accounting and Budgeting Act, being MCl 141.411 et seq., an administrative officer may be sued to recover the costs of an unauthorized expenditure. Responsible elected officers are deemed to be "administrative officers" under the Act. Either the Michigan Attorney General or the Prosecuting Attorney is authorized to bring the action. Also see Charter Section 4.272 which affirms this liability.

Sec. 5.142. Allotments.

On or before the first day of the fiscal year, the CEO shall establish a schedule of periodic allotments for the fiscal year. The CEO may revise the allotments from time to time. The allotments are binding on agencies included in the comprehensive budget and shall not be exceeded.

Sec. 5.143. Disbursement procedure.

An expenditure may be made and a contractual obligation incurred only if an unencumbered and allotted appropriation is available. An expenditure made or obligation incurred in violation of this section is void. The Chief Financial Officer shall maintain an appropriations and allotments ledger, including a record of encumbrances. The CEO, in accordance with this Charter and as provided by law, shall establish a system of accounts and specify uniform accounting procedures and procedures for the expenditures of funds. Payments shall be made by the Treasurer only if authorized by the Chief Financial Officer and only if funds are available for the expenditure.

Compiler's comments--Section 11 of the Purchasing Ordinance (94-457 as amended by 96-261) further provides:

"(a) No obligations shall be incurred against, and no payment shall be made from any allotment or appropriation except in accordance with appropriations duly made and unless the Chief Financial Officer certifies that there is a sufficient unencumbered balance in the allotment or appropriation and that sufficient funds will be or are available to meet the obligation.

"(b) Whenever the County is party to any contract, deed, lease or other instrument, the Chief Financial Officer shall attach a certification to the deed, contract, lease or other instrument stating that proper and fair consideration has been received by the County."

Sub-section 9(D) of the Contracting Ordinance (84-143, as amended by 92-117, 93-698, 94-387, 94•504,94-757, and 96-27) provides further:

"The Chief Financial Officer shall develop and institute a document approval procedure which shall reasonably assure that all departmental clearances and approvals have been obtained, including County Commission approval where applicable. The same or a similar checklist shall be attached to each order which is authorized and forwarded to the Wayne County Treasurer for payment of a contract. This checklist shall clearly indicate whether or not County Commission approval is required, and if so, then the date and means (emergency authorization by the chairperson, or by resolution of the Commission) by which it was granted. The Treasurer shall not make payment on an order which lacks this information."

Sec. 5.144. Reports to the County Commission.

The CEO shall file a written report with the Commission on the financial condition of the County at least quarterly. The report shall include:

(1) Expenditures and encumbrances since the prior report and year-to-date for each appropriation;

(2) Any revision of allotments made by the CEO;

(3) Actual revenue receipts by type, indicating variances from the revenue estimates contained in the comprehensive budget;

(4) Unencumbered balances in appropriations and the current allotment schedule;

(5) Statement of actions taken to comply with recommendations in audit reports; and

(6) Additional information required by ordinance.

Sec. 5.145. Appropriation ordinance amendments.

The Commission may amend the appropriation ordinance. An amendment to increase appropriations may be made only if sufficient unappropriated revenue is available.

Sec. 5.146. Budget reductions.

If the CEO certifies to the Commission a reduction in estimated revenue of any type that would cause an expenditure of an approved appropriation to exceed the available revenue and submits a proposed appropriation reduction, the Commission must reduce appropriations to avoid the deficit. If the Commission fails to amend the appropriation ordinance within 30 days after the certification of the reduced revenue, the requested appropriation reduction submitted by the CEO takes effect.

Compiler's comments--Provision has been made in the annual appropriations ordinances from 1990 to 1997 for delegation to the CEO the power to initiate a similar certification process when expenditures exceed appropriated levels. These processes basically act as a forced amendment of the appropriations ordinance, which of course can be subsequently amended.

Sec. 5.147. Transfers and impoundments.

Transfers among appropriations and impoundments of appropriations may only be made in accordance with the appropriation ordinance as adopted or amended.

Sec. 5.148. Program review.

The Commission, upon recommendation of the CEO, shall establish a schedule requiring every County operation or function to have a program review at least every 4 years. The CEO shall conduct the program review and submit a report of each program review to the Commissioners. The program review shall analyze the necessity and cost effectiveness of the operation or function and include recommended changes, including expansion, elimination, or alterations of the operation or function.

Sec. 5.151. Comprehensive annual report.

Within 120 days after each fiscal year, the final comprehensive annual financial report, adhering to the accounting and reporting standards required by law or this Charter, and certified by the independent auditor, shall be transmitted to the Commission and the State Treasurer.

Sec. 5.161. Budget stabilization fund.

A separate budget stabilization fund is created. Except as otherwise provided by law or this Charter, appropriations to the fund may be made for any fiscal year. Appropriations from the fund may be made as provided by law. If the growth in general-purpose, general-fund revenues exceeds growth in the price index specified by ordinance, the CEO may recommend to the Commission appropriations to the budget stabilization fund not to exceed 50% of that excess growth.

Compiler's comments--The first budget to include an appropriation for a budget stabilization fund was that for the 1996-97 Fiscal Year.

Sec. 5.171. Budget deficits.

If expenditures exceed revenues in any fiscal year, the CEO shall submit a specific 5-year plan for short-term financial recovery and long-term financial stability to the Governor and the Legislature prior to the adoption of the next annual budget. The 5-year plan shall include those items required by law, the Governor, or the Legislature.

Sec. 5.172. Debt limit and borrowing authority.

The debt limit of the County shall be as provided by law. The County may borrow in accordance with law.

Compiler's comments: Three ordinances have been adopted to govern the imposition of drainage taxes and special assessments:

Ordinance 84-176 adopted May 31, 1984, which provides that assessments be spread for a minimum of seven years, but that early payment not be barred.

Ordinance 86-35 adopted February 6, 1986, which amends 84-176 by making the term of an assessment an option for the community affected, and which provides further procedural requirements in cases in which the full faith and credit of the County is to be pledged for the prompt payment of any bonds, drain notes or other evidences of indebtedness of a Chapter 8 drainage district.

Ordinance 86-322 adopted August 21, 1986, which prescribes the information and procedure to be followed by the Drain Commissioner in submitting special assessment rolls to the County Commission for the levy of Chapter 8 drain taxes.

Sec. 5.181. Taxing authority.

(a) The County may by ordinance levy and collect any tax, fee, rent, toll, or excise authorized by law. The County may levy an ad valorem property tax not in excess of 1% of the State equalized valuation of the taxable property within the County.

(b) The County is authorized to levy an ad valorem property tax not to exceed 6.07 mills. As provided by law, the 6.07 mills is a transfer of the millage allocated to the County from the 15 mill limitation authorized by Article IX, Section 6 of the Constitution. This section does not authorize an increase in rate of taxation as defined by Article IX, Section 31 of the Constitution.

(c) An increase in the authorization may be approved by the voters of the County for a period of not more than 20 years provided the increase does not produce a total authorization of more than 10 mills.

(d) The County may impose taxes without limitation as to rate or amount for the payment of principal and interest on bonds or evidences of indebtedness approved by the voters.

Compiler's comments--Pursuant to Section 5.181 (a), and state authorization, the fees for services provided by the Register of Deeds were fixed by an ordinance (85-545) adopted on December 19, 1985.

Pursuant to Section 5.181 (a), and state authorization, the fee for services provided in processing and issuing a concealed weapons permit was fixed by Ordinance 86-538, adopted on December 18, 1986.

Fee ordinances have been consolidated into a standard format known as the Comprehensive Fee Ordinance which has been amended frequently: 87-224, 87-308, 87-484, 88-66, 88-129, 88-396, 89-153, 89-631, 89-766, 89-769, 90-777, 90-830, 91-271, 91-285, 91-399, 92-165, 92-396, 92-539, 93-117,93-156,93-342,93-558,94-111,94-597,95-200, 95-456, 95-876, 96-165 and 97-209.

Ordinance 96-471 was adopted by a vote of the public on November 5, 1996. It authorizes a levy of a 1% hotel room tax and a 2% car rental tax, the proceeds of which go to subsidize construction of a sports stadium.

Sec. 5.182. Net limitation tax rate.

As provided by law, the net limitation tax rate to be allocated to other taxing units in the county is 8.93 mills. The net limitation tax rate is from the 15 mill limitation authorized by Article IX, Section 6 of the Constitution. The County Tax Allocation Board shall meet annually, as required by law, to allocate the net limitation tax rate. As provided by Article IX, Section 31 of the Constitution, the net limitation tax rate shall not be increased without a vote of the people.

Sec. 5.191. General provision.

Failure to meet the deadlines prescribed by this article does not invalidate a duly enacted appropriation ordinance.

ENROLLED ORDINANCE

NO. 2017 - 775

INTRODUCED BY COMMISSIONER(S): COMMISSIONER PALAMARA

AN ORDINANCE TO AMEND CHAPTER 118 OF THE WAYNE COUNTY CODE OF ORDINANCES TO MODIFY THE REPORTING REQUIREMENTS FROM MONTHLY TO QUARTERLY TO ALLOW DEPARTMENTS ADDITIONAL TIME TO PROCESS REPORTS AND COMPLY WITH THE PROVISIONS OF THIS ORDINANCE.

IT IS HEREBY ORDAINED BY THE PEOPLE OF THE CHARTER COUNTY OF WAYNE:

SECTION 1: CODE OF ORDINANCES AMENDED

Chapter 118 of the Wayne County Code of Ordinances is amended to read as follows:

Sec. 118-1. - Citation.
This Chapter may be cited as the Deficit Elimination Plan Ordinance.

Sec. 118-2. - Definition.
Deficit Elimination Plan means an internal county plan that sets forth measures that will correct or prevent projected expenditures from exceeding projected revenues for the current fiscal period, which may include, by way of illustration and not elimination; limiting or eliminating the use of over time; cancelling requisitions, contracts or other requests for payment; reduction in personnel or other expenditures.

Fiscal quarter means the financial reporting period for the three (3) month period ending December 31, March 31, June 30 and September 30 that is consistent with a fiscal year that starts October 1 and ends September 30.

Quarter ended financial report means a report that provides the results of operations for the fiscal quarter.

Sec. 118-3. - Notice; submission; approval; and implementation of deficit elimination plans.
(a) Each fiscal quarter the Department of Management and Budget ("M&B") shall issue a financial report that will determine if any department or office has a projected or actual deficit in the current fiscal year. Upon issuance of the financial report M&B shall immediately

provide a copy of the financial report and written notice to every department or office that has a projected or actual deficit, with a copies to the Commission.

(b) Except as provided in subsection (c) below, a department or office with a projected or actual deficit shall develop and submit an original deficit elimination plan, in line-item form, to the Commission and the Chief Executive Officer ("County Executive") within seven (7) calendar days of the issuance of the quarter ended financial report from M&B.

(c) A department or office that has previously submitted a deficit elimination plan for the current fiscal year, shall develop and submit revisions to its existing deficit elimination plan, in line-item form, to the Commission and the County Executive within seven (7) calendar days of the issuance of the quarter ended financial report from M&B.

(d) The Commission shall call a meeting of the Committee on Ways and Means ("Committee") to review the department or office's budget, and deficit elimination plan or revisions to its existing deficit elimination plan, including current and anticipated expenditures and revenues, within twenty-two (22) calendar days of the issuance of the quarter ended financial report.

(e) The Commission Clerk shall notify the County Executive of all such committee meetings.

(f) The Committee shall review and may amend the deficit elimination plan or the proposed revisions submitted by the department or office. The Committee shall consult with the department or office and M&B. M&B shall provide detailed financial information regarding the department or office's budget to the Committee within five (5) calendar days of a request from the Committee. Within thirty-eight (38) calendar days of the issuance of the financial report, the Committee shall forward the deficit elimination plan or the proposed revisions submitted by the department or office, or its own recommended deficit elimination plan or revisions to the Commission for consideration.

(g) The Commission shall approve, reject or take any other action it deems appropriate, by majority vote, on a deficit elimination plan or proposed revisions to an existing deficit elimination plan for the department or office within sixty-one (61) calendar days of the issuance of the quarter ended financial report.

(h) If a department or office fails to submit a deficit elimination plan or proposed revisions to an existing deficit elimination plan within the time period set forth in subsection (a) above, then within thirth-eight (38) calendar days of the issuance of the quarter ended financial report the Committee shall:

(1) Develop, in consultation with M&B, and submit to the Commission for consideration a deficit elimination plan or revisions that address the department or office's deficit; or

(2) Submit to the Commission for consideration a recommendation that the County Executive develop, in consultation with M&B, a deficit elimination plan or revisions that address the department or office's deficit.

(i) The County Executive may submit recommendations for the deficit elimination plan or revisions to the Committee, which if submitted in a timely manner, shall be considered by the Committee.

(j) A deficit elimination plan or revisions to an existing deficit elimination plan adopted by the Commission may include recommended allocation and/or reallocation of funds, or the development and implementation of a deficit elimination plan for or that affects other departments or offices.

(k) Deficit elimination plans or revisions to an existing deficit elimination plan adopted or developed pursuant to this Ordinance shall immediately be implemented by the department or office and County Executive. The Commission shall take actions necessary to effectuate adopted or developed deficit elimination plans and revisions, including all necessary budget adjustments, in a timely manner.

(l) If the Commission rejects a plan or revisions to a plan, or does not take action within the time allotted, then the County Executive shall develop and implement with the department or office a deficit elimination plan or revisions to a plan for the current fiscal year, and timely notify the Commission of the plan. For purposes of this section, the Commission will not be deemed to have failed to take action if a plan, revision or recommendation has been adopted by the Commission, then vetoed by the County Executive and sustained.

(m) A department or office may only have one (1) deficit elimination plan in effect at any given time during a fiscal year. A deficit elimination plan shall become null and void on the first day of a new fiscal year.

SECTION 2: SEVERABILITY.

If any section, clause or provision of this chapter be declared by a court of competent jurisdiction to be invalid, the same shall not affect the validity of this chapter as a whole or any part thereof, other than the part so declared to be invalid.

SECTION 3: EFFECTIVE DATE

This Ordinance is effective thirty (30) days after its adoption by the Wayne County Commission.

ADOPTED BY THE WAYNE COUNTY COMMISSION DECEMBER 7, 2017.

(2017-68-003)

April 7, 2011

ENROLLED ORDINANCE

No. 2011-136

INTRODUCED BY COMMISSIONER(S): Commissioner Cox and Co-sponsored by Commissioner Varga

AN ORDINANCE TO AUTHORIZE THE PREPARATION, SUBMITTAL AND ADOPTION OF A COMPREHENSIVE MULTI-YEAR BUDGET FOR THE COUNTY OF WAYNE; TO ESTABLISH BUDGET PROCEDURES AND POLICIES; AND TO REQUIRE COMPLIANCE WITH MCL 45.514(1)(Q) AND ARTICLE V OF THE WAYNE COUNTY CHARTER.

IT IS HEREBY ORDAINED BY THE PEOPLE OF THE CHARTER COUNTY OF WAYNE:

SECTION 1: CITATION
This Ordinance may be cited as the Multi-Year Budget Ordinance.

SECTION 2: DEFINITIONS
For purposes of this Ordinance words, terms and phrases shall have the following meanings:

(A) 'Appropriation/Appropriated' means the authorization granted by an Ordinance adopted by the Wayne County Commission to incur obligations and expend funds.

(B) 'Budget' means a spending document consisting of proposed appropriations, estimates of all expenditures and anticipated revenues for one fiscal year, for which no expenditures are authorized.

(C) 'Multi-Year' means enduring or lasting for more than one fiscal year.

(D) 'Projected Budget' means a spending document consisting of a forecast of proposed appropriations, estimates of all expenditures and anticipated revenues for any fiscal year subsequent to the fiscal year of the budget to which it refers and it is dependent upon, and for which no expenditures are authorized.

(E) 'Rolling Multi-Year Budget' means a budget and one or more projected budgets enduring or lasting for more than one consecutive fiscal year, where each budget year appropriations are adopted separately.

SECTION 3: PURPOSES / COMMISSION FINDINGS

The Wayne County Commission finds as follows:

(A) A rolling multi-year budget will improve long-term financial planning and priority setting.

(B) A rolling multi-year budget will provide costs savings due to greater efficiency in budget development as redundant processes are eliminated.

(C) A rolling multi-year budget proactively anticipates deficits allowing for an equitable allocation over a longer period of time, thereby lessening harsh negative financial impacts in any single year.

SECTION 4: BUDGET PREPARATION

(A) The Wayne County Chief Executive Officer shall annually prepare and submit, in accordance with Public Act 293 of 1966 and Article V of The Wayne County Charter, to the Wayne County Commission a comprehensive budget that advances the fiscal responsibility and accountability of the County of Wayne.

(B) The comprehensive budget may be an annual budget or a rolling multi-year budget, as determined by the County Executive.

(C) A rolling multi-year budget shall consist of one budget, and one or more projected budgets, for consecutive fiscal years. A rolling multi-year budget adopted by the Wayne County Commission shall only authorize appropriations for the first fiscal year budget and all subsequent fiscal year projected budgets shall be attached to and adopted as an exhibit to the annual appropriations ordinance.

(D) Projected budgets are not binding, may be amended and shall be subject to annual appropriation through the comprehensive budget adoption process set forth by law and the Wayne County Charter.

(E) Expenditures are authorized only against the appropriations adopted in the annual appropriation ordinance, but not any projected budget exhibits attached thereto.

(F) A rolling multi-year budget shall only be prepared, submitted and approved in a manner where the budget is approved in an odd number calendar year.

SECTION 5: BUDGET PROCESS

(A) The Wayne County Chief Executive Officer shall provide written notification to the Wayne County Commission that a rolling multi-year budget will be prepared and submitted for the ensuing fiscal year at least 210 days before the start of the fiscal year.

(B) Before each fiscal year, with a minimum of at least:

I. 9 Months prior, the County Executive shall transmit the budget policy statement to all departments, division and agencies to be included in the comprehensive budget.

II. 6 Months prior, all departments, divisions, and agencies included in the comprehensive budget shall submit to the County Executive their budget requests.

III. 120 Days prior, the County Executive shall transmit the comprehensive budget to the County Commission.

IV. 105 Days prior, the County Commission shall introduce the proposed appropriation ordinance.

V. 80 Days prior, the County Commission shall complete hearings on the budget.

VI. 75 Days prior, the County Commission shall hold at least 2 public hearings to receive citizen testimony.

VII. 30 Days, the County Commission shall adopt an appropriation ordinance.

(C) Failure to meet the deadlines prescribed by this section does not invalidate a duly enacted appropriation ordinance.

SECTION 7: COMPLIANCE WITH LAWS

(A) Notwithstanding the provisions herein, the Wayne County Commission shall annually adopt an appropriations ordinance as provided by law and the Wayne County Charter.

(B) Notwithstanding the provisions herein, all provisions of Article V of the Wayne County Charter shall be complied with annually.

SECTION 8: POLICIES AND PROCEDURES

The Department of Management and Budget shall issue polices and directives necessary for the proper preparation and implementation of a rolling multi-year budget.

SECTION 9: EFFECTIVE DATE

This Ordinance is effective thirty (30) days after adoption by the Wayne County Commission.

ADOPTED BY THE WAYNE COUNTY COMMISSION

(2010-68-005)

ENROLLED ORDINANCE

NO. 2017 - 728

INTRODUCED BY COMMISSIONER(S): COMMISSIONER ANDERSON

AN ORDINANCE TO AMEND CHAPTER 117 OF THE WAYNE COUNTY CODE OF ORDINANCES, BY AMENDING SECTIONS 117-1 THROUGH 117-3 AND SECTIONS 117-7 THROUGH 117-10, AND ADDING NEW SECTIONS 117-11 THROUGH 117-14 TO PROVIDE A COMPREHENSIVE REVISION AND UPDATE OF THE COUNTY INVESTMENT POLICY ORDINANCE TO ACCOUNT FOR STRUCTURAL CHANGES IN COUNTY GOVERNMENT, REFLECT CHANGES IN STATE LAW APPLICABLE TO PUBLIC INVESTMENT, AND CONFORM THE COUNTY'S INVESTMENT PRACTICE AND PROCEDURE WITH GENERALLY ACCEPTED BEST PRACTICES.

IT IS HEREBY ORDAINED BY THE PEOPLE OF THE CHARTER COUNTY OF WAYNE:

SECTION 1: CODE OF ORDINANCES AMENDED

Chapter 117 of the Wayne County Code of Ordinances is amended to read as follows:

Sec. 117-1. - Scope of investment policy.

(a) This chapter applies to all money which belongs to or is under the control of the county, and is available for investment, not being required by law or an agreement with bondholders to be segregated and invested in a specified manner. These funds are accounted for in the annual financial report and include all of the following:

(1) Government funds, including:

a. The general fund;

b. Special or restricted revenue funds;

c. Debt service funds

d. Capital project funds

(2) Proprietary funds, including:

a. Internal service funds

b. Enterprise

(3) Fiduciary funds, including:

a. Trust and agency funds unless otherwise directed by the trustee or agency; and

b. Funds placed with the county treasurer pursuant to the Local Government Investment Pool Act, Act No. 121 of the Public Acts of Michigan of 1985 (MCL 129.141 et seq., MSA 5.701(41) et seq.)

(4) Funds held to retire the general long-term obligations of the county.

(5) Any new fund created by the county commission unless specifically exempted from this chapter.

(b) This chapter does not apply to the Wayne County Employees Retirement Fund, which is separately administered pursuant to article VI of the county Charter. Health care insurance fund as well as any individual employee deferred compensation funds are excluded from this policy.

Sec. 117-2. - General objectives.

The primary objectives, in priority order, of the county treasures's investment activities shall be

(a) Safety of principal is the foremost objective of county government. Investments shall be undertaken in a manner which seeks to ensure the preservation of principal in the overall portfolio. To attain this objective and avoid the five governmental accounting standards board (GASB) risk identified, diversification is required in order that potential losses on individual securities do not exceed the income generated from the remainder of the portfolio. Speculation is prohibited in any individual transaction.

(1) Custodial credit risk – will be minimized by holding all securities in the county's name in either third-party safekeeping account (for agencies and commercial paper) or by the issuing institution (for certificates of deposit)

(2) Interest rate risk – will be minimized by structuring the portfolio to meet the cash requirements of ongoing operation, thereby mitigating the need to liquidate securities at a loss prior to maturity.

(3) Credit risk – will be minimized by limiting investments to the safest types of securities and diversifying the portfolio so the potential losses on individual securities would be minimized and maintaining credit rating on all holdings.

(4) Concentration of credit risk – will be minimized by limiting the exposure of single security issue to the total portfolio (as indicated in section 117-14)

(5) Foreign currency risk – will be minimized by only investing in United States dollar denominated securities.

(b) Liquidity: the investment portfolio shall remain sufficiently liquid to enable the county treasurer to meet all operating requirements which might be reasonably anticipated.

(c) Return on investment: The investment portfolio shall be assigned with the objective of attaining a rate of return (as defined in section 117.11) throughout the budgetary and economic cycles, commensurate with the investment risk constraints and the cash flow characteristics of the portfolio.

Sec. 117-3. - Delegation of authority

Authority to manage the investment program is derived from Public Act 20 of the Public Acts of 1943, as amended by Act 285 of 1988, Act of 196 of 1997 and Act 213 of 2007. Management responsibility for the investment policy is hereby delegated to the county treasurer, as required by state law, who shall be responsible for all transactions and activities undertaken and shall establish a system of controls to regulate the activities of subordinate officials, and their procedures in the absence of the treasurer. All participants in the investment process shall seek to act responsibly as custodians of the public trust. Investment officers shall avoid any transaction which may impair public confidence in the ability of the government of the county to govern effectively.

Sec. 117-4. - Standard of prudence.

The standard of prudence to be used by county investment officers shall be that of the prudent person and shall be applied in the context of managing the overall portfolio. An investment officer who acts in accordance with written procedures and exercising due diligence shall be relieved of all personal liability for the credit risk or market price change of an individual security, provided that deviations from expectations are reported in a timely manner and appropriate action is taken to avert and control adverse developments.

Sec. 117-5. - Internal controls.

The county treasurer shall establish and maintain a system of internal controls, which shall be documented in writing. These internal controls shall be reviewed from time to time by the committee on audit and at the end of each fiscal year by the legislative auditor general. The controls shall be designed to prevent losses of public funds arising from employee error, misrepresentation by third parties, unanticipated changes in financial markets, or neglectful or imprudent actions by employees and investment officers. These internal controls are not deemed to be rules and regulations which require commission approval.

Sec. 117-6. - Oversight.

The committee on audit shall convene as needed from time to time to review general investment strategies and to monitor results. The committee on audit shall address such topics as the economic outlook, portfolio diversification and maturity structure, potential risks to county investments, and the target rate of return on investments. The committee shall also review and recommend to the full board of commissioners approval, rejection or amendment of rules and regulations promulgated by the treasurer to implement the policies established by this chapter.

Sec. 117-7. - Authorized investment instruments.

(a) Investments may be made in any instrument in which a county is authorized to invest public funds as authorized Public Act 20 of 1943 as amended, subject to the limitations hereinafter provided as to maturity and diversity. These instruments include all of the following with conditions as hereinafter provided.

(1) Bonds, securities and other obligations of the United States or an agency or instrumentality of the United States. These instruments must, however:

a. Be held in the name of the county treasurer; and

b. Be purchased using the delivery vs. payment procedure.

(2) Certificates of deposit, savings accounts, deposit accounts, or depository receipts of as a <u>Financial institution, but only if the financial institution complies with subsection (2) of Public Act 20 of 1943, as amended.</u>

(3) Commercial paper rated at the time of purchase within the two highest classifications established by not less than two standard rating services and which matures not more than 270 days after the date of purchase. If commercial paper is not purchased directly from issuing corporation, it must be held in safekeeping by a third party institution.

(4) United States government or federal agency obligation repurchase agreements. Such repurchase agreements must:

a. Be secured through third party custody and safekeeping procedures; and

b. Be purchased using the delivery vs. payment procedure.

(5) Bankers acceptances of United States banks.

(6) Obligations of the State of Michigan or any of its political subdivisions that at the time of purchase are rated as investment grade by not less than one standard rating service.

(7) Investment may also be made in Mutual Funds registered under the Investment Company Act of 1940, Title 1 of Chapter 686, 54 Stat. 789, 15 U.S.C. 80a-1 to 80a-3 and 80a-4 to 80a-64, with authority to purchase only investment vehicles that are legal for direct investment by a public corporation, whose investment policies and objectives closely match Section 3, which maintain a rating of AAA or better by a nationally recognized statistical rating agency and by policy & practices attempt to maintain a net $1.00 share value.

(8) Obligations described in subdivisions (a) through (g) if purchased through an inter local agreement under the Urban Cooperation Act of 1967,1967 (EX SESS) PA 7, MCL 124.501 to 124.512.

(9) Investment pools organized under the Surplus Funds Investment Act, 1982 PA 367, MCL 129.111 to 129.118.

(10) The investment pools organized under the local government Investment Pool Act, 1985 PA 121, MCL 129.141 to 129.150.

Sec. 117-8. - Limitations upon Maturity on Investments.
To the extent possible, Wayne County will attempt to match its investments with anticipated cash flow requirements. Unless matched to a specific cash flow, Wayne County will not directly invest in securities with maturities more than three (3) years from the date of purchase (see Section 117-14)

Sec. 117-9. - Diversification of investments.

(a) The treasurer shall diversify use of investment instruments to avoid incurring unreasonable risks inherent in overinvesting in specific instruments, individual financial institutions, or maturities.

Wayne County will diversify its investments by security type and institution/issuer. With the exception of United States Treasury and agency securities, no more than fifty percent (50%) of the total investment portfolio will be invested in a single security type (see Section 117-14)

Sec. 117-10. - Financial services selection.

The treasurer may without further approval of the county commission enter into and execute on behalf of the county any contract with a financial institution to provide for the safekeeping or for the third party custodianship of any of the county's securities, as well as for any contracts or repurchase agreements with any corporation for the

purchase of any such securities which will be the subject of such safekeeping or third party custodianship arrangements, on such terms and conditions as best protect and serve the interests of the county.

SEC. 117-11. – Performance Standards
The investment portfolio shall be designed with the objective of obtaining a rate of return throughout the budgetary and economic cycles, commensurate with the investment risk constraints and cash flow needs market yield (Benchmark) – Wayne County's investments strategy is passive. Given this strategy, the basis used to determine whether market yields are being achieved shall be to identify a comparable United States Treasury instrument as the Benchmark which matches the portfolio investments duration. i.e. 90 day United States Treasury Bill, 6 month united market yield (Benchmark)

117-12- Ethics and Conflict of Interest
County financial officers and employees involve in the investment process shall refrain from personal business activity that could conflict with proper execution program, or which could impair their ability to make impartial investment decisions. Employees and investment officials shall disclose to the treasurer any material financial interest in financial institutions that conduct business within this jurisdiction, and shall further disclose any large personal financial investment positions that could be related to the performance of the county, particularly with regard to the time of purchase and sales.

SEC 117-13 – Safekeeping and Custody
It shall be the responsibility of the county treasurer to determine which securities will be held by a third party custodian. Securities held in safekeeping by a third party custodian shall be evidenced by a safekeeping receipt.

SEC 117-14 – Portfolio Diversification Guidelines

Instrument Description	Security Type Maximum	Issuer Maximum	Maturity Maximum
U.S. Treasuries	100%	100%	3 years[1]
U.S. Agencies & Instrumentalities	100%	50%	3 years[2]
CD's Non-negotiable	50%	10%	2 years
CD's Negotiable	50%	10%	3 years
Municipal Bonds	50%	10%	3 years
Commercial Paper	50%	10%	270 days
Bankers Acceptances	25%	10%	184 days
Overnight Deposits[3]	100%	100%	1 day
Mutual Funds[4]	100%	100%	3 years

[1] Maturity Maximum - the three-year maximum applies to non-enterprise fund investments only. Enterprise fund reserves may be invested in securities exceeding three (3) years if the maturity of such investments is made to coincide as nearly as practicable with the expected use of the funds.

[2] Ibid

[3] Overnight Deposits - The Treasurer may invest overnight or short term liquid assets to cover cash flow requirements in the following types of pools: Investment Pools organized under the surplus funds investment pool act of 1982, PA 367, MCL 129.111 to 129.118 or Investment Pools organized under the Urban Cooperation Act of 1967, PA, MCL 124.501 to 124.512.

[4] Authority to Purchase Mutual Funds - The Treasurer may invest in no-load fixed income mutual funds composed of investment vehicles, which are legal for direct investment by local units of government in Michigan, either taxable or tax-exempt. This authorization is limited to mutual funds whose intent is to maintain a net asset value of $1.00 per share.

SECTION 2: EFFECTIVE DATE

ADOPTED BY THE WAYNE COUNTY COMMISSION NOVEMBER 16, 2017.

This Ordinance is effective fifteen (15) days after its adoption by the Wayne County Commission.

(2017-75-047)

This page intentionally left blank.

Adopted Budget FY 2020-2021
and
Projected FY 2021-2022

WAYNE COUNTY STATISTICS

WAYNE COUNTY STATISTICS

LIFE AND LEISURE

Population	
2019 (estimate)	1,749,343
2018 (estimate)	1,753,893
2017 (estimate)	1,756,264
2016 (estimate)	1,760,095
2015 (estimate)	1,764,726
2014 (estimate)	1,771,931

Household Income 2019 (estimate)	
Less than $10,000	10.0%
$10,000 to $14,999	5.1%
$15,000 to $24,999	10.3%
$25,000 to $34,999	10.5%
$35,000 to $49,999	13.3%
$50,000 to $74,999	18.2%
$75,000 to $99,999	10.9%
$100,000 to $149,999	12.2%
$150,000 to $199,999	4.9%
$200,000 or more	4.6%

Median Household Income	
2018(estimate)	$ 47,301
2017(estimate)	$ 43,702
2016(estimate)	$ 42,043
2015(estimate)	$ 41,557
2014(estimate)	$ 41,435
2013(estimate)	$ 40,487

Per Capita Income 2019	
2019	$ 27,282
2018	$ 26,988
2017	$ 24,847
2016	$ 23,666
2015	$ 23,789
2014	$ 22,529
2013	$ 22,538
2012	$ 36,141

Largest Public School Districts 2019-20 (unaudited fall student count)	
Detroit Public Schools	47,155
Dearborn Public Schools	20,188
Plymouth-Canton Community Schools	16,857
Livonia Public Schools	13,377
Wayne-Westland Community Schools	9,700
Grosse Pointe Public Schools	7,127
Northville Public Schools	7,109
Taylor School District	5,668

Education Attainment 2019	
Less than High school diploma	13.0%
High school graduate	87.0%
Some college or Associate's	32.5%
Bachelor's degree	24.0%
Graduate or professional degree	7.1%

School Enrollment 2019 (Est.)	
Nursery School, Preschool	1.6%
Kindergarten	1.3%
Elementary School	11.1%
High School	6.1%
College or Graduate School	7.3%
Pupil/Teacher Ratio	20 to 1
Students per Librarian	2,528
Students per Counselor	620
Cost Per Public School Student	$ 12,252

Voting:	
In the State of Michigan individuals do not register by party affiliation. The number of registered Wayne County voters for the November 3, 2020 General Election was 1,345,640	
Democrat	69.94%
Republican	26.44%
Independent Other	3.62%

Top Pro Sports Teams
Detroit Tigers (MLB)
Detroit Red Wings (NHL)
Detroit Pistons (NBA)
Detroit Lions (NFL)

Climate	
January Avg. Low	18.2
January Avg. High	29.5
July Avg. Low	59.8
July Avg. High	83.6
Average Annual Rainfall	33.7"
Average Annual Snowfall	35.3"
Days Below Zero	0
Days Above 90	14

Crime (2019)	
Assault (Aggravated)	11,089
Arson	1,633
Burglary	27,638
Larceny	82,951
Rape	6,450
Robbery	5,284
Murder	522
Motor Vehicle Theft	17,576

ECONOMICS

Labor Force (2019 Est.)	
Total Civilian Labor Force	808,171
Employed	752,926
Unemployed	41,540

Unemployment Rate	
2019	5.1%
2018	5.2%
2017	5.4%
2016	6.4%
2015	11.6%
2014	12.8%
2013	14.8%
2012	16.6%
2011	12.6%
2010	14.8%
2009	16.1%

Property Tax	
Agricultural	0.05%
Residential	64.70%
Industrial	8.87%
Commercial	22.53%
Other	3.85%
Individual Income Taxes	4.25%
Sales Tax	6.00%

Cost of Living (US AVG 100)	
Overall	87.6
Food	92.6
Utilities	94.7
Miscellaneous	98.8

10 Largest Taxpayers 2020 (Thousands)	
DTE Energy Company	$ 1,535,821
Ford Motor Company	$ 789,806
International Transmission Company	$ 228,712
Marathon Petroleum	$ 202,043
Greektown	$ 150,046
Riverfront Holdings	$ 115,013
Fiat Chrysler	$ 102,768
Consumer Energy	$ 102,004
AK Steel Corporation	$ 101,196
Amazon	$ 99,643

10 Largest Employers (2019)	
Ford Motor Co.	46,000
General Motors Co	32,770
Henry Ford Health System	26,929
US Government	18,893
Rock Ventures	17,887
Trinity Health	16,403
US Postal Service	10,900
Detroit Medical Center	9,947
City of Detroit	9,749
State of Michigan	9,532

Top Metro Airlines (2019) Passengers boarded (domestic)	
Delta Air Lines*	13,580,977
Spirit Airlines	1,827,761
American Airlines*	976,082
Southwest Airlines	699,652
United *	621,796
Frontier	175,327
JetBlue	90,255
*-includes connection carriers	
Enplaned Cargo (in Tons)	
Federal Express	35,724.5
Delta Air Lines	15,642.7
United Parcel Service	12,679.3
DHL/Atlas	8,569.9
Lufthansa Airlines	4,782.7

Leading Hospitals	
Beaumont Health	
Ascension Michigan	
Henry Ford Health System	
Trinity Health	
Michigan Medicine	

Bank Market Share (deposits)	
JPMorgan Chase Bank	29.38%
Comerica Bank	17.47%
Bank of America	14.61%
PNC Bank	7.85%
Flagstar	7.68%

Wayne County's Bond Rating	
Fitch Ratings	BBB-
Moody's Investors Service	Baa1
Standard & Poor's Rating Service	BBB+

COUNTY SERVICE STATISTICS

Roads	
Street Miles	1,582
Potholes Filled	119,067
Asphalt Used (tons)	30,590
Salt Used in Winter (tons)	79,060
Miles of Road Improved/Annually	39
Signalized Intersections	1,530
Movable Bridges	3

Engineering
Permits Issued
Equipment (All types)
Fleet Size

Health & Community Services (Persons Assisted)	
*Health Clinics	18,400
Nutrition Meals - Daily	3,142
4H Programming	970
Jail Medical-Health	12,500
*Prior year indicates number of times services provided. Current year number indicates number of persons services were provided to. (Due to COVID-19 pandemic, there was a decrease in clinic services provided from the Wayne County Public Health Clinic, WIC program services continued to be provided remotely.)	

Medical Examiner	
Autopsies	2,580
Limited Autopsies	48
Inspections	937

CITY OF DETROIT

DEMOGRAPHICS

Population	
2019 (Estimate)	670,031
2018 (Estimate)	672,662
2017 (Estimate)	673,104
2016 (Estimate)	672,795
2015 (Estimate)	677,124

Age Composition	
Under 5 years	7.2%
Under 18 years	25.0%
65 years and over	13.6%
Between 18 and 65	61.4%

Gender Composition 2019	
Male	47.4%
Female	52.6%

Racial Composition 2019 (Estimate)	
White	14.7%
Black	78.3%
Asian	1.7%
Native American	0.4%
Other Race	4.9%

Educational Attainment 2019 (Estimate)	
Less than high school diploma	16.0%
High school graduate	35.0%
Some college or associate's degree	32.0%
Bachelor's degree	10.0%
Graduate or professional degree	7.0%

School Enrollment 2018 (Estimate)	
Expenditure per student	$ 5,667.00
Pupil/Teacher ratio	22.6
Stuents per Counselor	424.0
High school	23.9%
College or Graduate school	22.1%

Detroit's Largest Employers 2019	
Rock Ventures	17,887
Henry Ford Health System	11,784
City of Detroit	9,749
Detroit Medical Center	8,683
U.S. Government	6,352
Wayne State University	5,913
Detroit Public Schools Community District	5,850
Blue Cross Blue Shield of MI	5,577
Illitch Companies	5,340
FCU US LLC	5,157

Housing (2017)	
Total Households	263,688
Living in same household one year ago	85.2%
Language other than English	11.3%
Average Household (Persons)	2.51

Household Income 2019	
Less than $10,000	16.9%
$10,000-$14,999	7.5%
$15,000-$24,999	13.0%
$25,000-$50,000	28.4%
$50,000-$75,000	15.9%
$75,000-$100,000	7.7%
$100,000-$150,000	6.7%
$150,000-$200,000	2.0%
Greater than $200,000	1.8%

Median Household Income 2019	$ 30,894
Per Capita Income 2019	$ 18,621

Crime (2019)	
Assault	9,467
Burglary	6,820
Larceny	14,844
Rape	952
Robbery	2,346
Murder	275
Motor Vehicle Theft	6,886

SOURCES: *U.S. Census Bureau; Michigan Demographics, - Michigan, Incident Crime Reporting, Summary of Deposits – Market Share, State of Michigan, Senate Fiscal Agency, Sperling's Best Places, Realty Trac, The Statistics Portal, American FactFinder Community Profiles; FedStats-MapStats; U.S. Bureau of Labor Statistics; FBI, Michigan Counties by Population Wayne County Airport Authority, Metropolitan Airport, MI School Data, Wayne RESA, Wayne County Department of Management and Budget, Divisions of Assessments and Equalization., Department of Public Service Department of Public Services/Department of Environment, Health, Veterans and Community Awareness, Crain's Detroit Business, 2016 Book of Lists.*

Websites used for research:

www.census.gov - U.S. Census Bureau
www.michigan.gov/documents/msp/Offenses_By_County_Agency_528363_7.pdf - Michigan, Incident Crime Report
www.fdic.gov/sod/sodMarketRpt.asp? – Summary of Deposits
www.michigan.gov/msp - Federal Bureau of Investigation
www.bestplaces.net/climate/county/michigan/wayne - *Sperlings Best places*
http://www.wcaa.us/About/FactsFigures/AviationStatistics.aspx - Wayne County Airport Authority
www.bls.gov – U.S. Bureau of Labor Statistics
www.RealtyTrac.com - RealtyTrac
www.waynecounty.com - Wayne County Government
www.factfinder.census.gov/servlet-American Community Survey
www.quickfacts.census.gov – USA QuickFacts
www.michigan-demographics.com/countiesby_population Michigan's Counties by Population
www.fedstats.gov/qf/states/26/26163.html - Map stats
www.recenter.tamu.edu/data/empc/launc261630.html Real Estate Center
www.bea.doc.gov/bea/regional/reis/action.cfm - Bureau of Economic Analysis
http://mcc.sws.uiuc.edu/ - Midwestern Regional Climate Center
http://resa.net - Regional Educational Service Agency
http://www.realtytrac.com/content/foreclosure-market-report/realtytrac-october-2015-residential-and-foreclosure-sales-report-8192
https://www.mischooldata.org/ MI School data
Management & Budget –Division of Assessments and Equalization - *Wayne County*
Management & Budget – Department of Public Services(DPS)-Wayne County
Management & Budget/Health Veteran's and Community Wellness - Wayne County
Wayne County Department of Management & Budget/DPS/Department Of Environment
www.crainsdetroit.com - Crain's Detroit Business

Adopted Budget FY 2020-2021
and
Projected FY 2021-2022

GLOSSARY AND ACRONYMS

GLOSSARY OF TERMS

Account Number System of numbering or otherwise designating accounts in such a manner that the used number identifies the nature of the financial transaction being recorded.

Accrual Basis Method of accounting that recognizes the financial effect of transactions, events, and inter-fund activities when they occur, regardless of the timing of related cash flows.

Activity Specific and distinguishable service performed by one or more organizational components of a government to accomplish a function for which the government is responsible.

Act 51 Creates the Michigan Transportation Fund (MTF). Revenues collected through highway user taxes–state motor fuels taxes, vehicle registration fees, and other miscellaneous automobile related taxes–are deposited in MTF.

Adopted Budget The official expenditure plan adopted by the Commission for a fiscal year.

Ad Valorem Imposed at a rate percent of value (tax on goods).

Affordable Care Act A federal statute which was signed into law in 2010. It is often referred to as the Affordable Care Act, ACA, "Obamacare" or health care reform.

Agency Funds One of four types of fiduciary funds. Agency funds are used to report resources held by the reporting government in a purely custodial capacity (assets equal liabilities). Agency funds typically involve only receipt, temporary investment, and remittance of fiduciary resources to individuals, private organizations, or other governments.

Amortization Gradual reduction, redemption, or liquidation of the balance of an account according to a specified schedule of times and amounts. Also, provision for the extinguishment of a debt by means of a Debt Service Fund.

Appropriation An authorization granted by a legislative body to incur obligations and to expend public funds for a stated purpose. An appropriation is usually limited in amount and as to the time when it may be expended.

Appropriations Ordinance The official enactment by the legislative body establishing the legal authority for the County to incur obligations and to expend public funds for a stated purpose.

Assessed Valuation Valuation set upon real estate or other property by a government as a basis for levying taxes.

Asset Resources owned or held by a government, which have monetary value.

Assigned Fund Balance One of five classifications of Fund Balance under GASB 54. Fund Balance included in this category include amounts that are constrained by the County's intent to be used for a specific purpose, but are neither restricted nor committed, should be reported as assigned fund balance. Intent should be expressed by (a) the governing body itself or (b) a body (a budget or finance committee, for example) or individual to which the governing body has delegated the authority to assign amounts to be used for specific purposes.

Audit A formal examination of an organization's or individual's accounts or financial situation.

Authority A government or public agency created to perform a single function or a restricted group of related activities.

Balanced Budget Budgeted expenditures cannot exceed the appropriated revenues. Expenditures may include reservations or contingencies in addition to expenditures for operating purposes. In certain cases, fund balance reserves and transfers from other funds can be appropriated as part of the budget to supplement revenues.. Expenditures cannot

be made unless authorized in the budget and debt cannot be incurred unless permitted by law.

Basis Basis (of accounting) relates to the timing of the measurement made, or in other words, to when revenues, expenditures, expenses, and transfers are recognized in the accounts and reported in the financial statements of an entity.

Bond A written promise to pay a specified sum of money at a specified date in the future together with periodic interest at a specific rate.

Bond Rating A grade given to bonds that indicates their credit quality. Private independent rating services such as Standard & Poor's, Moody's and Fitch provide these evaluations of a bond issuer's financial strength, or its ability to pay a bond's principal and interest in a timely fashion.

Budget A plan of financial operation embodying an estimate of proposed expenditures for a given period and the proposed means of financing them, usually for a period of one year.

Budget Adjustment A legal procedure utilized by County staff and the Wayne County Commission to revise a budget appropriation.

Budget Calendar The schedule of key dates which a government follows in the preparation and adoption of the budget.

Budget Message A written policy and financial overview of the County.

Budgetary Basis Refers to the form of accounting utilized throughout the budget process. Takes one of three forms: Cash, Modified Accrual or Full Accrual

Business Unit A level of budgeting that identifies particular programs or services within a department. An activity budget may contain one or more sub-activity business units. (*see Activity*)

Capital Improvement Plan A plan for capital expenditures to be incurred each year over a fixed period of years to meet capital needs arising from long-term work programs. Capital expenditures of significant amounts of money involving major construction and acquisition are usually included in the capital improvement plan (CIP).

Capital Lease A lease that meets one or more of the following criteria, meaning it is classified as a purchase by the lessee: the lease term is greater than 75% of the property's estimated economic life; the lease contains an option to purchase the property for less than fair market value; ownership of the property is transferred to the lessee at the end of the lease term; or the present value of the lease payments exceeds 90% of the fair market value of the property.

Capital Outlay A disbursement of money which results in the acquisition of, or addition to, fixed assets. The item must have a purchase price greater than $5000 and a life of over one-year to be a capital item.

Capital Projects Fund Fund type used to account for financial resources to be used for the acquisition or construction of major capital facilities (other than those finances by proprietary funds and trust funds). The principal projects are major system development projects in Information Technology, the construction or renovation of County facilities by the Wayne County Building Authority and highway and street construction.

Central Services Fund Used to account for the financing of goods and services provided by County support departments or agencies to other County departments or agencies on a cost reimbursement basis.

Charter Home Rule	Wayne County, a body corporate, possesses home rule power enabling it to provide for any matter of County concern and all powers conferred by constitution or law upon charter counties or upon general law counties, their officers, or agencies.
Child Observation Record	(COR) The preschool COR is an observation-based instrument providing systematic assessment of young children's knowledge and abilities in all areas of development.
Committed Fund Balance	One of five classifications of Fund Balance under GASB 54. Fund Balance included in this category include amounts that can only be used for specific purposes pursuant to constraints imposed by formal action of the governments' highest level of decision-making authority should be reported as committed fund balance. The authorization specifying the purpose for which amounts can be used should have the consent of the Wayne County Commission and the County Executive - both the legislative and executive branches of the government. The difference between the Restricted Fund Balance and the Committed Fund Balance is that the committed funds can be removed or changed by taking the same type of action as was utilized to commit them.
Annual Comprehensive Financial Report (ACFR)	Financial report that contains, at a minimum, three sections: 1) introductory, 2) financial, and 3) statistical, and whose financial section provides information on each individual fund and component unit.
Component Unit	Legally separate organization for which the elected officials of the primary government are financially accountable. In addition, component units can be other organizations for which the nature and significance of their relationship with a primary government are such that exclusion would case the reporting entity's financial statements to be misleading or incomplete.
Conflict of Interest	A situation in which a person or organization is involved in multiple interests (financial, emotional, or otherwise), one of which could possibly corrupt the motivation of the individual or organization.
Contingency	An estimated amount of funds needed for deficiency, contingent or emergency purposes.
Coronavirus Aid, Relief and Economic Security Act	Also known as the CARES Act; an economic stimulus bill passed by U.S. Congress, in March 2020, as a response to the economic fallout of the COVID-19 pandemic.
COVID-19	Novel coronavirus, also called SARS-CoV-2, an infection that caused a global pandemic in 2019.
Deficit	An excess of liabilities and reserves, of a fund over its assets.
Deficit Elimination Plan	Wayne County is required by its Home Rule Charter and State of Michigan Public Act 2 of 1968 and Public Act 275 of 1980, as amended, to operate under a plan to eliminate governmental fund unreserved fund deficits and proprietary fund unrestricted net asset deficits.
Debt	Something owed, obligation.
Debt Service	Cash required over a given period for the repayment of interest and principal on outstanding bond debt.
Debt Service Fund	Fund used to account for the accumulation of resources for, and the payment of, general long-term debt principal and interest.
Department	A major operating budget area of the County which includes overall management for an activity or group of related activities with possibly one or more sub-activities.
Delinquent Tax	Real property tax billed, by a city, township, village or county treasurer that is not paid by March 1 of the following year.

Delinquent Tax Notes Delinquent taxes are paid by the county treasurer upon borrowing money to taxing units by issuing delinquent tax notes. The delinquent taxes are pledged to the payment of the principal and interest for the tax notes. While, delinquent taxes are recovered by the collection efforts of the county treasurer.

Depreciation (1) Expiration in the service life of fixed assets, other than wasting assets attributable to wear and tear, deterioration, action of the physical elements, inadequacy and obsolescence. (2) The portion of the cost of a fixed asset other than a wasting asset which is charged as an expense during a particular period.

Distinguished Budget A voluntary awards program administered by the Government Finance.

Presentation Awards Programs Officers Association to encourage governments to prepare effective budget and other financial documents.

Effectiveness measurements Measurements used to describe the degree to which the entity, program, or procedure is successful at achieving its goals and objectives.

Efficiency measurements Measurements used to describe the degree to which the entity, program, or procedure is successful at achieving its goals and objectives with the least use of scarce resources.

Employee Benefits Compensation given to employees in addition to regular salaries and wages. Such compensation often includes but is not limited to employer sponsored benefits for health care or life insurance, travel reimbursements, vacation and sick pay.

Encumbrances Commitments related to unperformed (executory) contracts for goods or services. For financial reporting purposes, encumbrance accounting is restricted to governmental funds.

Enterprise Funds Proprietary fund types used to report an activity for which a fee is charges to external users for goods and services. Enterprise funds finance the jail commissary, copy center, sewer and wastewater treatment services.

Expenditures Under the current financial resources measurement focus, decreases in net financial resources now properly classified as *other financing uses*.

Fiduciary Funds Funds used to report assets held in a trustee or agency capacity for others and which therefore cannot be used to support the government's own programs. The fiduciary fund category includes pension (and other employee benefit) trust funds, investment trust funds, private-purpose trust funds, and agency funds.

Fiscal Stabilization Bonds Bonds issued by the County in 1988 under the State's Fiscal Stabilization Act for the purpose of reducing the County's accumulated General Fund Debt.

Fiscal Year A twelve-month period of time to which the annual budget applies. The County's fiscal year is from October 1 to September 30.

Fixed Assets Equipment and other capital items used in governmental fund type operations and are accounted for in the General Fixed Assets Group of Accounts rather than in the government funds. Such assets, which are recorded as expenditures at the time of purchase, do not include certain improvements such as roads, bridges, curbs and gutters, streets and sidewalks, and lighting systems. No depreciation has been provided on general fixed assets.

Full Time Equivalent An individual who is considered a permanent employee, working a 40-hour workweek (2080 hours annual) and receiving County benefits.

Fund A fiscal and accounting entity with a self-balancing set of accounts recording cash and other financial resources, together with all related liabilities and residual equities or balances, and charges therein, which are segregated for the purpose of carrying on specific activities.

Fund Accounting	The accounts of the County are organized on the basis of funds and account groups in order to report on its financial position and results of its operations. Fund accounting is designed to demonstrate legal compliance and to aid financial management by segregating transactions related to certain government functions or activities.
Fund Balance	Difference between assets and liabilities reported in a governmental fund.
GASB 54	The objective of this Statement is to enhance the usefulness of fund balance information by providing clearer fund balance classifications that can be more consistently applied and by clarifying the existing governmental fund type definitions. This Statement establishes fund balance classifications that comprise a hierarchy based primarily on the extent to which a government is bound to observe constraints imposed upon the use of the resources reported in governmental funds.
GASB 61	The Government Accounting Standards Board (GASB) issued this statement which amends its accounting and financial reporting standards for including, presenting, and disclosing information about governmental component units, including equity interests. It is designed to result in governmental financial statements that include all appropriate entities that a government is accountable for or financially intertwined with
GED	General Educational Development (GED) tests are a group of five subject tests which, when passed, certify that the taker has American or Canadian high school-level academic skills.
General Debt Service	The General Debt Service Fund includes principal and interest payments to the State of Michigan.
General Fund	One of five governmental fund types. The general fund typically serves as the chief operation fund of a government. The general fund is used to account for all financial resources except those required to be accounted for in another fund.
General Obligation Bond	Long-term debt instruments that have the backing of the County's full faith and credit, based on its taxing power outside the 15-mill limitation, if approved by the voters.
Goal	A long-term, attainable target for an organization – its vision of the future
Governmental Funds	Funds generally used to account for tax-supported activates. There five different types of governmental funds; the general fund, special revenue funds, debt service funds, capital project funds, and permanent funds.
Grants	Contributions or gifts of cash or other assets from another government, business or foundation to be used or expended for a specified purpose, activity or facility.
Human Resource Information System	An information system that supports the relationship between a company and its employees
HVAC	Heating, Ventilation and Air Conditioning
Indigent Health Care	Uncompensated health care.
Interfund Transfer	Flows of assets (such as cash or goods) between funds and blended component units of the primary government with a requirement for repayment.
Internal Service Funds	Proprietary fund type that may be used to report any activity that provides goods or services to other funds, departments, or agencies of the primary government and its component units, or to other governments, on a cost-reimbursement basis.
Learning Management	A software application for the administration, documentation, tracking, reporting.

System	and delivery of electronic educational technology (also called e-learning) education courses or training programs.
Liability	Obligated according to law or equity.
Line Item	A unit of budgeted expense used to classify expenditures by item or category. A line item establishes the permissible level of expenditure for an item.
Line Item Budget	A budget that emphasizes allocations of resources to given organizational units for particular expenditures such as, salaries, supplies, services and equipment. Line item budgets may be organized to provide accountability at varying levels, such as on department, division, or agency levels.
Managing for Results	Performance measures that linked to government budgeting and used consistently throughout strategic planning, reporting and government decision making.
Mandate	A formal order from a superior court or official to an inferior one.
Michigan Municipal Bond Authority	A public body corporate, separate and distinct from the state, created by public act for the purposes of fostering and promoting the borrowing of money by governmental units for financing public improvements and for other municipal purposes. The Authority is authorized to issue its bonds and notes and to make money available to Governmental Units by the purchase of their Municipal Obligations.
Millage /(Mill)	One thousandth of dollar of assessed taxable value, meaning that one mill is worth $1 of tax per $1,000 of assessed taxable value.
Mission Statement	A brief description of functions and objectives rendered by an organization for the community it serves.
Modified Accrual	Basis of accounting used in conjunction with the current financial resources measurement focus that modifies the accrual basis of accounting in two important ways 1) revenues are not recognized until they are measurable and available, and 2) expenditures are recognized in the period in which governments in general normally liquidate the related liability rather than when that liability is first incurred (if earlier).
Net Assets	Assets remaining after the deduction of all charges, outlay, or loss.
Non-Departmental	Expenditures for purposes that are not related to a specific department or agency but relate to the overall operations of general government.
Non-spendable Fund Balance	One of five classifications of Fund Balance under GASB 54. Fund Balance included in this category includes amounts that cannot be spent because they are either (a) not in a spendable form or (b) legally or contractually required to be maintained intact. This criterion includes items that are not expected to be converted to cash. Examples of non-spendable resources include inventories, prepaids, and the principal or corpus of a Permanent Fund. A Permanent Fund is used to account for and report financial resources that are restricted to the extent that only earnings and not principal may be used for purposes that support a government's programs.
Object of Expenditure	In the context of the classification of expenditures, the article purchased or the service obtained, rather than the purpose for which the article or service was purchased or obtained (e.g., personal services, contractual services, materials and supplies).
Obligations	Amounts which a government may be required legally to meet out of its resources. They include not only actual liabilities, but also unliquidated encumbrances.
Other Post Employment	Post employment benefits other than pension benefits. Other post employment

Benefits (OPEB)	benefits (OPEB) include postemployment healthcare benefits, regardless of the type of plan that provides them, and all postemployment benefits provided separately from a pension plan, excluding benefits defined as termination offers and benefits.
Operating Budget	The authorized revenues and expenditures for on-going municipal services and the primary means by which government spending is controlled. The life span of an operating budget typically is one year or less.
Operating Revenues and Expenses	Cost of goods sold and services provided to customers and the revenue thus generated.
Ordinance	A formal legislative enactment by the governing board of a municipality. If it is not in conflict with any higher form of law, such as a state statute or constitutional provision, it has the full force and effect of law within the boundaries of the municipality to which it applies.
Other Charges	An expenditure object within an activity, which includes professional services, rents, utilities, and training, as examples.
Other Financing Sources	Increase in current financial resources that are reported separately from revenues to avoid distorting revenue trends. The use of other financing sources category is limited to the items so classified by GAAP.
Other Financing Uses	Decrease in current financial resources that are reported separately from expenditures to avoid distorting expenditure trends. The use of other financing sources category is limited to the items so classified by GAAP.
Overlapping Debt	In the context of the statistical section, the outstanding long-term debt instruments of governments that overlap geographically, at least in part, with the government preparing the statistical section information. That is, debt of another government that at least some of the reporting government's taxpayers will also have to pay in whole or in part. Lower levels of government are not required to treat debt of the state as overlapping debt, even though it technically meets this definition. Furthermore, states, regional governments, and counties are exempted from the requirement to present overlapping debt, although counties are still encouraged to do so.
Performance Objective	Desired output-oriented accomplishments which can be measured within a given time period.
Personnel Services	An expenditure object within an activity that includes payroll and all fringe benefits.
Policy	A plan, course of action or guiding principle, designed to set parameters for decisions and actions.
Preferred Provider Network	(PPN) is a business access group comprised of business owners and leading professionals from many sectors.
Projected Budget	An estimation of revenues and expenditures; a plan as to how the County may perform financially if various strategies are implemented.
Proprietary Funds	Funds that focus on the determination of operating income, changes in net assets (or cost recover), financial position and cash flows. There are two types of proprietary funds: enterprise funds and internal service funds.
Requisition	A written demand or request, usually from one department to the purchasing officer or to another department for specific articles or services.
Resolution	A special or temporary order of a legislative body requiring less legal formality than an ordinance or statute.
Restricted Fund Balance	One of five classifications of Fund Balance under GASB 54. Fund Balance should be reported as restricted when constraints placed on the use of resources are either

externally imposed by creditors through debt covenants, grantors, contributors, or laws or regulations of other governments; or imposed by law through constitutional provisions or enabling legislation.

Revenue An addition to the assets of a fund which does not increase a liability, does not represent a recovery of an expenditure, does not represent the cancellation of a liability without a corresponding increase in any other liability or a decrease in assets, and does not represent a contribution of fund capital in enterprise or in intra-governmental service funds.

Revenue Bonds Bonds whose principal and interest are payable only from earnings of an Enterprise Fund. In addition to a pledge of revenues, such bonds sometimes contain a mortgage on the Enterprise Fund's property.

Risk Management An organized attempt to protect a government's assets against accidental loss in the most economical method.

Self Insurance Self funded insurance plan.

Securities Bonds, notes, mortgages, or other forms of negotiable or nonnegotiable instruments.

Special Assessment Fund Fund used to account for the construction and financing of public improvements provided in benefiting districts, which are to be paid, at least in part, from an assessment against the benefited property.

Special Revenue Fund Governmental fund type used to account for the proceeds of specific revenue sources (other than for major capital projects) that are legally restricted to expenditure for specified purposes.

Statute A law enacted by a legislature body, under constitutional authority, that becomes law, governing conduct within its scope. Statutes are enacted to prescribe conduct, define crimes, create inferior government bodies, appropriate public monies, and in general promote the public welfare.

Strategic Business Plan A plan identifying issues and outlines goals for addressing those issues which includes performance measures for tracking progress in meeting goals.

Supplies An expenditure object within an activity which includes all supplies that have a useful life of less than one year and/or a purchase price of less than $5000.

Surplus An excess of the assets of a fund over its liabilities and reserves.

TANs Tax Anticipation Notes (TANs) are a short-term financing vehicle commonly used by states and local units of government to assist with cash flow needs in advance of future tax collections.

Taxes Compulsory charges levied by a government for the purpose of financing services performed for the common benefit. This term does not include specific charges made against particular persons or property for current or permanent benefits such as special assessments.

Taxing Authority The government entity given authority by voter referendum or legislative action to levy a tax for the purpose of financing services performed for the common benefit.

Temporary Restraining Order A temporary restraining order is a temporary order of a court to preserve current conditions as they are until a hearing is held at which both parties are present.

Transfers In/Out A legally authorized funding transfer between funds in which one fund is responsible for the initial receipt and the other fund is responsible for the actual disbursement.

Trust Fund Funds used to account for assets by a government in a trustee capacity for individuals, private organizations, other governments, and/or other funds.

Unassigned Fund Balance One of five classifications of Fund Balance under GASB 54. This Fund Balance category is the residual classification for the general fund. This classification

represents fund balance that has not been assigned to other funds and has not been restricted, committed, or assigned to specific purposes within the general fund. The general fund should be the only fund that reports a positive unassigned fund balance amount. In other governmental funds, if expenditures incurred for specific purposes exceeded the amounts restricted, committed, or assigned to those purposes, it may be necessary to report a negative unassigned fund balance.

Unreserved Fund Balance Prior to GASB 54, the Unreserved Fund Balance represents that portion of a governmental fund's net assets that is available for appropriation. Unrestricted Net assets represent that portion of net assets that is neither restricted nor invested in capital assets (net of related debt).

User Fees An excise tax usually in the form of a license or supplemental charge levied to fund a public service

Virtual Center of Excellence (VCE) Is the on-line training center for the Wayne County Mental Health Agency, managed by the Guidance Center.

Voucher A written document, which evidences the propriety of transactions and usually indicates the accounts in which they are to be recorded.

Water & Sewer Fund The enterprise fund account used for the operation of a combined water and sewer system. The revenues consist of charges for services to businesses and residences that pay for all water and sewer related expenses.

Wetland Mitigation Bank The process of restoring or creating self-sustaining functioning wetlands, or, in exceptional circumstances, preserving high-quality and threatened wetlands, as prior replacement for wetlands that are expected to be unavoidably impacted by development within a watershed or ecoregion.

This page intentionally left blank.

LIST OF ACRONYMS

AAFS	American Academy of Forensic Science
AARP	American Association of Retired Persons
AASHTO	American Association of State Highway Transportation Officials
ABFT	American Board of Forensic Toxicology
ABW	Adult Benefit Waiver program
ACA	Affordable Care Act
ACDBE	Airport Concessioners Disadvantaged Business Enterprise
ACS	Assigned Counsel Services
ADA	American Disabilities Act
ADP	Average Daily Population
ADW	Alliance of Downriver Watersheds
AFL-CIO	American Federation of Labor – Congress of Industrial Organizations
AFSCME	American Federation of State, County and Municipal Employees County employee union
AFU	Asset Forfeiture Unit Part of the Prosecutor's Office
AMVEC	Abandoned Motor Vehicle Environmental Control Program
AOC	Area of Concern
AP	Accounts Payable
APA	Assistant Prosecuting Attorney in the Prosecutor's Office
APS	Wayne County Attendance Participation and Support Initiative
APU	Animal Protection Unit
APWA	American Public Works Association
ARC	Actuarial Required Contribution-For employee retirement
ARR	Application for Renewal and Recommitment
ARRA	American Recovery and Reinvestment Act
ATPA	Automotive Theft Prevention Authority
AWF	Alternative Work Force
BADF	Boot Camp Aftercare Detention Facility. For juvenile offenders.
BEDI	Brownfield Economic Development Initiative
BIDP	Border Interoperability Demonstration Project
BFI	Breast Feeding Initiative
BPS	Budget Policy Statement
BRA	Wayne County Brownfield Redevelopment Authority
BRFSS	Behavioral Risk Factor Surveillance System. Public Health reporting system.
BSF	Building Strong Families

BYOD	Bring Your Own Device
C & F S	Children and Family Services Part of Health, Veterans &
CA	Coordinating Agencies
CAC	Children's Advocacy Center
CAD	Computer Aided Dispatch System Sheriff's Office system
ACFR	Annual Comprehensive Financial Report (See Glossary of Terms)
CAGI	Comprehensive Anti-Gang Initiative
CAMPP	Comprehensive Assessment Master Plan Project in the Dept of Environment
CARES	Coronavirus Aid, Response and Economic Security (Act); see Glossary of Terms
CARF	Commission on Accreditation on Rehabilitation Facilities
CASA	Court Appointed Special Advocate Program
CAYMC	Coleman A. Young Municipal Center
CBA	Collective Bargaining Agreement Employee/Union contracts
CBE	County Based Enterprise. A self-funding operation.
CBO	Community Based Organization
CBRNE	Chemical Biological Radiological Nuclear Explosive
CCF	County Child Care Fund
CCW	Carrying Concealed Weapon
CDA	Child Development Associate
CDBG	Community Development Block Grant. A neighborhood improvement grant from HUD to distressed communities.
CDE	Community Development Entity/Wayne County-Detroit
CDU	Case Differentiation Unit
CEA	County Enforcing Agency
CEO	Chief Executive Officer. This executive is responsible for the operations of the County.
CESA	Cooperative Extension Services Agencies
CFAB	Child and Family Abuse Bureau
CFO	Chief Financial Officer. This executive is responsible for the financial matters of the County.
CGFM	Certified Government Financial Manager
CHDO	Community Housing Development Organization
CIA	Certified Internal Audit
CICP	Cash and Investment Concentration Program. A method for managing investments and cash flow.
CID	Criminal Investigations Division
CIP	Capital Improvement Plan. Five-year expenditure proposal.
CISA	Certified Information Systems Auditor
CIU	Conviction Integrity Unit. Prosecutor's Office.

CJC	Criminal Justice Center New Jail Project
CLE	Continuing Legal Education
CLEAN	County Lending Environmental Assistance to Neighborhood program
CMH	Community Mental Health
CMO	Care Management Organizations
CMS	Care Management Systems. System that provides juvenile services and care to delinquent and at risk youth.
CMS	Content Management System
CMU	Crisis Management Unit Jail Mental Health
COBRA	Consolidated Omnibus Budget Reconciliation Act
CODIS	Combined DNA Information System
COI	Conflict of Interest
COLA	Cost of Living Allowance
COO	Chief Operating Officer
COOP	Continuity of Operation Plan
COP	Certificate of Participation
COR	Continuous Operating Reference. Highly accurate GPS receivers that collect positional data every second from satellites.
COS	Chief of Staff
COR	Child Observation Record
CPA	Certified Public Accountant
CPAI	Correctional Performance Assessment Inventory
CPL	Concealed Pistol License
CPU	Community Protection Unit. Prosecutor's Office.
CRIMS	Case Records Information Management System. System used by the Courts.
CSO	Combined Sewer Overflow
CTS	Case Tracking System
CTU	Central Transportation Unit. Sheriff's Courts Transfer Unit for Inmates.
CVRP	Comprehensive Violence Reduction Project
CWRF	Clean Water Revolving Fund
CYSAFE	Cyber Security Assessment for Everyone
DAF	Document Approval Form
DB	Defined Benefit Part of the employee's retirement plan
DBDA	Division of Benefits and Disabilities Administration Personnel/Human Resources
DBE	Disadvantaged Business Enterprise
DCEO	Deputy County Executive Officer
DCFO	Deputy Chief Financial Officer

DCWC	Development Corporation of Wayne County
DDA	Downtown Development Authority
DDOT	Detroit Department of Transportation
DEND	Department of Economic and Neighborhood Development
DEP	Deficit Elimination Plan. Plan for departments to reduce projected shortfalls**.**
DESC	Detroit Employment Solutions Corp
DFU	Deed & Mortgage Fraud Unit
DHS	Department of Human Services (see also MDHS)
DHSEM	Department of Homeland Security and Emergency Management
DHU	Drug Housing Unit. Prosecutor's Office.
DIA	Detroit Institute of Arts
DIT	Deposit In Transit
DM	Document Management
DMAT	Disaster Medical Assistance Team
DMB	Department of Management and Budget. County Executive department that oversees financial decisions and reporting.
DMC	Detroit Medical Center
DODS	Drug Offense Delayed Sentencing Program
DOE	Department of Environment County Department
DOIT	Department of Information Technology County Department
DOOE	Distressed Owner Occupant Extension. Payment agreement offered by the Treasurer's Office
DPS	Department of Public Services. County Department.
DPW	Department of Public Works. County Department.
DSDS	Downriver Sewage Disposal System
DTAN	General Obligation Limited Tax Anticipation Note
DTRF	Delinquent Revolving Tax Fund. Fund to advance municipalities payment of delinquent taxes.
DTV	Daily Traffic Volume
DTW	Detroit Metropolitan Wayne County Airport
DUWA	Downriver Utility Wastewater Authority
DWCCMH	Detroit Wayne County Community Mental Health Agency
DWSD	Detroit Water and Sewage Department
DWTF	Downriver Wastewater Treatment Facility
EAL	Emergency Action Level
EAP	Employee Assistance Program. Personnel program for County employees.
ECM	Enterprise Content Management
ECPAD	Ecorse Creek Pollution Abatement District. Part of Dept of Environment.

EDC	Wayne County Economic Development Corporation (Now EDD)
EDD	Economic Development Department
EDGE	Economic Development Growth Engine
EEO/EEOC	Equal Employment Opportunity/Equal Employment Opportunity Commission
EFNEP	Expanded Food and Nutrition Education Program
EFT	Electronic Funds Transfer. Method of sending and receiving payments.
ELB	Emergency Loan Board. A Board created by state statute within the Department of Treasury.
ELF	Equipment Lease Financing
EMR	Electronic Medical Records
EOC	Emergency Operations Center
EP	Education Plan
EPA	Environmental Protection Agency, also USEPA United States
EPAC	Electronic Procurement Assistance Center. A method for vendors to electronically examine Requests for Proposals from participating businesses and governments.
ERP	Enterprise Resource Planning. New financial reporting system.
ESD	Engineering Services Division in the Dept of Environment
ESG	Environmental Services Group Division in Public Services Department
ESP	Emergency Solutions Grant Program
ESU	Engineering Services Unit
EmNet	Emergency Network
FAC	Federal Aid Committee
FAST	Fugitive Apprehension Service Team
FBI	Federal Bureau of Investigation
FBOP	Federal Bureau of Prisons
FCA	Fiat Chrysler Automobiles
FEMA	Federal Emergency Management Agency
FEP	Fair Employment Practice
FIA	Family Independence Agency. Now called Michigan Dept of Human Services.
FICA	Federal Insurance Contributions Act
FMD	Facilities Management Division in the Dept of Environment
FMHJ	Frank Murphy Hall of Justice
FMLA	Family Medical Leave Act. Allows employees to balance their work and family life by taking reasonable unpaid leave for certain reasons.
FNS	Felony Non-Support Unit Prosecutor's Office
FNP	Family Nutrition Program
FOA	Final Order of Abatement
FOC	Friend of the Court

FOCFOC	Friend of the Court For Our Children
FOIA	Freedom of Information Act. Ensures that the public may obtain information, make submittals/requests or acquire decisions from an agency.
FPG	Family Preservation Grant
FQHC	Federally Qualified Health Clinics
FRI	Fire-Rescue International
FTE	Full-Time Equivalent refers to an individual who is considered a permanent employee, working a 40-hour workweek (2080 hours annual) and receiving County benefits
FTP	File Transfer Protocol
FY	Fiscal Year County's fiscal year is October 1-September 30
GAA	Government Administrators Association County employee union
GAAFR	Governmental Accounting, Auditing, and Financial Reporting. A publication issued by the GFOA as a reference for generally accepted accounting principles for state and local government.
GAAP	Generally Accepted Accounting Principles are those accounting principles that are considered essential if a governmental entity is to report and fully disclose its financial condition and results of operations for a given period. The primary sources of these principles are the following: • FASB – Financial Accounting Standards Board • GASB – Governmental Accounting Standards Board • AICPA – American Institute of Certified Public Accountants
GASB	Government Accounting Standards Board
GBA	Government Bar Association
GED	General Educational Development
GFGP	General Fund General Purpose
GFOA	Government Finance Officers Association
GIS	Geographical Information System
GLR	Great Lakes Recycling
GLWA	Great Lakes Water Authority
GPRSA	Government Performance and Result Act
GPS	Global Positioning System
GPTA	General Property Tax Act
GRR	General Reevaluation Report
GWEDC	Greater Wayne Economic Development Corporation
HHVS	Health, Human and Veterans Services
HHW	Household Hazardous Waste Program DOE program for collecting/properly disposing of Household hazardous waste such as paint, oil, computers, etc
HIPAA	Health Insurance Portability and Accountability Act. Protects health insurance coverage for workers and their families when they change or lose their jobs.

HITECH	Health Information Technology for Clinical and Economic Health
HIV	Human Immunodeficiency Virus
HMO	Health Management Organization
HOME	Housing Opportunities Made Equal. HUD program providing housing assistance for low-income residents.
HR	Human Resources See also P/HR
HRIS	Human Resource Information System
HUD	United States Department of Housing and Urban Development
HVCW	Health, Veterans and Community Wellness County Department (Now HHVS)
IAT	Issue Advisory Teams
ICS	Incident Command System
IEP	Individual Education Plan
IFT	Industrial Facilities Tax. Tax collected by the Treasurer's Office.
IGA	Intergovernmental Agreement
ILIS	Integrated Land Information System
IPA	Installment Purchase Agreement
IPAWS	Integrated Public Alert Warning System
IPH	Institute for Population Health
IPOS	Individual Plan of Service In Mental health
IPP	In Pro Pria Persona- filing without the aid of an attorney
IPPM	Inventory Personal Property Management
IRS	Internal Revenue Service
IRSPA	Interest Reduction Stipulated Payment Agreement. Payment plan offered to citizens with delinquent taxes.
IT	Information Technology
IVT	Interactive Video Technology
JAC	Juvenile Assessment Center
JAG	Justice Assistance Grant Sheriff's Office Federal grants
JAIS	Juvenile Assessment Information System
JDF	Juvenile Detention Facility
JMHC	Juvenile Mental Health Court
KPI	Key Performance Indicator
LADA	Legal Aid and Defender's Association
LAN	Local Area Network
LEAD	Lead Enforcement and Abatement Division
LED	Light Emitting Diode
LEIN	Law Enforcement Information Network

LEW	Labor, Employment and Workers Comp Unit in Personnel Dept
LHJ	Lincoln Hall of Justice
LLC	Limited Liability Company
LMS	Learning Management System
LRMD	Land Resource Management Division in the Dept of Environment
LRR	Limited Reevaluation Report
LTCAP	Long-Term Corrective Action Plan
LTD	Long-Term Disability Benefit provided to disabled employees
LTGO	Limited Tax General Obligations
M & B	Management and Budget County Executive Dept
MAC	Michigan Association of Counties
MATEC	Midwest Aids Training and Education Center
MAWRT	Metro Airport Water Rescue Team
MBE	Minority owned Business Enterprise
MCP	Mobile Command Post
MCPN	Managed Comprehensive Provider Network
MCL	Michigan Compiled Laws
MCR	Michigan Court Rules
MDA	Michigan Department of Agriculture
MDCH	Michigan Department of Community Health
MDCR	Michigan Department of Civil Rights
MDEQ	Michigan Department of Environmental Quality
MDHS	Michigan Department of Human Services, formerly Family Independence Agency (see also DHS)
MDM	Mobile Device Management
MDNRE	Michigan Department of Natural Resources and Environment
MDOC	Michigan Department of Corrections
MDOT	Michigan Department of Transportation
MEDC	Michigan Economic Development Corporation
MEO	Medical Examiner's Office
MERC	Michigan Employment Relations Commission
MFPP	Mortgage Foreclosure Prevention Program
MFA	Michigan Municipal Finance Authority
MGD	Million Gallons per Day
MGDC	Metropolitan Growth & Development Corporation
MHP	Medical Health Plans
MH-WIN	Mental Health-Wellness Information Network

MI	State of Michigan
MICR	Michigan Incident Crime Reporting
MiCSES	Michigan Child Support Enforcement System
MIOSHA	Michigan Occupational Safety and Health Association
MJDA	Michigan Juvenile Detention Association
MLB	Major League Baseball
MLSIC	Michigan Life Science and Innovation Center
MMBA	Michigan Municipal Bond Authority
MOU	Memorandum of Understanding
MPR	Minimum Program Requirements. Used in Public Health.
MRIDDD	Milk River Inter-County Drain Drainage District
MSCTC	Michigan Sheriffs' Coordinating and Training Council
MSEU	Municipal Support Enforcement Unit
MSHDA	Michigan State Housing Development Authority
MSRB	Municipal Securities Rulemaking Board
MSUE	Michigan State University Extension
MTF	Michigan Transportation Fund, established by Public Act 51
MUCP	Michigan Unified Certification Program
MVTF	Michigan Veteran Trust Fund
MWBE	Minority owned Women Business Enterprise
NACO	National Association of Counties Organization
NACSLB	National Advisory Council on State and Local Budgeting
NACWA	National Association of Clean Water Agencies
NAIAS	North American International Auto Show
NANASP	National Association of Nutrition and Aging Service Programs
NAP	Nuisance Abatement Program Prosecutor's Office
NBA	National Basketball Association
NBEC	North Branch Ecorse Creek in Dept of Environment
NCIC	National Crime Information Center
NESDS	NorthEast Sewage Disposal System in Dept of Environment
NFC	National Functional Classification
NFL	National Football League
NHL	National Hockey League
NHVRV	North Huron Valley/Rouge Valley in Dept of Environment
NMHC	National Medical Health Card Contract

NPDES	National Pollutant Discharge Elimination System
NRPA	National Recreation and Park Association
NSP	Neighborhood Stabilization Program
OAG	Office of the Auditor General
OIG	DPS Office of Inspector General
OJJDP	Office of Juvenile Justice and Delinquency Prevention
OMB	Office of Management and Budget County Department
OPEB	Other Post-Employment Benefits
OSBC	One Stop Business Center
OUIL	Operating Under the Influence of Liquor
OWI	Operating While Intoxicated
PA	Public Act. A legal statute.
PAAM	Association of Prosecuting Attorneys
PAF	Position Analysis Form Used by P/HR to fill vacant positions
PAFR	Popular Annual Financial Report
PAO	Prosecuting Attorney's Office County Department
PASER	Pavement Surface Evaluation Rating
PASS	Preventive Action Service System
PATU	The Prosecutors Auto Theft Unit
PC3	Procurement Contract Compliance Certificate
PCMS	Patient Care Management Services
PCN	Pharmaceutical Care Network In PCMS
PCP	Person Centered Planning Process In Mental Health
P/HR	Personnel/Human Resources See also HR
PIP	Property Improvement Program, currently being run by MSHDA
PIR	Permanency Indicator Reporting
PLLC	Professional Limited Liability Company or Partners of Limited Liability Corporation
PMIS	Performance Management Information System
PMO	Project Management Office
PPO	Personal Protection Order
PPN	Preferred Provider Network
PPS	Policy/Procedure Statement
PPT	Personal Property Tax Collected by Treasurer's Office
PRE	Principle Residence Exemption (Property Tax)
PREA	Prison Rate Elimination Act
PTA	Property Tax Administration System used by the Treasurer's Office for tracking tax collections

PTC	Property Tax Cashier System. System used by the Treasurer's Office for collecting tax payments.
PTS	Land Bank Property Tracking System
PTSD	Post-Traumatic Stress Disorder
RESIQ2	Automated Cash and Investment Concentration Program
RFP	Request for Proposal for Purchasing to go out on bid for the procurement of an item or service
RIMS	Road Infrastructure Management System
RJC	Regional Justice Center
RLBPH	Regional Library for the Blind and Physically Handicapped
ROD	Register of Deeds. County Department.
RRT	Radiological Response Team
RSRF	Revenue Sharing Reserve Fund
RTB	Retention Treatment Basin
RURESA	Responding Uniform Reciprocal Enforcement of Support Act. (Child Support).
RVSDS	Rouge Valley Sewage Disposal System
S & P	Standard & Poor's
SAFETEA-LU	Safe, Accountable, Flexible and Efficient Transportation Equity Act-A legacy for Users
SAIT	Sexual Awareness, Information and Treatment
SAKI	Sexual Assault Kit Initiative
SAMHSA	Substance Abuse and Mental Health Services Administration
SARA	Superfund Amendments and Reauthorization Act of 1986
SARS	Severe Acute Respiratory Syndrome
SAT	Sexual Assault Team
SBA	Small Business Administration
SBDC	Small Business Development Center
SBE	Small Business Enterprise
SBP	Strategic Business Plan
SBTDC	Small Business Technology Development Center
SCAO	State Court Administrative Office
SCADA	Supervisory Control And Data Acquisition
SCBA	Self-Contained Breathing Apparatus
SCORM	Sharable Content Object Reference Model
SCOUT	Sheriff community Organized Urban Team
SEC	Securities and Exchange Commission
SEMCA	Southeastern Michigan Community Alliance
SEMCOG	Southeastern Michigan Council of Governments

SEV	State Equalized Value. The taxable value of a parcel of land.
SIGMA	Support for Improvement in Governance and Management
SNAP	Supplemental Nutrition Assistance Program
SODVPC	Solution Oriented Domestic Violence Prevention Court
SOFT	Society of Forensic Toxicology
SPA	Stipulated Payment Agreement
SRF	State Revolving Fund
SRT	Special Response Team (Sheriff)
SSES	Sewer System Evaluation Survey
STAND	Supervised Treatment for Alcohol and Narcotic Dependency
STCAP	Short Term Corrective Action Plan
STD	Sexually Transmitted Disease. In Public Health.
STD	Short-Term Disability
STEP	Second Chance Through Expungement Program
STP-U	Surface Transportation Program-Urban
SVU	Special Victims Unit
SWAT	Special Weapons and Tactics
SWRDDD	Southgate/Wyandotte Relief Drain Drainage District
TANs	Tax Anticipation Notes (TANs)
TARU	Threat Assessment Response Unit
TEDF	Transportation Economic Development Fund
TEFAP	The Emergency Food Assistance Program
TIFA	Tax Increment Financing Authorities *(see Authority in the Glossary*)
TIP	Truancy Intervention Program
TRO	Temporary Restraining Order
TSEV	Taxable State Equalized Value
TST	Technical Support Team (counter-terrorism)
TURBO	Transforming Underutilized Business Opportunities Program
TV	The amount of allowable taxes charged for a parcel of land. The taxable value is based on the State Equalized Value in Michigan.
UASI	Urban Area Security Initiative
UAT	User Acceptance Testing
UTGO	Unlimited Tax General Obligations
VCE	Virtual Center of Excellence
VINE	Victim Information and Notification Everyday
VOCA	Victims of Crime Act
VOIP	Voice Over IP Telephony

VPN	Virtual Private Network
WAJIS	The Wayne County Justice Information System is a network and computing infrastructure for Wayne County Law Enforcement and Judicial Organizations
WAR	Wayne County Arson Reduction Unit
WCBA	Wayne County Building Authority
WCBRA	Wayne County Brownfield Redevelopment Authority
WCCCD	Wayne County Community College District
WCDC	Wayne County Development Corporation
WCDPH	Wayne County Department of Public Health
WCERS	Wayne County Employees Retirement System
WCHFSHS	Wayne County Health and Family Services Head Start
WCHS	Wayne County Head Start
WCJDF	Wayne County Juvenile Detention Facility
WCLB	Wayne County Land Bank Authority
WCPO	Wayne County Prosecutors Office
WCSO	Wayne County Sheriff's Office
WCTO	Wayne County Treasurer's office
WEB	Warrant Enforcement Bureau
WIC	Women and Infant Children Public Health program
WMD	Watershed Management Division in the Dept of Environment
WMU	Watershed Management Unit
WRESA	Wayne Regional Education Services
WWTF	Wastewater Treatment Facility
YAP	Detroit Youth Assistance Program

This page intentionally left blank.

INDEX

A

Accounts Payable Policy 2-16
Accounts Receivable Billing and Accounting Policy 2-16
Accounts Receivable Delinquency and Collection Procedures Policy……..... 2-15
Acknowledgments..... 27-101
Acronyms..... 27-83
All Funds by Department……3-16
Amendment, (Budget Process)..... 2-6
Annual Budget Process 2-5
Appendix..... 27-1

B

Bi-Annual Budget Development……...2-6
Biennial Budget Procedure Policy…… 2-15
Budget Actions……2-28
Budget Assumptions 2-26
Budget Calendar..... (See Overview Tab)
Budget Cycle..... (See Overview Tab)
Budget Format Changes..... 2-30
Budget Message 1-5
Budget Overview 2-19
Budget Policy Statement and Goals 2-5

C

Capital Assets Policy 2-15
Capital Improvement Plan by Dept – Graph.....(See Capital Projects Tab)
Capital Improvement Plan by Fund Summary 26-1
Capital Projects 26-2
Capital Projects Funds (Description) 2-31
Cash Receipts Policy..... 2-16
Centralized Services Cost Allocation Policy..... 2-15
Charges For Services – All Funds Description 3-10
Charges For Services – By Department Pie Chart 3-10
Charges For Services Trend Analysis – Graph …… .. 3-10
Charges For Services – General Fund Description 4-10
Charges For Services – General Fund Graph..... 4-10
Charges For Services General Fund Trend Analysis – Graph ……..... 4-10
Chart of Revenue/Expenditure Accounts..... 2-38
Circuit Court 5-1
Circuit Court - Expenditure Chart.....(See Tab)
Circuit Court - Trend Analysis.....(See Tab)
Commission Changes to the County Executive's Recommended Budget..... 1-10
Comprehensive Investment Policy.....2-17; 27-58
Contract Approval/Routing Policy……2-13
Corporation Counsel 6-1
Corporation Counsel – Expenditure Chart .....(See Tab)
Corporation Counsel – Trend Analysis .....(See Tab)
County Clerk 7-1
County Clerk – Expenditure Chart.....(See Tab)
County Clerk - Trend Analysis .....(See Tab)
County Commission..... 8-1
County Commission – Expenditure Chart.....(See Tab)
County Commission – Trend Analysis .....(See Tab)
County Commissioners……. .. 1-24
County Executive 9-1
County Executive - Expenditure Chart ..... (See Tab)
County Executive - Trend Analysis ..... (See Tab)
County Executive Leadership……. 1-2
County Mission Statement 1-13
County Profile 2-19
County Strategic Focus Areas 1-17
County Strategic Focus Priorities- One Time Enabling Initiatives 1-23

D

Debt Limits……25-2
Debt Management Policy 2-13
Debt Service Budget Requirements by Fund 25-9
Debt Service Funds (Description) 2-33
Debt Service Statement 25-1
Deficit Elimination Policy.....2-14, 27-50
Description of Major General Fund Revenues..... 4-6
Description of Major Revenues-All Funds..... 3-5
Discrete Component Units (Description) 2-35

E

Economic Development 10-1
Economic Development - Expenditure Chart.....(See Tab)
Economic Development - Trend Analysis .....(See Tab)
Elected Officials..... 1-24
Enrolled Appropriations Ordinance 27-1
Enterprise Funds (Description) 2-36
Expenditure by Function – Graph ..... (See All Funds Tab)
Expenditure by Fund and Activity 3-28
Expenditure by Fund and Object……..……3-26
Expenditure Comparison All Funds – Graph……3-4
Expenditure Comparison General Fund – Graph……...4-5

INDEX

F

Federal Grants and Contracts All Funds Description.... 3-8
Federal Grants and Contracts All Funds Graph 3-8
Federal Grants and Contracts Trend Analysis - Graph.. 3-8
Federal Grants and Contracts General Fund Description 4-8
Federal Grants and Contracts General Fund Graph 4-8
Federal Grants and Contracts General Fund Trend Analysis - Graph. 4-8
Fiduciary Funds (Description) 2-36
Financial Policies, Summary of (Narrative)..... 2-7
Financial Policies 2-7
Five Year Capital Improvement Plan..... 26-1
Five Year Position Trend – Bar Chart..... 3-37
Full-Time Positions – Pie Chart..... 3-37
Full-Time Equivalent Changes (Impact of)……..3-43
Fund Balance Policy 2-13
Fund Description..... 2-33
Fund Structure…… . 2-31

G

General Fund, Fund Balance - Bar Chart..... 3-34
General Fund Revenues and Expenditures Detail 4-2
General Fund Summary 4-1
Glossary of Terms..... 27-73
Governmental Funds (Description)..... 2-33
Grant Policy 2-17

H

Health, Human and Veterans Services..... 11-1
Health, Human and Veterans Services – Expenditure Chart .....(See Tab)
Health, Human and Veterans Services – Trend Analysis .....(See Tab)
Homeland Security/Emergency Mgmt..... 12-1
Homeland Security/Emergency Mgmt – Expenditure Chart .....(See Tab)
Homeland Security/Emergency Mgmt – Trend Analysis .....(See Tab)

I

Industrial and Commercial Facilities Tax Calculation..3-7
Information Technology CIP Narrative…….. 26-97
Information Technology CIP Summary…….. 26-98
Information Technology CIP Project Detail ……..... 26-99
Interest and Rent – All Funds Description..... 3-12
Interest and Rent – All Funds Graph..... 3-12
Interest and Rent Trend Analysis – Graph…….. 3-12
Interest Rate Swap Policy 2-14
Internal Service Funds (Description) 2-36

L

Legal Debt Margin 25-2
Licenses and Permit – All Funds Description 3-8
Licenses and Permit – All Funds Graph..... 3-8
Licenses and Permit – Trend Analysis Graph……....3-8
Licenses and Permit – General Fund Description 4-8
Licenses and Permit – General Fund Graph..... 4-8
Licenses and Permit – General Fund Trend Analysis Graph……..... 4-8
Local Grants and Contracts–All Funds Description.... 3-10
Local Grants and Contracts – All Funds Graph 3-10
Local Grants and Contracts Trend Analysis – Graph.. 3-10
Local Grants and Contracts–General Fund Description 4-9
Local Grants and Contracts – General Fund Graph 4-9
Local Grants and Contracts General Fund Trend Analysis – Graph…..... 4-9
Long Term Strategic Priorities..... 1-15
Long Term Strategic Priorities Supporting Objectives..... 1-16

M

Major General Fund Revenue Sources..... 4-6
Major Revenue Sources –Graph ..... (See All Funds Tab)
Management and Budget..... 13-1
Management and Budget – Expenditure Chart ...(See Tab)
Management and Budget – Trend Analysis .....(See Tab)
Management and Budget CIP Narrative 26-89
Management and Budget CIP Summary.....26-92
Management and Budget CIP Project Detail.....26-92
Multi-Year Budget Ordinance..... 27-54

N

Non-Departmental Summary 24-1
Non-Departmental Summary – Expenditure Chart .....(See Tab)
Non-Departmental - Trend Analysis .....(See Tab)
Non-Departmental Gen. Fund CIP Narrative..... 26-89
Non-Departmental Gen. Fund CIP Summary 26-90
Non-Departmental Gen. Fund Project Detail 26-90
Non-Departmental Gen. Fund & Other – CIP Narrative 26-93
Non-Departmental Gen. Fund & Other – CIP Summary 26-94
Non-Departmental Gen. Fund & Other – CIP Project Detail 26-95

INDEX

Non-Recurring Revenue Policy 2-13

O

Organization Charts
- All Branches 1-1
- Circuit Court 5-1
- Commission Committees…….1-25
- Corporation Counsel 6-1
- County Clerk..... 7-1
- County Commission 8-1
- County Executive 9-1
- Economic Development..... 10-1
- Executive Branch..... 1-3
- Fund Structure …….....2-31
- Health, Human and Veterans Services..... 11-1
- Homeland Security/Emergency Mgmt 12-1
- Management & Budget..... 13-1
- Personnel/Human Resources 14-1
- Probate Court..... 15-1
- Prosecuting Attorney 16-1
- Public Services 17-1
- Register of Deeds..... 18-1
- Retirement Commission 19-1
- Senior Services 20-1
- Sheriff 21-1
- Technology 22-1
- Treasurer..... 23-1

Other Financing Sources – All Funds Description..... 3-13
Other Financing Sources – All Funds Graph 3-12
Other Financing Sources Trend Analysis – Graph….. 3-13
Other Financing Sources – General Fund Description 4-12
Other Financing Sources – General Fund Graph 4-12
Other Financing Sources General Fund Trend Analysis – Graph..... 4-12
Other Revenue Sources-All Funds Description 3-12
Other Revenue Sources-All Funds Graph..... 3-12
Other Revenue Sources Trend Analysis – Graph..... 3-12
Overlapping Debt..... 25-7

P

Personnel/Human Resources..... 14-1
Personnel/Human Resources – Expenditure Chart.....(See Tab)
Personnel/Human Resources – Trend Analysis ..(See Tab)
Pooled Cash Policy 2-16
Post Issuance Compliance for Debt Issues Policy…... 2-14
Probate Court 15-1
Probate Court – Expenditure Chart.....(See Tab)
Probate Court - Trend Analysis.....(See Tab)
Profile of the County..... 2-19
Profile of the Government..... 2-22
Projected Debt Service Requirements..... 25-11
Projected Unassigned Fund Balance 3-35
Property Tax Calculation 3-7
Property Tax Collections – Graph…… 4-7
Proprietary Funds 2-36
Prosecuting Attorney..... 16-1
Prosecuting Attorney – Expenditure Chart.....(See Tab)
Prosecuting Attorney - Trend Analysis.....(See Tab)
Public Services 17-1
Public Services – Expenditure Chart.....(See Tab)
Public Services - Trend Analysis .....(See Tab)
Public Services (DPS) – Capital Projects.....26-1
DPS – Environmental Services CIP Narrative..... 26-63
DPS - Environmental Services CIP Summary 26-66
DPS – Environmental Services Project Detail 26-67
DPS – Engineering, Equipment & Roads CIP Narrative 26-1
DPS – Engineering, Equipment & Roads CIP Summary 26-5
DPS – Engineering, Equipment & Roads Project Detail..... 26-6
DPS – Parks CIP Narrative 26-75
DPS – Parks CIP Summary..... 26-76
DPS – Parks Project Detail..... 25-77

R

Reader's Guide..... 2-1
Register of Deeds 18-1
Register of Deeds – Expenditure Chart.....(See Tab)
Register of Deeds - Trend Analysis .....(See Tab)
Retirement Commission..... 19-1
Retirement Commission – Expenditure Chart.....(See Tab)
Retirement Commission - Trend Analysis .....(See Tab)
Revenue by Fund and Activity..... 3-20
Revenue by Fund and Source..... 3-14
Revenue by Source - Graph……..…..(See All Funds Tab)
Revenue Estimates 2-26
Revenue Pledged for Retirement Revenue Bonds..... 25-8

S

Senior Services..... 20-1
Senior Services – Expenditure Chart.....(See Tab)
Senior Services – Trend Analysis .....(See Tab)
Sheriff 21-1
Sheriff – Expenditure Chart .....(See Tab)
Sheriff - Trend Analysis.....(See Tab)

INDEX

Sources of Revenues/Expenditures
by Function-Graph ..... (See General Fund Tab)
Special Revenue Funds (Description) 2-33
State Grants and Contracts – All Funds Description..... 3-9
State Grants and Contracts – All Funds Graph 3-9
State Grants and Contracts Trend Analysis – Graph.....3-9
State Grants and Contracts – General Fund
Description 4-9
State Grants and Contracts – General Fund Graph 4-9
State Grants and Contracts General Fund Trend Analysis
– Graph…..... 4-9
Statement of Indebtedness 25-6
Statistics and Demographics…… . 27-67
Summary of Changes by Type of Fund 2-29
Summary of Changes by Type of Fund Table 2-29
Summary of Financial Policies 2-7
Summary of Revenue by Fund and Source 3-15
Summary of Expenditures by Fund and Object 3-26
Summary by Fund 3-2
Summary of Positions 3-38
Summary of Revenues/Expenditures – All Funds 3-1
Summary of Revenues/Expenditures- General Fund 4-1

T

Tax Exempt Bond Record Retention Policy……. .. 2-14
Taxes – All Funds Description..... 3-5
Taxes – All Funds Graph 3-5
Taxes – Trend Analysis Graph……...3-5
Taxes – General Fund Description..... 4-6
Taxes – General Fund Graph 4-6
Taxes – General Fund Trend Analysis - Graph..... 4-6
Technology 22-1
Technology – Expenditure Chart ..... (See Tab)
Technology – Trend Analysis ..... (See Tab)
Treasurer 23-1
Treasurer – Expenditure Chart ..... (See Tab)
Treasurer - Trend Analysis ..... (See Tab)

U V W

Uniform Budgeting Act 2-10
Unassigned Fund Balance……..... 3-36
User Fee Policy…… 2-17
Wayne County Charter – Article V 27-42

ACKNOWLEDGEMENTS

This document was prepared by the Department of Management and Budget

Hughey Newsome
Chief Financial Officer

Kevin G. Haney
Deputy Chief Financial Officer

Venita Terry
Acting Budgeting and Planning Director

BUDGET STAFF

Sherrita Jones
Department Manager

LaWanda Taylor
Sr. Executive Project Manager

Mia Grillier
Department Administrator

Vikki Stegall

Keith D'Alessandro

The Budgeting and Planning Division of the Department of Management and Budget would like to thank the following individuals for their invaluable contributions and assistance.

MANAGEMENT & BUDGET

Yogesh Gusani

This page intentionally left blank.

CHARTER COUNTY OF WAYNE, MICHIGAN
500 GRISWOLD STREET DETROIT, MICHIGAN 48226

WWW/WAYNECOUNTY.COM