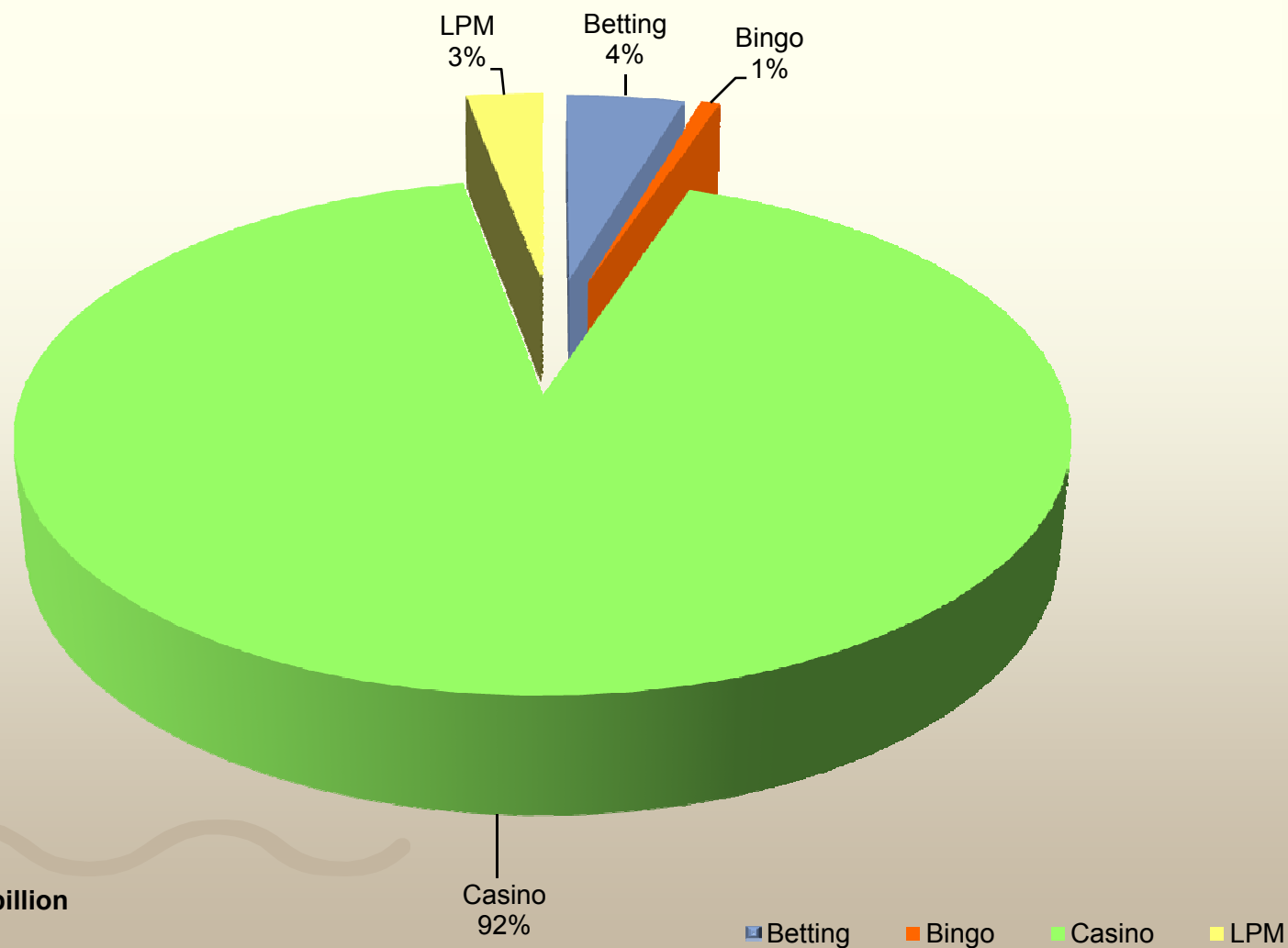


# Turnover per gambling mode - F2009

[The Rand value of money wagered including money wagered from winnings]



Total: R212,127 billion

Casino  
92%

Betting

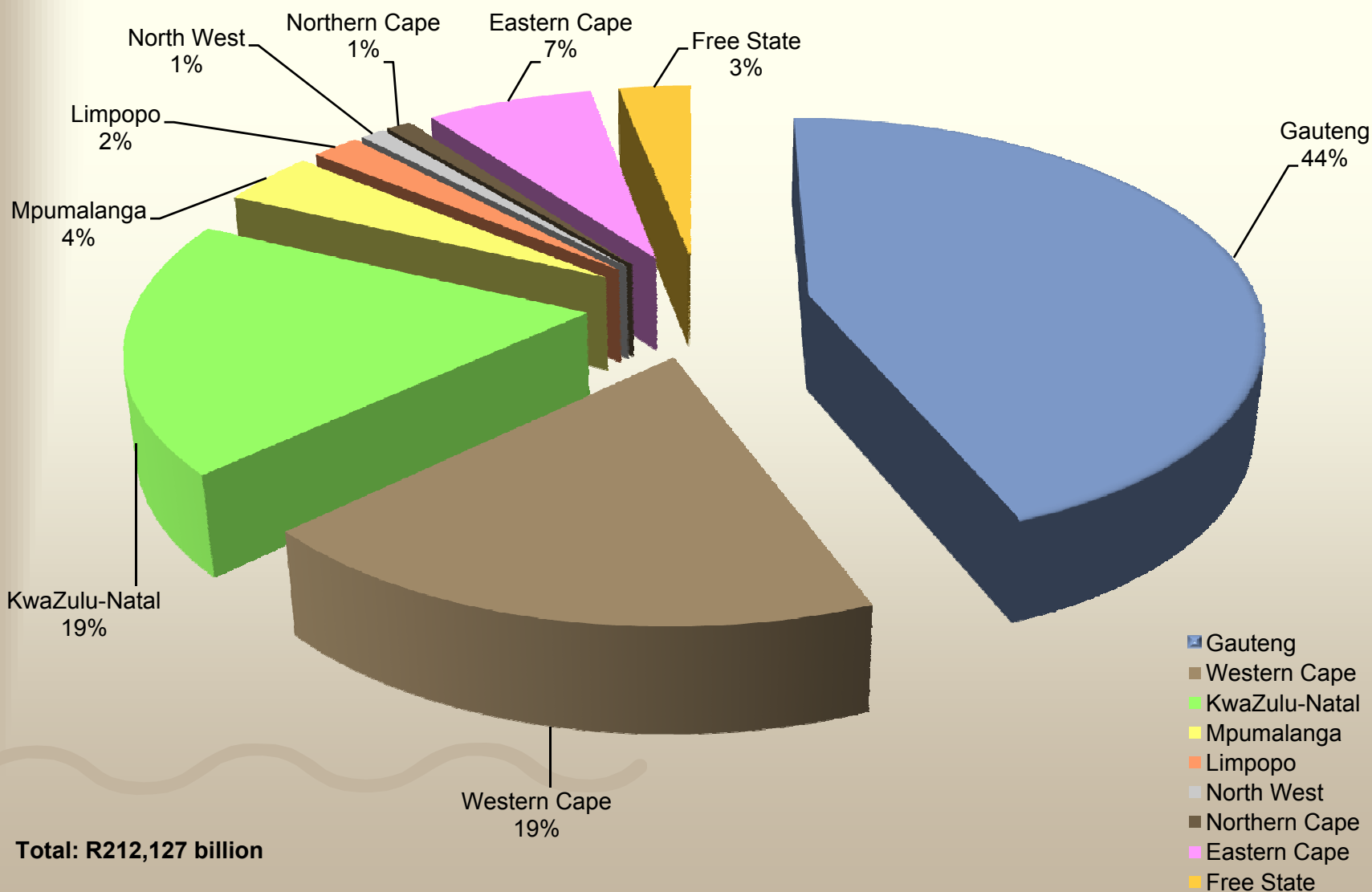
Bingo

Casino

LPM

# Turnover per province - F2009

[The Rand value of money wagered including money wagered from winnings]



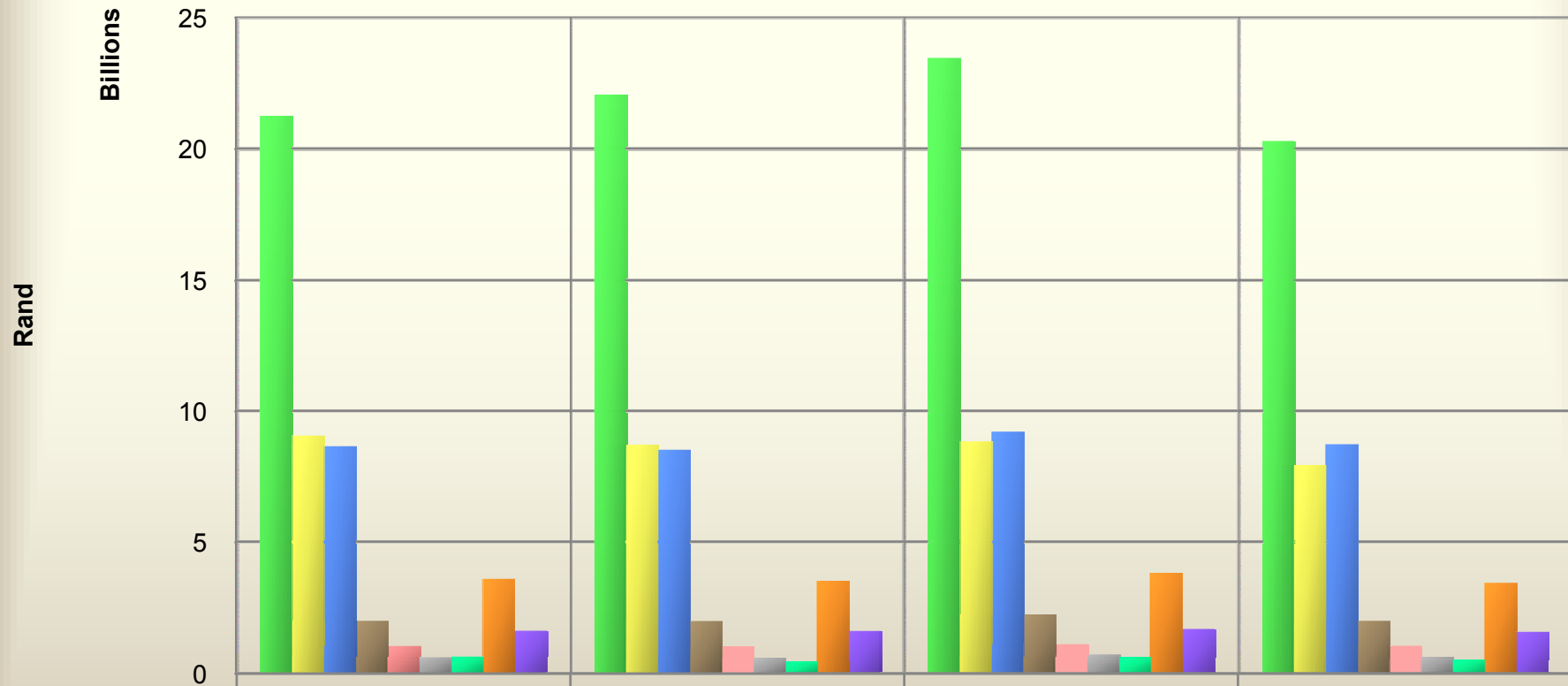
# Quarterly casino turnover - F2009

[The Rand value of money wagered including money wagered from winnings]



**National Gambling Board**

a member of the dti group



	FQ1	FQ2	FQ3	FQ4
■ Gauteng	21,233,176,091	22,048,261,313	23,453,234,276	20,278,598,283
■ Western Cape	9,064,179,513	8,730,208,571	8,812,907,132	7,939,724,334
■ KwaZulu-Natal	8,651,959,127	8,502,172,084	9,194,747,647	8,746,620,500
■ Mpumalanga	2,013,595,848	2,005,639,443	2,241,962,493	2,016,284,891
■ Limpopo	1,061,066,515	1,039,683,854	1,114,907,715	1,065,159,135
■ North West	596,316,047	578,571,178	719,771,643	626,473,066
■ Northern Cape	647,523,028	459,439,984	610,163,803	551,362,494
■ Eastern Cape	3,618,957,171	3,520,627,071	3,819,576,390	3,457,504,021
■ Free State	1,625,336,087	1,619,613,817	1,683,770,711	1,585,459,576