

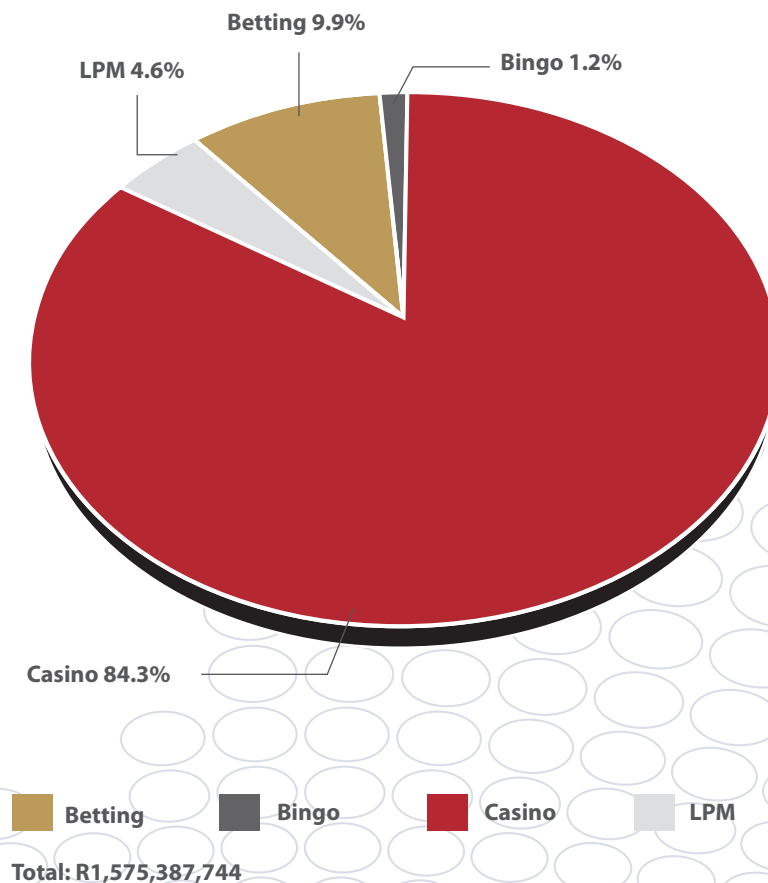
# National Gambling Statistics

The NGB maintains a national gambling statistics database that contains information on primary statistics such as turnover, gross gambling revenue (GGR), gambling tax and return to players/punters. Provincial Licensing Authorities (PLAs) are required to submit the primary statistics to the Board on a quarterly basis for consolidation and reporting on the national status. The data presented below is based on annual audited data, except for the Free State (based on quarterly submitted figures).

The results for 2009/2010 continued to show an increase in GGR around the country. The GGR increased by 2,17% from R15,921 billion (2008/2009) to R16,268 billion in 2009/2010.


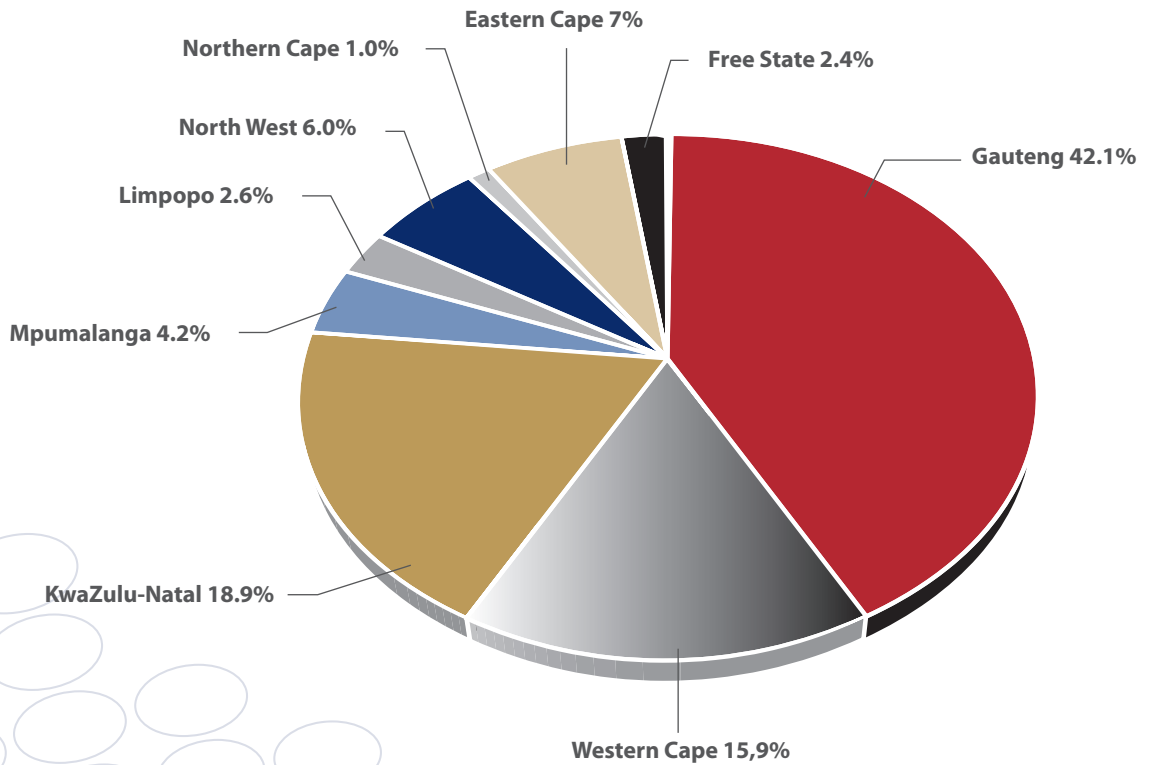
## GGR per gambling mode – F2010: Qrt 1-4

[Rand value of the gross revenue of an operator]



## GGR per province - F2010: Qrt 1-4

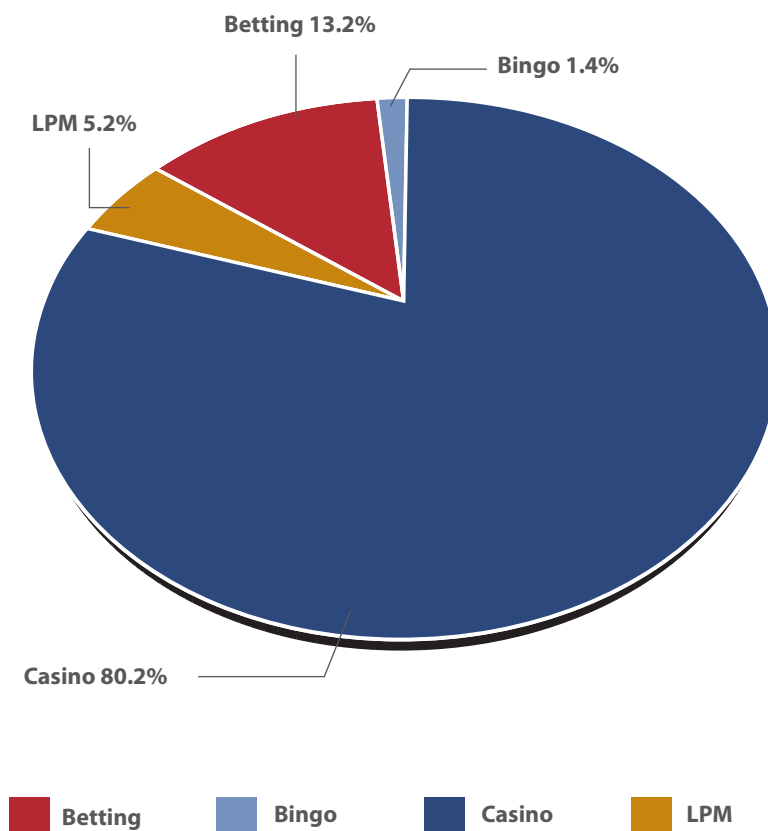
[Rand value of the gross revenue of an operator]



Total: R1,575,387,744


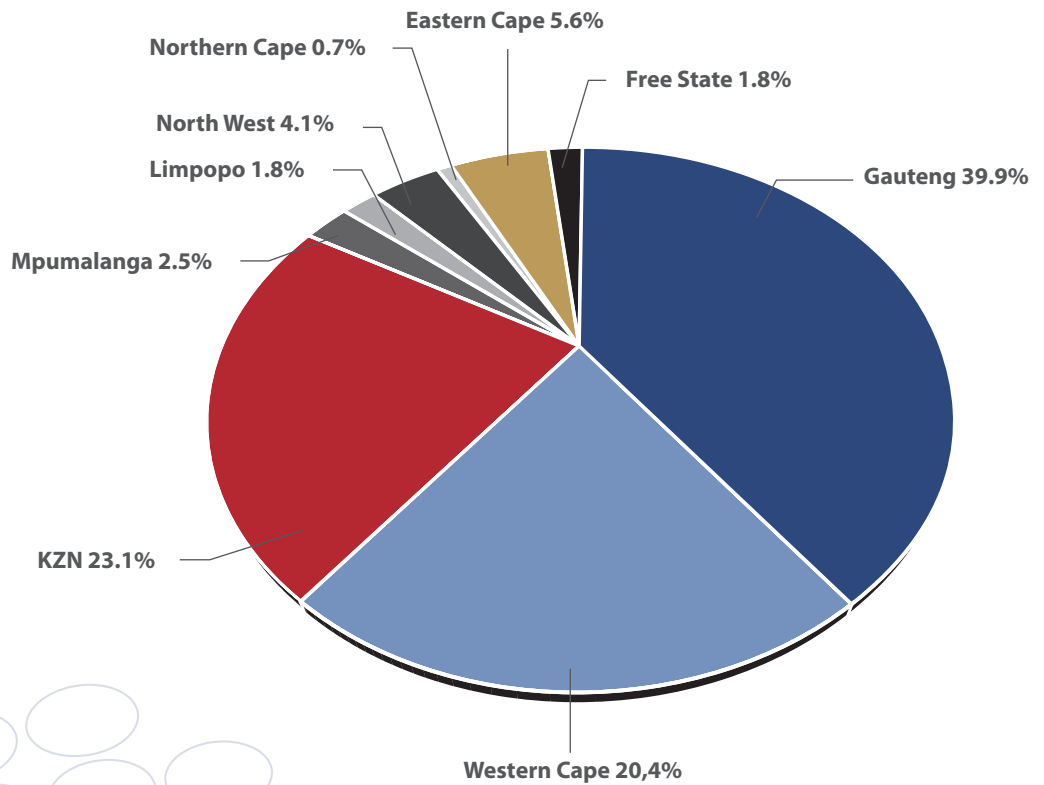
## Tax/levy contribution per gambling mode – F2010: Qrt 1-4

[Gambling tax levied and collected by PLAs]



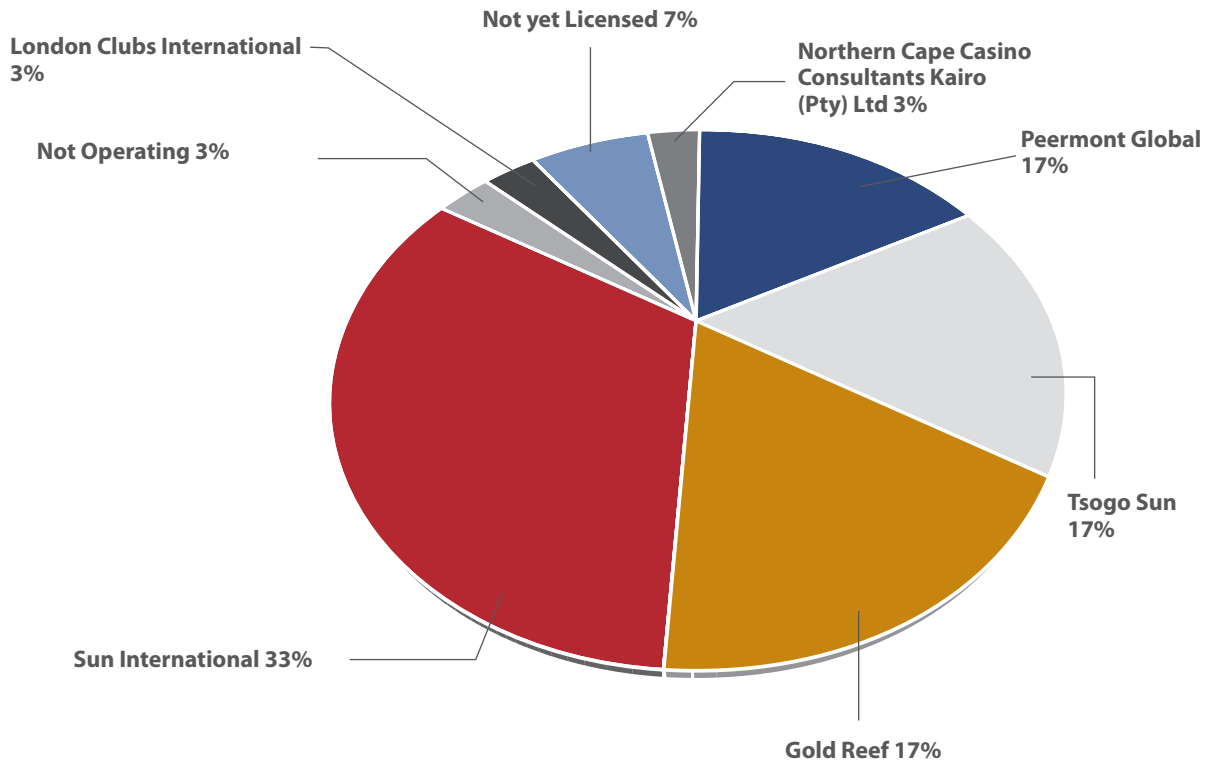
## Tax/Levy contribution per province - F2010: Qrt 1-4

[Gambling tax levied and collected by PLAS]



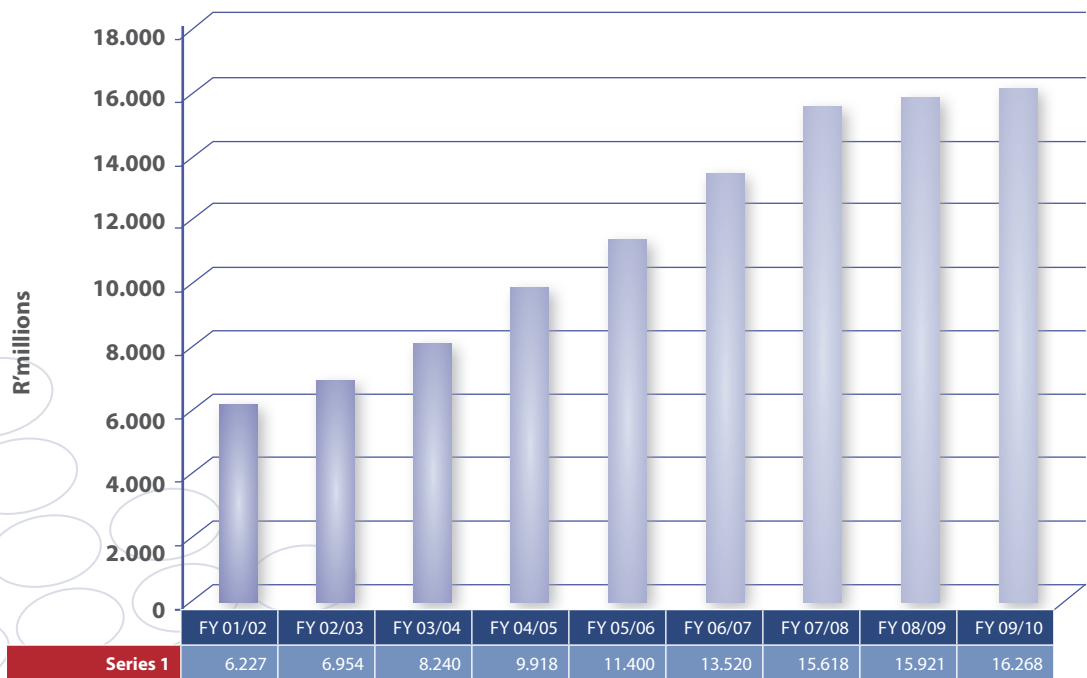
## Casino Groups Operating in South Africa - F2010

(Expressed as percentage in total number)



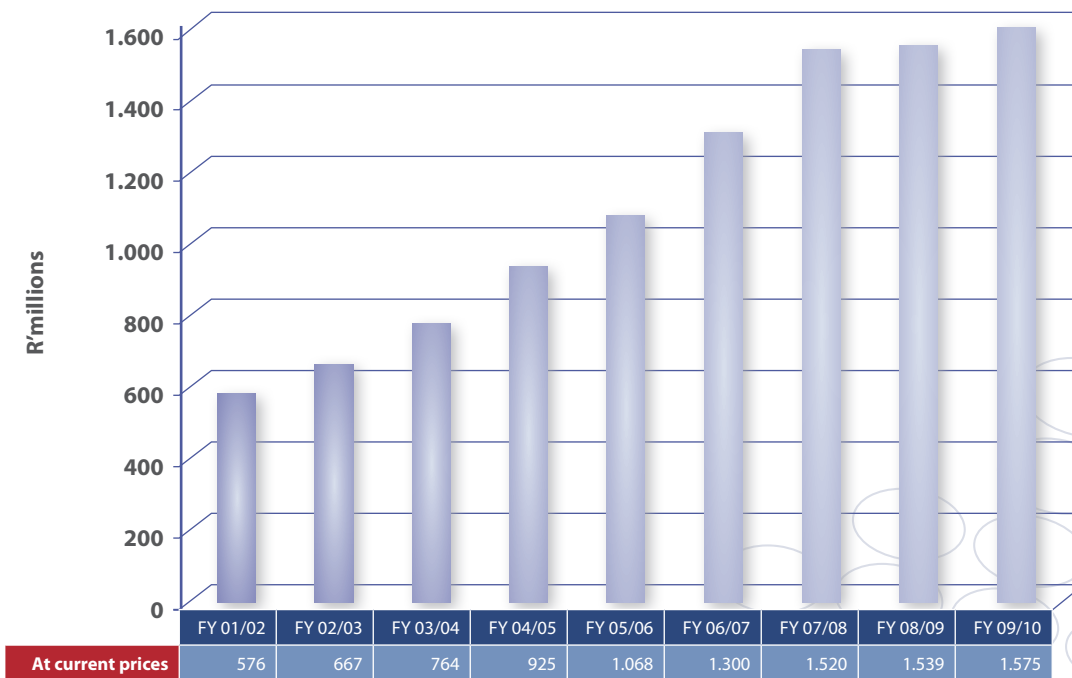
## Trend in GGR – F01/02 to F09/10

GGR - All Modes



## Trend in Taxes/Levies – F01/02 to F09/10

Taxes/Levies - All Modes



PROVINCE	AREA	LOCATION	NAME OF RESORT	DATE OPENED	CASINO OPERATOR	MANAGEMENT COMPANY	TOTAL CAPITAL (R)*	NUMBER OF GAMBLING EQUIPMENT PERMITTED TO OPERATE WHEN LICENCE WAS GRANTED			TEMPORARY OR PENDING CASINOS			PERMANENT CASINOS			CURRENT STATUS
								Slots	Tables	Gaming Positions	Slots	Tables	Gaming Positions	Slots	Tables	Gaming Positions	
1	Eastern Cape	Zone 1	Port Elizabeth	The Boardwalk Casino & Entertainment World	Emfuleni Resort	Sun International Management Ltd	518,339,058	700	20							Permanent Casino - Oct 00	
2	Eastern Cape	Zone 2	East London	Hemingways Casino	Tsogo Sun Emonti	Tsogo Sun Casino Management Company	222,000,000	400	12							Permanent Casino - Mar 02	
3	Eastern Cape	Zone 3	Queenstown	Queens Casino	Lukhanji Leisure (Pty) Ltd	Gold Reef Management (Pty) Ltd	128,700,000	180	6	222						Permanent Casino - May 08	
4	Eastern Cape	Zone 4														Applications for a Casino Licence Closed on 7 May 10	
5	Eastern Cape	Zone 5	Bizana	Wild Coast Sun	Transkei Sun International	Sun International	152,745,000	438	16							New licence issued Oct 99	
6	Free State	Zone 1	Southern Region (Bloemfontein)	Naledi Hotel & Casino	Sun International	Sun International	15,818,000	150	0	160						Permanent Casino - May 89	
7	Free State	Zone 1	Southern Region (Bloemfontein)	Windmill Casino & Entertainment Centre	Mangaung Sun (Pty) Ltd	Sun International	194,000,000	240	10							Permanent Casino - Oct 05	
8	Free State	Zone 2	Welkom	Goldfields Casino & Entertainment Centre	Goldfields Casino and Entertainment Centre (Pty) Ltd	Gold Reef Management (Pty) Ltd	169,000,000	226	6	266						Permanent Casino - Oct 07	
9	Free State	Zone 3	Eastern Region (Bethlehem)	Frontier Inn & Casino	Peermont Global (Eastern Free State) (Pty) Ltd	Peermont Global (Pty) Ltd	102,000,000	250	17							Permanent Casino - Nov 06	
10	Gauteng		Fourways	Montecasino	Tsogo Sun Casinos	Tsogo Sun Casino Management Company	2,292,000,000	1,700	70							Permanent Casino - Nov 00	
11	Gauteng		Golf Reef City	Gold Reef City Casino	Akani Egoli (Pty) Ltd	Akani Egoli Management (Pty) Ltd	1,500,000,000	1,600	50	2300						Permanent Casino - Mar 00	
12	Gauteng		Vanderbijlpark	Emerald Resort & Casino	Emerald Safari Resort (Pty) Ltd	London Clubs International	531,067,721	440	20							Permanent Casino - May 01	
13	Gauteng		Kempton Park	Emperors Palace Hotel Casino Convention Resort	Peermont Global (Pty) Ltd	Peermont Global (Pty) Ltd	1,870,000,000	1,500	50							Permanent Casino - Nov 00	
14	Gauteng		Brakpan	Carnival City Casino & Entertainment World	Afrisun Gauteng (Pty) Ltd	Sun International	1,031,598,259	1,750	60	2590						Permanent Casino - Oct 99	
15	Gauteng		Mabopane	Morula Casino & Hotel	Sun International	Sun International Management Ltd	109,000,000	1,098	28							Permanent Casino	
16	Gauteng		West Rand	Silverstar Casino	Silverstar Casino (Pty) Ltd	No management company	1,100,000,000	756	26	1120						Permanent Casino - Feb 09	
17	KwaZulu-Natal	Zone 1	Greater Durban (Village Green)	Suncoast Casino & Entertainment World	Tsogo Sun KZN (Pty) Ltd	Tsogo Sun Casino Management Company	1,400,000,000	1,250	50							Permanent Casino - Nov 02	
18	KwaZulu-Natal	Zone 1	North Durban (Umhlanga)	Sibaya Casino & Entertainment Kingdom	Afrisun KZN (Pty) Ltd	Sun International	759,464,696	800	26							Permanent Casino - Oct 06	
19	KwaZulu-Natal	Zone 2	North Coast (Empangeni)	Tusk Umfolozi Casino Resort	Peermont Global (KZN) (Pty) Ltd	Peermont Global Management (KZN) (Pty) Ltd	272,000,000	300	10		261	10				Temporary Casino - Oct 02	
20	KwaZulu-Natal	Zone 3	Northern Natal (Newcastle)	Century Casino Newcastle	Century Casino Newcastle (Pty) Ltd	Tsogo Sun Casino Management Company	116,964,616	250	10							Permanent Casino - Dec 06	
21	KwaZulu-Natal	Zone 4	Natal Midlands (Pietermaritzburg)	Golden Horse Casino	Akani Msunduzi (Pty) Ltd	Akani Msunduzi Management (Pty) Ltd	351,000,000	450	23	620						Permanent Casino - Sep 01	



PROVINCE	AREA	LOCATION	NAME OF RESORT	DATE OPENED	CASINO OPERATOR	MANAGEMENT COMPANY	TOTAL CAPITAL	NUMBER OF GAMBLING EQUIPMENT PERMITTED TO OPERATE WHEN LICENCE WAS GRANTED	TEMPORARY OR PENDING CASINOS	PERMANENT CASINOS	CURRENT STATUS			
22	Mpumalanga	Zone 1	Witbank	The Ridge Casino & Entertainment Resort	Mar-98	Tsogo Sun Casinos (Pty) Ltd	Tsogo Sun Casino Management Company	205,000,000	360	12	425	18	Permanent Casino - Sep 02	
23	Mpumalanga	Zone 2	Secunda	GraceLand Hotel, Casino & Country Club	Oct-97	PeerMont Global (Southern Highveld) (Pty) Ltd	PeerMont Global (Pty) Ltd	237,000,000	408	16	311	16	507	Permanent Casino - Jul 98
24	Mpumalanga	Zone 3	Nelspruit	Emmotweni Casino	Oct-97	Tsogo Sun Casinos (Pty) Ltd	Tsogo Sun Casino Management Company	170,000,000	298	12	367	10		Permanent Casino - Nov 99
25	Mpumalanga	Zone 4	Pilgrims Rest/ Lydenburg/ Bushbuck											No Licence Issued
26	Limpopo		Polokwane (Pietersburg)	Meropa Casino & Entertainment World	Mar-02	Meropa Leisure and Entertainment World (Pty) Ltd	Sun International	224,000,000	300	12	374	16		Permanent Casino - Mar 02
27	Limpopo		Burgersfort											Applications Closed Sep 09; no applications received
28	Limpopo		Thohoyandou	Khoroni Hotel Casino & Convention Resort	Jul-85	PeerMont Global (Limpopo) (Pty) Ltd	PeerMont Global Management (NW&L) (Pty) Ltd	129,000,000	160	7	140	7	238	Permanent casino - Jul 95
29	Northern Cape		Kimberley	Flamingo Casino	Mar-02	Teemane (Pty) Ltd	Sun International	144,365,302	220	9	250	11		Permanent casino - Mar 02
30	Northern Cape		Upington	Desert Palace Hotel Resort (Pty) Ltd	Jun-00	Desert Palace Hotel Resort (Pty) Ltd	Northern Cape Casino Consultants Kairo (Pty) Ltd	68,000,000	145	7	154	6		Permanent casino - May 05
31	Northern Cape		Kuruman	Leitho Entertainment World		Leitho								Temporary Licence Issued, but not yet operational
32	North West		Mmabatho	Mmabatho Palms Hotel Casino & Convention Resort	Dec-78	PeerMont Global (North West) (Pty) Ltd	PeerMont Global Management (NW&L) (Pty) Ltd	243,000,000	155	8	155	8	267	Permanent Casino - Dec 78
33	North West		Pilanesberg	Sun City	Dec-79	Sun International	Sun International Management Ltd	2,381,397,348	1,315	38	601	38		Permanent Casino
34	North West		Klerksdorp	Rio Hotel Casino & Convention Resort	Sep-04	PeerMont Global (North West) (Pty) Ltd	PeerMont Global Management (NW&L) (Pty) Ltd	495,000,000	255	11	274	13	456	Permanent Casino - Sep 04
35	North West		Hammanskraal	The Carousel Casino & Entertainment World	Nov-91	Sun International	Sun International	291,644,431	1,745	69	710	19		Permanent Casino - Dec 00
36	Western Cape	Zone 1	Cape Metropole (Goodwood)	GrandWest Casino & Entertainment World	Dec-00	Sun West International	Sun International Management Ltd	1,206,670,352	1,750	66	2,500	70		Permanent Casino - Dec 00
37	Western Cape	Zone 2	Southern Cape (Mossel Bay)	Garden Route Casino	Dec-02	Garden Route Casino (Pty) Ltd	Gold Reef Management (Pty) Ltd	147,100,000	412	16	412	16	524	Permanent Casino - Dec 02
38	Western Cape	Zone 3	Breede River (Worcester)	Golden Valley Casino	Nov-06	Worcester Casino (Pty) Ltd	Sun International Management Ltd	188,489,109	220	0	224	7		Permanent Casino - Nov 06
39	Western Cape	Zone 4	Overberg	The Caledon Hotel, Spa & Casino	Oct-00	Century Casinos Caledon (Pty) Ltd	Tsogo Sun Casino Management Company	158,787,623	250	14	348	8		Permanent Casino - Oct 00
40	Western Cape	Zone 5	West Coast	Club Mykonos Holiday Resort	Nov-00	West Coast Leisure (Pty) Ltd	Gold Reef Management (Pty) Ltd	100,700,000	270	9	300	9	363	Permanent Casino - Oct 00
						Total	19,225,851,515	22,741	816	8,135	22,064	802	16,515	

CASINOS	Total
Permanent casinos (operational)	35
Temporary casino (operational)	1
Temporary licence issued (not operational)	1
No licence issued	3
<b>Total</b>	<b>40</b>

**\* Total Capital Investment is defined as:**

- Total initial capex, including land, buildings and furniture/fittings/equipment
- Capex for additional infra-structure development on the same basis as above (casino development includes any development which the casino licensee is obliged to develop in terms of its bid commitments and conditions of licence)

## Illegal gambling statistics for the financial year 2009/10

PROVINCIAL LICENSING AUTHORITY	KZN	GAUTENG	FREE STATE	NORTH WEST	NORTHERN CAPE	LIMPOPO	EASTERN CAPE	WESTERN CAPE	MPUMALANGA	TOTAL
Number of raids/closure	29	06	18	06	0	375	0	10	31	475
Number of raids (fahfee)	06	0	0	0	0	88	0	0	0	94
Confiscated gambling machines	6	0	30	312	0	0	03	23	45	475
Confiscated gambling tables	03	0	0	0	0	0	02	0	0	05
Confiscated computer devices	04	0	0	0	0	0	0	0	0	04
Case convictions	11	0	0	0	0	0	0	0	0	11
Acquittals	0	0	0	0	0	0	0	0	0	0
Admission of guilt	26	0	0	0	0	392	0	04	14	436
Withdrawals	0	0	0	0	0	01	0	0	04	05
Forfeited gambling machines	62	0	0	0	0	88	06	06	40	202
Forfeited gambling tables	62	0	0	0	0	0	0	0	0	62
Forfeited computer devices	03	0	0	0	0	0	0	0	0	03
Returned gambling machines	0	0	0	276	0	0	0	0	0	276
Returned gambling tables	0	0	0	0	0	0	0	0	15	15
Returned computer devices	0	0	0	0	0	0	0	0	0	0
Destroyed gambling machine	37	0	20	0	0	51	0	0	0	108
Destroyed gambling tables	03	0	0	0	0	0	0	0	0	03

### Disclaimer

Please note that the information provided is unaudited and has been provided by Provincial Licensing Authorities.



