



Cold atoms in space: community workshop summary and proposed road-map

Iván Alonso¹, Cristiano Alpigiani², Brett Altschul³, Henrique Araújo⁴, Gianluigi Arduini⁵, Jan Arlt⁶, Leonardo Badurina⁷, Antun Balaž⁸, Satvika Bandrupally^{9,10}, Barry C. Barish¹¹, Michele Barone¹², Michele Barsanti¹³, Steven Bass¹⁴, Angelo Bassi^{15,16†}, Baptiste Battelier¹⁷, Charles F.A. Baynham⁴, Quentin Beaufiles¹⁸, Aleksandar Belić⁸, Joel Bergé¹⁹, Jose Bernabeu^{20,21}, Andrea Bertoldi¹⁷, Robert Bingham^{22,23}, Sébastien Bize¹⁸, Diego Blas^{24,25}, Kai Bongs^{26†}, Philippe Bouyer^{17†}, Carla Braitenberg²⁷, Christian Brand²⁸, Claus Braxmaier^{29,28}, Alexandre Bresson¹⁹, Oliver Buchmueller^{4,30†}, Dmitry Budker^{31,32}, Luís Bugalho³³, Sergey Burdin³⁴, Luigi Cacciapuoti^{35†}, Simone Callegari³⁶, Xavier Calmet³⁷, Davide Calonico³⁸, Benjamin Canuel¹⁷, Laurentiu-Ioan Caramete³⁹, Olivier Carraz^{40†}, Donatella Cassettari⁴¹, Pratik Chakraborty⁴², Swapan Chattopadhyay^{43,44,32}, Upasna Chauhan⁴⁵, Xuzong Chen⁴⁶, Yu-Ao Chen^{47,48,49}, Maria Luisa Chiofalo^{50,51†}, Jonathon Coleman³⁴, Robin Corgier¹⁸, J.P. Cotter⁴, A. Michael Cruise^{26†}, Yanou Cui⁵², Gavin Davies⁴, Albert De Roeck^{53,5†}, Marcel Demarteau⁵⁴, Andrei Derevianko⁵⁵, Marco Di Clemente⁵⁶, Goran S. Djordjevic⁵⁷, Sandro Donadi⁵⁸, Olivier Doré⁵⁹, Peter Dornan⁴, Michael Doser^{5†}, Giannis Drougakis⁶⁰, Jacob Dunningham³⁷, Sajan Easo²², Joshua Eby⁶¹, Gedminas Elertas³⁴, John Ellis^{7,5†}, David Evans⁴, Pandora Examilioti⁶⁰, Pavel Fadeev³¹, Mattia Fani⁶², Farida Fassi⁶³, Marco Fattori⁹, Michael A. Fedderke⁶⁴, Daniel Felea³⁹, Chen-Hao Feng¹⁷, Jorge Ferreras²², Robert Flack⁶⁵, Victor V. Flambaum⁶⁶, René Forsberg^{67†}, Mark Fromhold⁶⁸, Naceur Gaaloul^{42†}, Barry M. Garraway³⁷, Maria Georgousi⁶⁰, Andrew Geraci⁶⁹, Kurt Gibble⁷⁰, Valerie Gibson⁷¹, Patrick Gill⁷², Gian F. Giudice⁵, Jon Goldwin²⁶, Oliver Gould⁶⁸, Oleg Grachov⁷³, Peter W. Graham⁴⁴, Dario Grasso⁵¹, Paul F. Griffin²³, Christine Guerlin⁷⁴, Mustafa Gündoğan⁷⁵, Ratnesh K. Gupta⁷⁶, Martin Haehnel⁷¹, Ekim T. Hanimeli⁷⁷, Leonie Hawkins³⁴, Aurélien Hees¹⁸, Victoria A. Henderson⁷⁵, Waldemar Herr⁷⁸, Sven Herrmann⁷⁷, Thomas Hird³⁰, Richard Hobson^{4†}, Vincent Hock⁷⁷, Jason M. Hogan⁴⁴, Bodil Holst⁷⁹, Michael Holynski²⁶, Ulf Israelsson⁵⁹, Peter Jeglič⁸⁰, Philippe Jetzer⁸¹, Gediminas Juzeliūnas⁸², Rainer Kaltenbaek⁸³, Jernej F. Kamenik⁸³, Alex Kehagias⁸⁴, Teodora Kirova⁸⁵, Marton Kiss-Toth⁸⁶, Sebastian Koke^{36†}, Shimon Kolkowitz⁸⁷, Georgy Kornakov⁸⁸, Tim Kovachy⁶⁹, Markus Krutzik⁷⁵, Mukesh Kumar⁸⁹, Pradeep Kumar⁹⁰, Claus Lämmerzahl⁷⁷, Greg Landsberg⁹¹, Christophe Le Poncin-Lafitte¹⁸, David R. Leibbrandt⁹², Thomas Lévêque^{93†}, Marek Lewicki⁹⁴, Rui Li⁴², Anna Lipniacka⁷⁹, Christian Lisdat^{36†}, Mia Liu⁹⁵, J.L. Lopez-Gonzalez⁹⁶, Sina Loriani⁹⁷, Jorma Louko⁶⁸, Giuseppe Gaetano Luciano⁹⁸, Nathan Lundblad⁹⁹, Steve Maddox⁸⁶, M.A. Mahmoud¹⁰⁰, Azadeh Maleknejad⁵, John March-Russell³⁰, Didier Massonnet⁹³, Christopher McCabe⁷, Matthias Meister²⁸, Tadej Mežnaršič⁸⁰, Salvatore Micalizio³⁸, Federica Migliaccio^{101†}, Peter Millington^{115,102}, Milan Milosevic¹⁰³, Jeremiah Mitchell⁷¹, Gavin W. Morley¹⁰⁴, Jürgen Müller⁴², Eamonn Murphy^{35†}, Özgür E. Müstecaplıoğlu¹⁰⁵, Val O'Shea¹⁰⁶, Daniel K.L. Oi²³, Judith Olson¹⁰⁷, Debapriya Pal¹⁰⁸, Dimitris G. Papazoglou¹⁰⁹, Elizabeth Pasatembou⁴, Mauro Paternostro¹¹⁰, Krzysztof Pawłowski¹¹¹, Emanuele Pelucchi¹¹², Franck Pereira dos Santos¹⁸, Achim Peters⁷⁵, Igor Pikovski^{113,114}

© The Author(s) 2022. **Open Access** This article is licensed under a Creative Commons Attribution 4.0 International License, which permits use, sharing, adaptation, distribution and reproduction in any medium or format, as long as you give appropriate credit to the original author(s) and the source, provide a link to the Creative Commons licence, and indicate if changes were made. The images or other third party material in this article are included in the article's Creative Commons licence, unless indicated otherwise in a credit line to the material. If material is not included in the article's Creative Commons licence and your intended use is not permitted by statutory regulation or exceeds the permitted use, you will need to obtain permission directly from the copyright holder. To view a copy of this licence, visit <http://creativecommons.org/licenses/by/4.0/>.

Apostolos Pilaftsis¹¹⁵, Alexandra Pinto¹¹⁶, Marco Prevedelli¹¹⁷, Vishnupriya Puthiya-Veettill⁶⁰, John Quenby⁴, Johann Rafelski¹¹⁸, Ernst M. Rasel^{42†}, Cornelis Ravensbergen¹⁰⁷, Mirko Reguzzoni¹⁰¹, Andrea Richaud¹¹⁹, Isabelle Riou⁸⁶, Markus Rothacher¹²⁰, Albert Roura²⁸, Andreas Ruschhaupt¹¹², Dylan O. Sabulsky¹⁷, Marianna Safronova¹²¹, Ippocratis D. Saltas¹²², Leonardo Salvi^{9,10,123}, Muhammed Sameed¹¹⁵, Pandey Saurabh¹²⁴, Stefan Schäffer¹²⁵, Stephan Schiller^{126†}, Manuel Schilling⁴², Vladimir Schkolnik⁷⁵, Dennis Schlippert⁴², Piet O. Schmidt^{36,42}, Harald Schnatz³⁶, Jean Schneider¹²⁷, Ulrich Schneider⁷¹, Florian Schreck¹²⁵, Christian Schubert^{78†}, Armin Shayeghi¹²⁸, Nathaniel Sherrill³⁷, Ian Shipsey³⁰, Carla Signorini^{13,51†}, Rajeev Singh¹²⁹, Yeshpal Singh²⁶, Constantinos Skordis¹³⁰, Augusto Smerzi^{131,10}, Carlos F. Sopuerta^{132,133}, Fiodor Sorrentino¹³⁴, Paraskevas Sphicas^{135,5}, Yevgeny V. Stadnik¹³⁶, Petruta Stefanescu³⁹, Marco G. Tarallo³⁸, Silvia Tentindo¹³⁷, Guglielmo M. Tino^{9,10,123,131†}, Jonathan N. Tinsley^{9,10}, Vincenza Tornatore¹⁰¹, Philipp Treutlein¹³⁸, Andrea Trombettoni¹⁵, Yu-Dai Tsai¹³⁹, Philip Tuckey¹⁸, Melissa A. Uchida⁷¹, Tristan Valenzuela²², Mathias Van Den Bossche¹⁴⁰, Ville Vaskonen¹⁴¹, Gunjan Verma^{9,10,16}, Flavio Vettrano¹⁴², Christian Vogt⁷⁷, Wolf von Klitzing^{60†}, Pierre Waller³⁵, Reinhold Walser¹⁴³, Eric Wille^{35†}, Jason Williams⁵⁹, Patrick Windpassinger¹⁴⁴, Ulrich Wittrock¹⁴⁵, Peter Wolf^{18†}, Marian Woltmann⁷⁷, Lisa Wörner^{28†}, André Xuereb¹⁴⁶, Mohamed Yahia¹⁴⁷, Efe Yazgan¹⁴⁸, Nan Yu⁵⁹, Nassim Zahzam¹⁹, Emmanuel Zambrini Cruzeiro¹⁴⁹, Mingsheng Zhan¹⁵⁰, Xinhao Zou¹⁷, Jure Zupan¹⁵¹ and Erik Zupanic⁸⁰

*Correspondence:

Oliver.Buchmueller@cern.ch;

John.Ellis@cern.ch

⁴Imperial College London, Prince Consort Road, London, SW7 2AZ, UK

⁷King's College London, Strand, London, WC2R 2LS, UK

Full list of author information is available at the end of the article

[†]Section Editor and/or Workshop Organiser

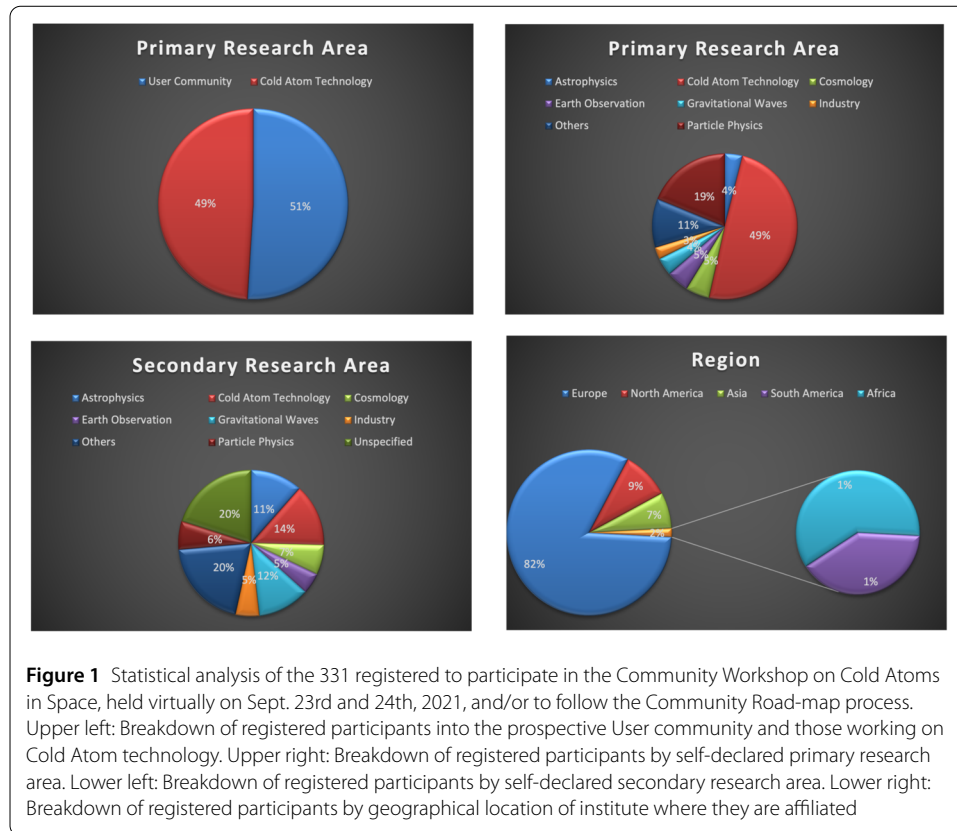
Abstract

We summarise the discussions at a virtual Community Workshop on Cold Atoms in Space concerning the status of cold atom technologies, the prospective scientific and societal opportunities offered by their deployment in space, and the developments needed before cold atoms could be operated in space. The cold atom technologies discussed include atomic clocks, quantum gravimeters and accelerometers, and atom interferometers. Prospective applications include metrology, geodesy and measurement of terrestrial mass change due to, e.g., climate change, and fundamental science experiments such as tests of the equivalence principle, searches for dark matter, measurements of gravitational waves and tests of quantum mechanics. We review the current status of cold atom technologies and outline the requirements for their space qualification, including the development paths and the corresponding technical milestones, and identifying possible pathfinder missions to pave the way for missions to exploit the full potential of cold atoms in space. Finally, we present a first draft of a possible road-map for achieving these goals, that we propose for discussion by the interested cold atom, Earth Observation, fundamental physics and other prospective scientific user communities, together with the European Space Agency (ESA) and national space and research funding agencies.

1 Preface

This document contains a summary of the *Community Workshop on Cold Atoms in Space* [1] that was held virtually on September 23 and 24, 2021. The purpose of this community workshop was to discuss objectives for a cold atom quantum technology development programme coordinated at the Europe-wide level, and to outline a possible community road-map and milestones to demonstrate the readiness of cold atom technologies in space, as proposed in the recommendations of the Voyage 2050 Senior Science Committee (SSC) [2], and in synergy with European Union (EU) programmes.

The SSC was set up by the ESA Director of Science to advise on the space science programme for the period 2030–2050, and drew attention to the potential of cold atom tech-



nology in fundamental physics and planetary science as well as in navigation, timekeeping and Earth Observation (EO) [2]. The SSC set out a plausible programme of technology development in the Voyage 2050 report that would prepare cold atom payloads for evaluation by the ESA science committees on scientific merit alone, without technical concerns about robustness for the space environment. One aim of the workshop in September 2021 was to engage the cold atom community in defining possible science payloads that might be used to establish a recognised pathway towards the use of cold atoms in the ESA science programme.

This community workshop brought together representatives of the cold atom, astrophysics, cosmology, fundamental physics, geodesy and earth observation communities to participate in shaping this development programme. It built upon one organised two years ago [3], which reviewed the landscape of present and prospective cold atom experiments in space. Subsequently, several White Papers were submitted [4–13] in response to the Voyage 2050 call,¹ which outlined possible ultimate goals and reviewed experiments and technical developments underway that could help pave a way towards these goals.

One of the key objectives of this Workshop was to enhance the strength and coherence of a community embracing Cold Atom technology experts as well as prospective Users. In total, 331 people from 36 countries registered as participants in the Workshop and/or to follow the community roadmap process. As seen in the two upper panels of Fig. 1, the registered participants comprise essentially equal numbers of declared cold atom experts

¹See, in particular, the Special Issue (Vol. 51) of *Experimental Astronomy* devoted to Voyage 2050 science themes for ESA's long-term plan for the science programme edited by K. O'Flaherty, L. Tacconi, C. Arridge, G. Hasinger and F. Favata.

and prospective Users. The upper right panel breaks the user community down by their self-declared primary research areas, which range from Earth Observation to cosmology, and the lower left panel provides another breakdown by their secondary research areas. As anticipated for a Europe-based event, about 80% of the registrations are from European countries, as seen in the lower right panel of Fig. 1, but there is also significant North American and Asian participation.

This community provides the backbone for long-term planning and the support needed to see the challenging cold atom missions foreseen in the road-map through to their successful completions. The participants display an excellent and diverse mix of expertise, building an outstanding basis for the success of the workshop and the development of the corresponding road-map, which defines possible interim and long-term scientific goals and outlines technological milestones. Section 2 is an introduction to our document, Sects. 3 to 5 discuss our main science themes, namely atomic clocks, Earth Observation and fundamental physics, Sect. 6 discusses the technology developments required before quantum sensors can be deployed in space, Sect. 7 summarises the discussions during the Workshop, and in Sect. 8 we outline the corresponding Community road-map.

2 Introduction

Quantum physics was developed primarily in Europe in the first half of the 20th century. In the second half, the first “quantum revolution” took place and was the engine of the main technological and societal transformations in recent decades including, e.g., solid-state electronics and hence all information and computing technologies. It also enabled the space era thanks, e.g., to onboard semiconductor technologies (solar cells, avionics, communication systems radars, detectors, etc.). Similarly, the first half of the 21st century is being deeply impacted by the second “quantum revolution”, with the possibility of exploiting and controlling quantum phenomena so far not applied outside the laboratory, e.g., macroscopic quantum coherence, superposition, entanglement.

Atomic quantum sensors are a newly-emerging technology of unparalleled accuracy and precision. Spaceborne quantum inertial sensors (e.g., accelerometers, gravimeters, gyroscopes) are today the most advanced sensing technologies that benefit from this revolution, exploiting matter-wave interferometry with Bose–Einstein condensates, using atom clouds cooled below nanoKelvin temperature. For example, whereas classical accelerometers suffer from high noise at low frequencies, cold atom interferometers (CAI) are highly accurate also at low frequencies and do not need any external calibration: see Fig. 5 below.

In the past twenty years, gravimetry missions have demonstrated a unique capability to monitor major climate-related changes of the Earth directly from space—quantifying the melt of large glaciers and ice sheets, global sea level rise, continental drought, major flooding events, and also the effects of large earthquakes and tsunamis. Adding to fundamental knowledge of the Earth, a quantum gravimetry mission for climate will provide essential climate variables (ECVs) of unprecedented quality for groundwater measurements, mass balance of ice sheets and glaciers, heat and mass transport, building upon the successes of previous missions using classical technology, such as the Gravity field and steady-state Ocean Circulation Explorer (GOCE) [14], the Gravity Recovery and Climate Experiment mission (GRACE) [15] and its follow-on mission (GRACE-FO) [16]. A combination of classical sensors with CAI or, at a later stage, a full quantum sensor will bring the Quantum Mission for Climate to a sensitivity that will open many applications and satisfy user

needs [17] with respect to water management and hazard prevention. In this connection, we take special note of the adoption of Quantum Technology for Earth Observation by the European Commission, notably (but not exclusively) in the Horizon Europe programme, under the thrust of Commissioner T. Breton, and of the inclusion of Quantum Technology in the ESA Agenda 2025 [18].

Quantum Technology on Earth has revolutionised the measurement of time since the first atomic clocks in the 1950s, and these now provide the fundamental time frame across the globe. In space, atomic clocks have widespread applications such as satellite-based navigation systems (GPS, Galileo). Terrestrial clocks based on atomic transitions are now reaching a relative accuracy on the order of 10^{-18} , a level at which a change of height in the Earth's gravitational field of 1 cm would be detectable as a gravitational redshift. This sensitivity brings both challenges and opportunities. The challenge for terrestrial clocks will be that changes in the local gravitational potential, either by human activity or by alterations in the local water table, will destroy the stability of the clock. This issue will certainly drive the siting of such clocks in space, with the implication that space qualification of the quantum technology will be essential for future development. The availability of such sensitive technology in space also offers significant opportunities to explore many aspects of fundamental physics.

Mounted on a space platform in a highly eccentric orbit, a sensitive atomic clock would provide an ideal laboratory to test the Einstein Equivalence Principle (EEP) of General Relativity beyond current precision as the spacecraft experiences varying gravitational potentials around the orbit. This is a test that is at the heart of General Relativity and all metric theories of gravitation and space-time. A fundamental aspect of the EEP of General Relativity is the Universality of Free Fall (UFF), which has been tested since the days of Galileo with ever-increasing accuracy. Quantum gravimetry using atom interferometers in space will allow pushing tests of UFF to new frontiers, with the potential of unveiling new physics beyond the Standard Model that modify our theory of gravity, e.g., via fifth forces that exhibit screening mechanisms. These experiments represent some of the best ways of exploring the unknown theoretical interface between quantum physics and our best-tested theory of gravity, General Relativity.

The deployment of cold atom technology in space will also enable many other sensitive experiments in fundamental physics, cosmology and astrophysics, such as searches for ultralight dark matter particles, measurements of gravitational waves from the mergers of massive black holes and phenomena in the early Universe, and ultrasensitive probes of quantum mechanics, complementing terrestrial laboratory experiments such as those at particle colliders.

The commonality of many subsystems between atomic clocks, gravimeters and fundamental physics experiments means that a well-planned programme of technical development should lead to the availability in space-borne missions of all these applications in fundamental science, Earth Observation, time keeping and navigation.

3 Atomic clocks review

3.1 Scientific and societal opportunities

3.1.1 Fundamental science

High-stability and -accuracy atomic clocks combined with state-of-the-art time and frequency links can be used to measure tiny variations in the space-time metric and test the validity of the Einstein Equivalence Principle.

As predicted by General Relativity, gravity influences the flow of time. When identical clocks experiencing a different gravitational potential are compared by exchanging timing signals, a relative frequency difference proportional to the difference of the gravitational potential at the location of the clocks can be measured. The effect, known as gravitational redshift, has been tested in 2018 with a precision of about 2×10^{-5} [19, 20] by using the clocks on-board the Galileo 5 and 6 satellites. The ACES (Atomic Clock Ensemble in Space) mission [21–23] will perform an absolute measurement of the redshift effect between the PHARAO clock on-board the International Space Station (ISS) and clocks on Earth, improving this limit by an order of magnitude. Optical clock missions on highly elliptical orbits around the Earth or cruising towards the Sun are expected to improve redshift tests by several orders of magnitude and to measure higher-order relativistic effects to high precision.

Local Lorentz Invariance (LLI) postulates the independence of any local test experiment from the velocity of the freely-falling apparatus. Optical clocks can be used to provide very stringent tests of Lorentz symmetry and the Lorentz-Violating Standard Model Extension (SME) [24]. Distant strontium optical lattice clocks compared through optical fibre links have been used to constrain to 1×10^{-8} the Robertson–Mansouri–Sexl parameter used to test theories of special relativity (see [25] for a review) by searching for daily variations of the relative frequency difference [26]. In [27], two Yb^+ clocks confined in two traps with quantisation axis aligned along non-parallel directions are compared while the Earth orbits around the Sun. The absence of frequency modulations at the level of 1×10^{-19} made possible an improvement in the limits on the Lorentz symmetry violation parameter for electrons.

Local Position Invariance (LPI) can also be tested by comparing clocks based on different atomic transitions. According to LPI, the outcome of any local test experiment is independent of where and when it is performed in the Universe. Transition frequencies depend differently on three fundamental constants: the fine structure constant α , the electron mass m_e/Λ_{QCD} (where Λ_{QCD} is the QCD scale parameter), and the quark mass m_q/Λ_{QCD} . Therefore, comparing atomic clocks based on different transitions can be used to constrain the time variation of fundamental constants and their couplings to gravity. As an example, the comparison of two $^{171}\text{Yb}^+$ clocks based on the electric quadrupole and electric octupole transitions and two Cs clocks repeated over several years has recently improved the limits on the time variation of the fine structure constant and of the electron-to-proton mass ratio [28]. At the same time, using the annual variation of the Sun's gravitational potential, it was possible to constrain the coupling of both constants to gravity.

Atomic clock networks can also be used to place bounds on Topological Dark Matter (TDM) models. TDM can be expressed as a scalar field that couples to fundamental constants such as the fine-structure constant and the electron mass, thus producing variations in the transition frequencies of atomic clocks at its passage. Cross-comparisons between atomic clocks connected in a network over large distances can be used to place bounds on the time variation of three fundamental constants and determine exclusion regions for the effective energy scale (inverse of the coupling strength) of the dark matter field as a function of its Compton wavelength [29–32]. Clock networks providing redundant measurements are a powerful tool to control systematic effects and confirm any detection above the noise threshold.

The dark matter distribution in the Solar system is critical for the reach of dark matter direct detection experiments. It is possible that some local over-density of ultralight dark matter could be bound to the Sun. A clock-comparison satellite mission with two clocks onboard sent to the inner reaches of the solar system was proposed in [33] to search for the dark matter halo bound to the Sun, probe natural relaxation² parameter space, and look for the spatial variation of the fundamental constants associated with a change in the gravitation potential.

Optical clocks have also been proposed for gravitational wave detection [4, 5, 35]. A pair of clocks in drag-free satellites separated by a long-distance baseline share the interrogation laser via an optical link. The clocks act as narrowband detectors of the Doppler shift on the laser frequency due to the relative velocity between the satellites induced by the incoming gravitational wave. The atom interrogation sequence on the clock transition can be controlled, enabling precise tuning of the detection window over a wide frequency interval without loss of sensitivity. A frequency range between about 10 mHz and 10 Hz can be covered, thus bridging the gap between space-based and terrestrial optical interferometers, as discussed in more detail in Sect. 5.

3.1.2 Metrology

The basic ‘second’ in the International System of Units (SI) is the quantity that is fixed with by far the lowest uncertainty of all units. This is done by primary frequency standards (laser-cooled Cs fountain clocks) operated at National Metrology Institutes. Global time scales rely on the comparison of such high-performance atomic clocks connected in a global network. The Bureau International des Poids et Mesures (BIPM) generates International Atomic Time (TAI), which is based on the cross-comparison of the best primary frequency standards and, more recently, also optical clocks worldwide. Its rate is defined to be close to proper time on the geoid. Coordinated Universal Time (UTC) is produced by the BIPM and differs from TAI only by an integral number of seconds as published by the BIPM: it is the only recommended time scale for international reference and the basis of civil time in most countries.

Since optical clocks already outperform the primary frequency standards that operate in the microwave domain (see Sect. 3.2), the international metrology community represented by the Comité International des Poids et Mesures (CIPM) and its committees have devised a road-map for the redefinition of the second. This documents the high priority and strong commitment of a large community to the development and operation of optical clocks, with high relevance for society. Such a redefinition will enable a more accurate and stable international timescale [36, 37], which is key for precise navigation services via the global navigation satellite system (GNSS) network, the synchronisation of worldwide exchanges and markets, communication networks, and national defence and security.

The coordination of time requires the permanent comparison and synchronisation of national timescales and clocks. With the increasing performance of optical clocks, the demands on the link quality are also increasing. Today’s microwave links achieve neither the necessary stability nor the accuracy required by the new optical clocks [38]. Locally, fibre-optical links can be an alternative [39], but a global network is not within reach. Long-distance time and frequency links enabling frequency comparisons at the level of 1×10^{-18}

²The relaxation is a light spin-zero field that dynamically relaxes the Higgs mass with respect to its natural large value [34].

are urgently needed. Such local networks may even be combined by space clocks, as in the ACES [22] or the proposed Space Optical Clock (SOC) [40] missions. Potentially, a space clock can overcome the limitations on the realisation of the SI second and of timescales set by the knowledge of the gravity potential on the ground because the relativistic frequency shift, needed to transform the proper time of the clock to TAI, can be computed more accurately for a space clock than for a ground clock. Presently, this correction can only be determined with a fractional uncertainty of about 3×10^{-18} , equivalent to 3 cm height [41], which is already larger than the uncertainty of today's optical clocks (see Sect. 3.2.1).

3.1.3 Earth observation & geodesy

In view of climate change and its consequences for society, Earth observation and geodesy are of increasing importance. There exist highly accurate geometric reference frames based on the GNSS, Very Long Baseline Interferometry (VLBI), Satellite Laser Ranging (SLR) and Doppler Orbitography and Radiopositioning Integrated by Satellite (DORIS) networks [42, 43]. Physical height reference systems related to the geoid, which are sensitive to the flow of water, are much less accurate and fall behind the requirements set by the UN resolution for sustainable development [44] by more than an order of magnitude.

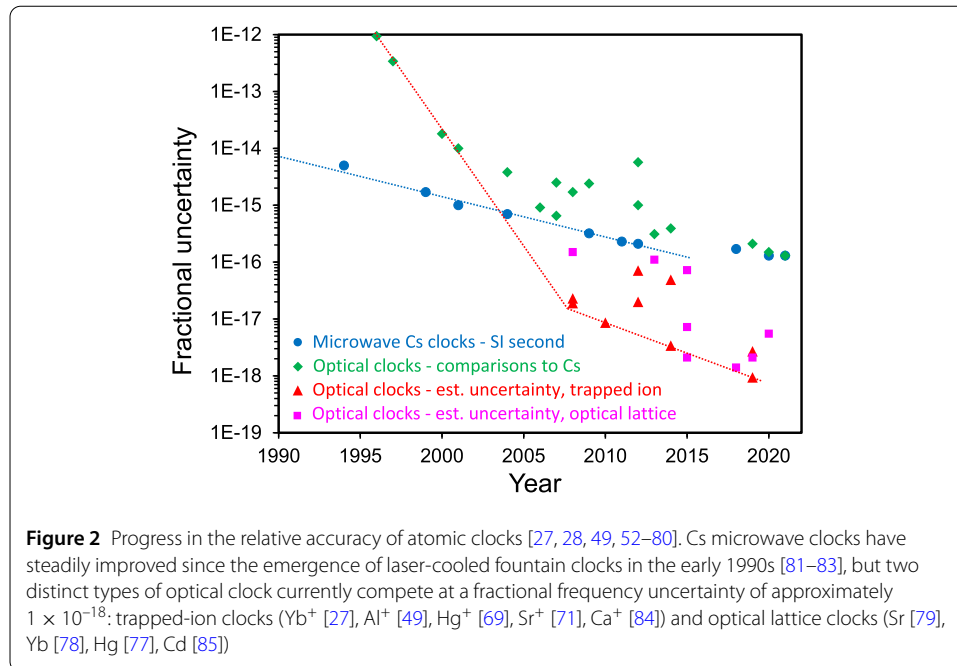
Presently, physical heights are locally derived by spirit levelling tied to reference points such as tide gauges or global observations from satellite missions like CHAMP [45], GOCE [14], GRACE [46], and GRACE-FO [16]. Although these missions were and are very successful, they lack spatial resolution and require considerable data processing, because the sensors are only sensitive to derivatives of the gravity potential. With clocks at a fractional uncertainty level of 10^{-18} , we now have sensors at hand that are directly sensitive to the gravity potential via the relativistic redshift [47, 48]. Therefore, we have an opportunity to establish a novel technique to realise a height reference system using a network of optical clocks from which the physical height differences at the respective locations can be derived.

Present clock performance already provides a height resolution better than the current geodetic state-of-the-art [41], and is likely to reach the millimetre level within the next decade. It is essential to establish links for cross-comparisons of optical clocks that are flexibly accessible and span the globe. Satellite-based approaches fulfil these requirements in an ideal fashion. Satellite-mediated ground-to-ground links with improved performance compared to, e.g., ACES, will enable a fast development of this field of application. Clocks operated in space are expected to improve the products from GRACE-like missions, in terms of estimates of potential coefficients, particularly in the low-frequency range of the spherical harmonics. If a suitable satellite formation is exploited, an improvement in the estimation of time variations in the potential could also be achieved. Space clocks may ultimately provide an independent, long-term stable and reproducible height reference for decades, even centuries of Earth monitoring.

3.2 Clocks: state of the art

3.2.1 Laboratory-based clocks

Figure 2 shows the historical progress of state-of-the-art laboratory atomic clocks of different types, distinguished by coloured symbols of different shapes. Cesium (Cs) microwave atomic clocks have been the primary standard for the SI second since 1967, which has helped to motivate the development of several generations of Cs clocks with reduced fractional frequency errors. However, in recent years, optical atomic clock technology has



matured significantly: the best optical atomic clocks now surpass Cs in relative accuracy by a factor of more than 100. The field of optical clocks encompasses a diverse range of trapped-ion clocks and optical lattice clocks, each with distinct merits. Trapped ion clocks naturally offer exquisite environmental isolation and quantum control, leading to small systematic shifts and high accuracy [27, 49]. However, optical lattice clocks have the key advantage of using many atoms in parallel, resulting in greater frequency stability and therefore allowing high-precision measurements within a significantly shorter averaging time [50, 51].

In order to verify the 10^{-18} precision of the best optical clocks and pursue the scientific opportunities discussed in Sect. 3.1, it is important to compare different clocks of comparable precision with each other. Local measurements of optical clocks within a single laboratory have been used to measure general relativistic redshifts corresponding to vertical displacements at the millimetre scale [86] and to search for possible variations in local physics induced by dark matter [65, 87, 88]. Distant comparisons between clocks in separate laboratories allow large numbers of independent clocks to be included, but must be mediated by a complex frequency link infrastructure. The longest distances are spanned by satellite links, which allow comparison at 10^{-16} fractional frequency uncertainty [38]. However, much higher precision at the 10^{-18} level can be carried out over shorter distances using terrestrial links, either with free-space lasers [89] or telecoms-wavelength lasers sent through optical fibres [39, 90, 91]. The most extensive optical fibre network is operated between European metrology institutes [39], across which several clocks have been compared to search for physics beyond the Standard Model (see Sect. 3.1.1) [26, 92].

The development of laboratory atomic clocks is fuelled by a broad community that spans universities, industry and several National Metrology Institutes. Optical lattice clocks are now particularly widespread, with more than a dozen strontium (Sr) [64, 76, 90, 93–103]

and some ytterbium (Yb) [103–107] clock laboratories in operation worldwide.³ The commitment of the metrology community to continue investing in optical clocks is highlighted by the CIPM road-map for an optical redefinition of the SI second (see Sect. 3.1.2). The road-map mandates a research programme likely to span at least the next decade, in which several optical clocks will be developed at 1×10^{-18} relative accuracy and validated through clock-clock measurements. To carry out such measurements, the priority of the optical clock community will be to develop cold atom technology with higher technology readiness levels (TRLs), capable of combining state-of-the-art accuracy with robust, long-term operation—an investment which should have close synergies with a future programme for cold atoms in space.

3.2.2 Transportable clocks

Early in the development of optical frequency standards it was recognised that mobile devices (see, e.g., [108]) enable applications (see Sect. 3.1) of clocks that are impractical if the availability of clocks is restricted to only a few laboratories. The required engineering to develop delicate laboratory systems into robust mobile devices also opens the door to commercialisation and space applications of clocks. While there have been several impressive demonstrations of compact optical frequency standards with high performance [109, 110], we focus here on activities that target a clock performance similar to the state-of-the-art of laboratory setups (see Sect. 3.2.1).

To maintain the outstanding frequency stability of optical clocks, ultra-stable interrogation lasers are required. For reasons of seismic and thermal insulation, these are typically neither robust nor compact. Therefore, the further development of these devices was identified by the community as an important challenge [111–113] and supported, e.g., by ESA activities [114–116] and is—with demonstrated fractional frequency instabilities significantly below 10^{-15} —on a good path. As ultra-stable laser systems have numerous applications beyond optical frequency standards, e.g., in atom interferometry, ultra-stable microwave generation, or optical telecommunication, the continued support of these activities is of high importance.

The realisation of a fully transportable optical clock requires more lasers and a complex technical infrastructure (see Fig. 3), and thus poses a larger challenge. Nevertheless, several such systems working with neutral atoms [117–119] or single ions [84] have been realised, which already outperform the most accurate microwave standards. These setups are developed for space applications [40], and have been used in a geodetic context [120, 121] or to test fundamental aspects of physics [80]. We therefore conclude that the construction and reliable operation of optical clocks with fractional uncertainties of 1×10^{-17} and below and compact dimensions with volumes $\lesssim 1 \text{ m}^3$ is already possible today [122, 123].

3.2.3 Free-space time and frequency links

Connecting (optical) atomic clocks worldwide lays the basis for applications such as the creation of TAI or a Positioning, Navigation and Timing (PNT) standard, and would also open the route to testing theories of fundamental physics (see Sects. 3.1 and 3.3).

³Importantly, these optical lattice clocks use the same Sr and Yb technology as proposed for atom-interferometer science missions such as AEDGE [5].

Currently, primary microwave clocks are connected via satellites [38] in the microwave domain by the existing GNSS infrastructure [124] or dedicated two-way time and frequency transfer (TWTFT) links [125–127]. Demonstrated frequency transfer uncertainties of existing microwave links (MWLs) reach into the 10^{-16} range after averaging times of days [124, 128] and into the 10^{-17} range after averaging times of weeks with integer ambiguity resolution [124], and demonstrated time transfer uncertainties lie in the nanosecond region [127]. A new generation of MWL equipment is under development [22, 129], which reaches in laboratory tests timing instabilities of < 100 fs for averaging times $\tau = 10$ s to 2000 s [22], which is equivalent to fractional frequency transfer uncertainties of $< 5 \times 10^{-17}$ at 2000 s. Similar performances are achieved in the optical domain by Time Transfer by Laser Link (T2L2) [130] and the European Laser Timing (ELT) experiment [131] employing time-of-arrival measurements of laser pulses.

A significantly improved uncertainty is achieved by techniques exploiting the optical carrier. Optical frequency dissemination using continuous wave laser signals [132] reaches fractional frequency transfer instabilities $< 5 \times 10^{-19}$ already after 100 s of averaging time in path-length stabilised operation [133]. A team at NIST has developed an optical TWTFT (OTWTFT) technique [89] combining carrier and time-of-flight information, allowing phase-coherent averaging over the signal dropouts that occur inevitably due to atmospheric turbulence [134]. Using this technique, the NIST team has demonstrated sub- 10^{-18} frequency transfer uncertainty and sub-1 fs timing uncertainty at an averaging time of 1000 s in a 3-node network of two concatenated 14 km links [135]. Furthermore, they demonstrated OTWTFT to a flying drone with similar performance [136]. Despite the proven performance, however, the remaining steps to achieve ground-to-satellite worldwide coverage remain challenging: demonstrate techniques for higher relative speeds between sender and receiver, assess the impact of atmospheric turbulence, signal loss, potential loss of reciprocity on such ground-to-satellite links, and consider inclusion of relativistic effects. Recently, a first study addressed this scaling to ground-to-satellite connections [137] and came to a positive conclusion regarding the feasibility. Nevertheless, further experimental evidence gradually approaching the long-term ground-to-satellite goal is required. Synergies can be expected with the proposed combination of microwave and optical links in the context of new GNSS constellations [138].

3.3 International space activities

Space is the ideal laboratory to test general relativity and alternative theories of gravitation with atomic clocks. The large velocities and velocity variations, the access to large variations in the gravitational potential, and the possibility to establish a global network able to compare ground clocks across continents from space provide new opportunities both for fundamental physics research and for applications in other areas of research, such as clock synchronisation and timescale distribution, geodesy, Earth observation, navigation, etc., as discussed elsewhere in this report.

ACES (Atomic Clock Ensemble in Space) [22] is an ESA mission designed to operate on the International Space Station. The two on-board clocks rely on atomic transitions in the microwave domain. The PHARAO clock, a primary frequency standard based on laser cooled Cs atoms, provides the ACES clock signal with a long-term stability and accuracy of 1×10^{-16} in fractional frequency; the active H-maser SHM is the on-board flywheel oscillator that will be used for the characterisation of the PHARAO accuracy. The ACES




Figure 3 (Left) Flight model of the ACES payload during the assembly phase. SHM (vertical cylinder) and PHARAO (in the background) are installed on the bottom panel. The ACES computer, the PHARAO computer, and the on-board phase comparator are visible on the left panel. MWL electronics (not installed yet) and the antennae are accommodated on the top panel. (Right) The ACES payload installed on the Columbus External Payload Adapter (CEPA) for interface tests

clock signal is distributed to ground clocks by using two time and frequency links: MWL is a link in the microwave domain; ELT is an optical link using short laser pulses to exchange timing signals. A distributed network of MWL ground terminals will connect the clocks operated in the best research institutes worldwide (SYRTE, PTB, NPL and Wettzell in Europe, NIST and JPL in the US, NICT in Japan) to the ACES clock signal. Satellite laser ranging stations will also be connected to the clock network by using the ELT optical link. The space-to-ground clock de-synchronisation measurement produced by MWL and ELT will be used to perform an absolute measurement of the gravitational redshift in the field of the Earth to < 2 ppm, to probe time variations of fundamental constants, and to perform tests of the Lorentz-Violating Standard Model Extension (SME) [24]. The possibility of searching for topological dark matter with the ACES network is also being investigated. ACES is expected to fly to the ISS in the 2025 time frame. The flight model of the ACES payload is shown in Fig. 3.

Significant advances in the development of microwave cold-atom clocks have been achieved in China with the launch and on-orbit operation of the CACES (Cold Atom Clock Experiment in Space) clock based on laser-cooled Rb atoms [139]. The experiment was successfully operated on the Chinese space laboratory Tiangong-2. From an analysis of the Ramsey fringes, an estimated short-term stability at the level of $3 \times 10^{-13}/\sqrt{s}$ was attained under free-fall conditions. Unfortunately, a full characterisation of the clock in space was not possible due to the absence of a stable frequency reference and of a space-to-ground link on board Tiangong-2. The clock performance is still to be optimised, but this experiment clearly demonstrates the robustness of the cold-atom clock technology for space.

In the US, the NASA's Jet Propulsion Lab has successfully demonstrated mercury trapped-ion clock technology in space [140]. The Deep Space Atomic Clock (DSAC) payload, consisting of a Hg^+ microwave clock and a dedicated GPS receiver, was launched

into a 720-km orbit around the Earth in June 2019. The space clock was compared to the clocks from the US Naval Observatory, and demonstrated a fractional frequency stability between 3×10^{-15} and 5×10^{-15} at 1 day, subsequently stabilizing at 3×10^{-15} as measured after 23 days [140]. The short-term stability of the clocks, which is below the GPS measurement system noise, could be estimated as $7 \times 10^{-13}/\tau^{1/2}$, where τ is the integration time. This technology can be used for navigation, planetary science, and fundamental physics.

As discussed above, optical clocks can provide an improvement in stability and accuracy of 2 orders of magnitude with respect to microwave clocks. Following the impressive progress of atomic clocks based on optical transitions, several initiatives are currently ongoing to advance the required technology to flight readiness.

Europe is developing key optical clock technology for space, e.g., cooling lasers, the clock laser, a high-finesse reference cavity, a clock control unit to stabilise the laser frequency on the atomic transition, and the lattice laser. A design study for a Sr clock physics package has been completed. Compact and transportable ground-based prototypes for a Sr optical lattice clock [117] and a Sr ion clock [141] are being characterised. Free-space coherent optical links reaching a fractional frequency uncertainty of 1×10^{-19} in a few days of measurement time are under development [133]. In parallel, the I-SOC Pathfinder platform has been proposed as the ACES follow-on mission. I-SOC Pathfinder is pushing further the microwave and optical link technology [142, 143] developed for ACES to continue operating a worldwide network of optical clocks on the ground to test fundamental laws of physics, to develop applications in geodesy and time & frequency transfer, and to demonstrate key time and frequency link technologies that are essential for all future atomic clock missions in space. The I-SOC Pathfinder mission could be operated on the ISS, but other platforms as geostationary satellites could be even preferable to enhance common view time slots between selected ground stations.

In the US, the FOCOS (Fundamental physics with an Optical Clock Orbiting in Space) mission concept has been proposed [123]. FOCOS relies on a Yb optical lattice clock with 1×10^{-18} stability and accuracy on a highly elliptical orbit around the Earth. A coherent optical link is used to compare the space clock to ground clocks for general relativity tests and timing applications. FOCOS will also serve as a pathfinder for future atom interferometry missions to test the Equivalence Principle, clock constellations in space to hunt for dark matter [29, 30], and gravitational wave observatories [35].

In parallel, CACES follow-on experiments based on optical clock technology are under development in China. It is expected that the Chinese space program will continue experiments including clocks over the coming five years, on the Tiangong space station, the Chang'e series of lunar probes, and the Tianwen-1 Mars probe [144].

Finally, major efforts and resources are being invested worldwide to improve the atomic clocks of the GNSS. Currently, available technology relies on the passive H-maser, the Rb atomic frequency standard, and the Cs beam frequency standard [145, 146]. Clocks for navigation satellites have reduced stability (in the $10^{-15} - 10^{-14}$ range for fractional frequency), but offer a more compact design with low mass (3 to 20 kg), low power consumption (30 to 70 W), and long lifetime on orbit. Alternative technologies are under study for the next generation of atomic clocks for navigation. Among them, it is worth mentioning the mercury ion clock technology [140], the pulsed optically pumped Rb clock [147], the Rb optical atomic clock [148], and the iodine frequency reference [110, 149] that will soon

be tested in the COMPASSO experiment on the ISS platform Bartolomeo [150]. These developments are maturing key technology for space (see Sect. 6), making it possible not only to deploy compact atomic clocks for global positioning and navigation, but also high-performance atomic clocks for fundamental physics and geodesy (see Sect. 4).

3.4 Recommendation: road-map to space clocks

As discussed above and in Sect. 5, there are many possible configurations of space-clock missions. Here we envisage the possibility of three missions, undertaken in stages:

- Complete ACES and launch it to the ISS with utmost urgency.
- Implement I-SOC Pathfinder (or an equivalent) on the ISS as an ACES follow-on mission. The payload, containing an active H-maser, a microwave link, and a laser-pulse optical link, is designed for comparison of ground-based optical clocks to 10^{-18} fractional frequency precision in 1 day. This would have applications in fundamental physics discovery, proof-of-concept optical timescales, and geodesy.
- Launch a dedicated satellite in a highly elliptical orbit containing a strontium optical lattice clock with a 1×10^{-18} systematic uncertainty and $1 \times 10^{-16}/\sqrt{\tau}$ instability, with a coherent optical link to ground. The goals of such a mission are similar to the ones proposed in FOCOS [123]; strong cooperation between the proponents of these missions would be very beneficial. A mission of this type will enable more precise comparisons across a wider network of ground clocks, and direct searches for new physics, including stringent tests of general relativity.

Within this road-map, we highlight an urgent need to develop coherent free-space optical links capable of clock comparisons at the 10^{-18} level in less than 1 day. Once optical links are in place, a critical element of the road-map is then the qualification of a strontium optical lattice clock for operation in space.⁴ To achieve this, a technology development programme must be undertaken for several components of the clock: optical resonators to stabilise lasers to a noise floor of 1×10^{-16} in fractional frequency; laser sources at six different wavelengths to cool, optically confine and interrogate strontium atoms; compact physics packages with a controlled black-body radiation environment; and compact frequency combs. Further details of the required technologies are outlined in Sect. 6.

The possibility of establishing collaborations between Europe, the US, and China on major future scientific missions should be investigated.⁵ Further, synergies should be exploited between the atomic clock missions discussed here and the requirements for the AEDGE mission [5] discussed in Sect. 5, for which the same cold-strontium technology is envisaged.

4 Quantum gravimetry for Earth observation review

4.1 The observation of mass change and Earth observation requirements

4.1.1 Earth sciences and gravity field observations

The Earth sciences need gravity-field observations from satellites for understanding the Earth's structure and monitoring its changes related to geodynamics and climate change,

⁴Ytterbium could be used in place of strontium, as proposed in FOCOS [123]. The atoms share similar complexity and capability: either would be suitable for an atomic clock mission, or for an atom-interferometer science mission of the AEDGE type [5].

⁵For example, in the context of the US National Academies Decadal Survey on Biological and Physical Sciences Research in Space 2023–2032 [151].

as well as many other needs of society related to its glacio- and hydrosphere. Satellite earth observations (EO) enable the observation and monitoring of the Earth's density distribution and mass variations, and provide a significant contribution to the determination of many Essential Climate Variables (ECVs) as defined by the Global Climate Observing System (GCOS) [152]. ECVs monitor phenomena that are changing the world we live in, such as climate change, changing water resources, flooding, melting of ice masses, global sea level rise and atmospheric changes. Better knowledge of such phenomena is bound to lead to significant societal benefits via, e.g., the operational prediction of floods and droughts, monitoring and prediction of sea level rise, and in applications regarding water management.

For these reasons, several initiatives and studies have been launched in the past years at the international level to foster continued observation and monitoring of mass and mass transport phenomena. In 2015 the International Union of Geodesy and Geophysics (IUGG) issued a resolution on “Future Satellite Gravity and Magnetic Mission Constellations” [153] and launched an international multidisciplinary study on science and user needs for the observation of mass transport to understand global change and to benefit society. In the resulting report it was stated that “... a satellite gravity infrastructure is needed with increased space-time sampling capability, higher accuracy and sustained observations” [154], see also [155]. Moreover, in 2019 the International Association of Geodesy (IAG) started the “Novel Sensors and Quantum Technology for Geodesy” (QuGe) initiative. In its framework, three working groups have been defined, one specifically devoted to “Quantum gravimetry in space and on ground” [156] and a second one targeting “Relativistic geodesy with clocks” [157] (See Sect. 3.1).

4.1.2 Past, present and planned gravimetry missions

In the past twenty years, satellite gravity missions have helped form a well-organised user community tracking the Earth mass movements, and the study of environmental changes on a global scale using data from satellite observations (see Fig. 4 and Table 1).

The general principle of gravity missions is based on precise tracking of satellite position (in free fall) and inter-satellite ranging, combined with the determination of non-gravitational accelerations by means of accelerometers on board the satellites. The technology exploited so far for gravimetry missions is represented by electrostatic accelerometers (EA), as in the CHALLENGING Minisatellite Payload (CHAMP) mission that flew from 2000 to 2010 [45], where the accelerometer provides observations that represent the surface forces acting on the satellite, i.e., all non-gravitational accelerations (drag, solar and Earth radiation pressure), so that the Earth gravity field can be obtained from purely gravitational orbit perturbations (observed by satellite tracking). Based on the same EA technology but measuring orbit perturbations by satellite-to-satellite tracking, the NASA/DLR (Deutsches Zentrum für Luft- und Raumfahrt) GRACE mission that flew from 2002 to 2017 [46] and the GRACE-FO mission launched in 2018 [16] have provided and are providing routine measurements of the spatial variations of the Earth gravity field in space and in time on a monthly basis. These missions are based on the concept of flying a pair of low-Earth-orbiting satellites, precisely tracked using the GNSS and an inter-satellite microwave ranging system, with the accelerometers enabling the measurement of non-gravitational forces. This allows for long-term monitoring of the gravity field and its time variations.

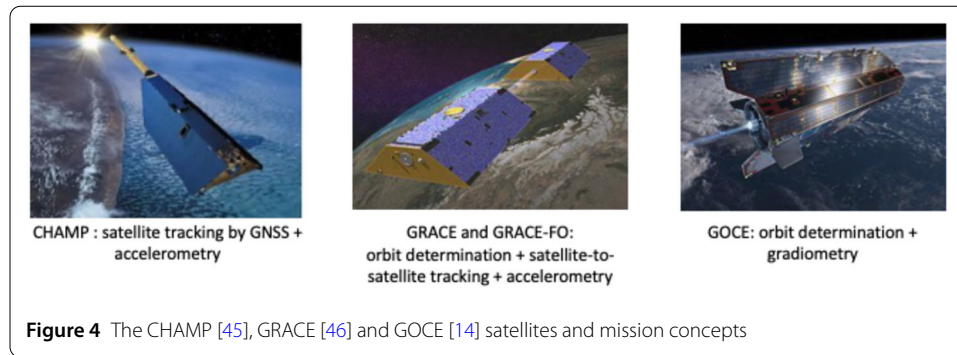


Table 1 Accuracies in the determination of the gravity field by “classical” measurements (including the planned ESA-NASA NGGM/MAGIC mission [160])

Measurement type	Monitoring gravity field time variations			Static gravity field
	CHAMP 2000–2010	GRACE/GRACE-FO 2002—ongoing	NGGM Launch scheduled 2028	GOCE 2009–2013
EA accuracy	$\sim 10^{-10}$ m/s ²	$\sim 10^{-11}$ m/s ²	$\sim 10^{-11}$ m/s ²	$\sim 10^{-12}$ m/s ²
Geoid undulations	~ 10 cm @350km	~ 10 cm @175km	~ 1 mm @ 500 km every 3 days ~ 1 mm @ 150 km every 10 days	~ 1 cm @100km
Gravity anomalies	~ 0.02 mGal @1000km	~ 1 mGal @175km		~ 1 mGal @100km

However, the 20-year-long time series of observations needs to be prolonged, which is why several space agencies are working on follow-up missions. ESA plans a Next-Generation Gravity Mission—NGGM [158], scheduled for launch in 2028 and also known as MAGIC (Mass-change and Geosciences International Constellation), in cooperation with the corresponding NASA MCDO (Mass Change Designated Observable) initiative [159]. The MAGIC mission configuration will be based on two pairs of twin satellites: one pair will fly on a quasi-polar orbit, the other one on an orbit with inclination of about 67° [160], with laser ranging between each pair. This will allow for a reduction in the revisit time, providing higher temporal and spatial resolution.

Based on a different measurement concept, gravimetry can also be performed by acquiring observations from a gradiometer, measuring gravity gradients inside the satellite. This was done in the very successful GOCE mission flying from 2009 to 2013 [14], which exploited gradiometry for a unique mapping of the static gravity field, providing models with unprecedented accuracy for a range of geophysical and oceanographic applications (e.g., sea-level currents, a reference system for global height systems, and background data for geophysics and understanding the Earth interior).

Table 1 summarises the status of the gravity missions based on classical technology, the accuracies attained so far and the prospects for the near future.

Although the classical gravity field missions have been highly successful, they have not satisfied all the user needs of science and society. These have been summarised in various international reports, in the form of tables such as those provided in [161], see Table 2.

Table 2 Consolidated science and users' requirements for earth observation, as reported in [161]

Spatial resolution	Equivalent water height		Geoid	
	Monthly field	Long-term trend	Monthly field	Long-term trend
Threshold requirements				
400 km	5 mm	0.5 mm/yr	50 μm	5 $\mu\text{m}/\text{yr}$
200 km	10 cm	1 cm/yr	0.5 mm	0.05 mm/yr
150 km	50 cm	5 cm/yr	1 mm	0.1 mm/yr
100 km	5 m	0.5 m/yr	10 mm	1 mm/yr
Target objectives				
400 km	0.5 mm	0.05 mm/yr	5 μm	0.5 $\mu\text{m}/\text{yr}$
200 km	1 cm	0.1 cm/yr	0.05 mm	5 $\mu\text{m}/\text{yr}$
150 km	5 cm	0.5 cm/yr	0.1 mm	0.01 mm/yr
100 km	0.5 m	0.05 m/yr	1 mm	0.1 mm/yr

4.1.3 Earth observation requirements

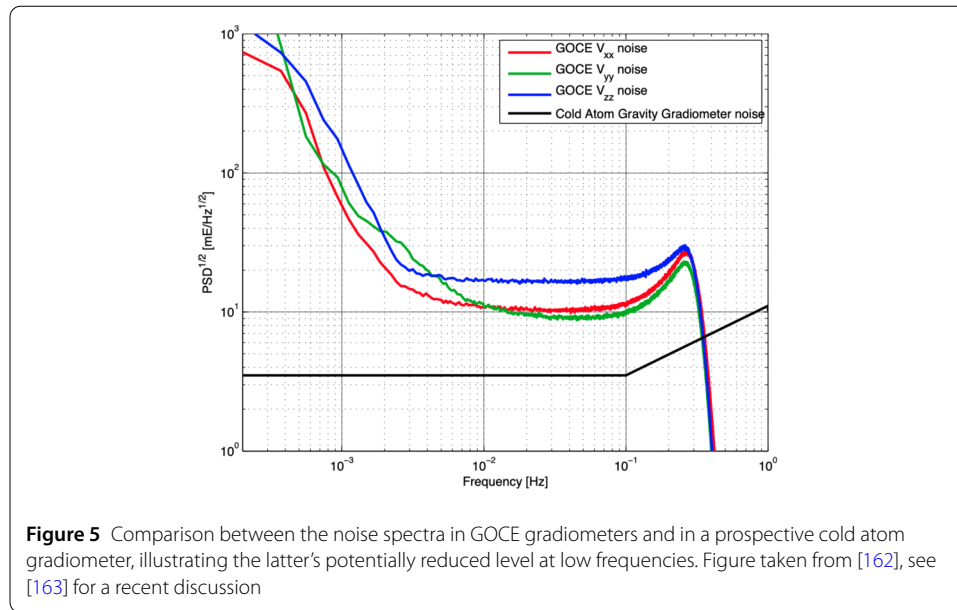
The numbers in Table 2 point towards mission requirements that deliver measurements with higher sensitivity, greater accuracy, and more long-term stability. In summary, the needs are:

- Higher spatial resolution (implying lower orbits, 300–350 km) for detection of gravity changes due to movements of mass in the Earth system. However, it must be remarked that no space mission will be able to map the higher-frequency details of the gravity field, due to the atmospheric limitations of the orbit height. Therefore, a full detailed mapping of the spatial gravity field variations down to a few km resolution must be supplemented by airborne and ground gravity measurements;
- Shorter revisit times, which require flying a satellite constellation, e.g., double pairs such as in NNGM/MAGIC. The improved temporal resolution would be crucial for operational service applications such as near real-time flood tracking. A shorter revisit time will also aid in better determination of tidal effects, which must currently be modelled, and represent a limiting factor in the accuracy of current missions;
- Greater accuracy in the measurements, by exploiting new technologies such as laser interferometry and cold atom accelerometers, with accelerometers accurate to better than $\sim 10^{-10} - 10^{-11} \text{ m/s}^2$ (measurement range of $\pm 10^{-4} \text{ m/s}^2$) and gradiometers accurate to $\sim 10^{-12} \text{ m}^2/\text{s}^2/\sqrt{\text{Hz}}$ for a GOCE-like mission, over a larger spectral measurement band, due to the spectral behaviour of the quantum accelerometers at low frequencies compared with the spectral behaviour of electrostatic accelerometers, as illustrated in Fig. 5, which is taken from [162]. These improvements in instrument performance and low-frequency stability will become important for satellite constellations;
- Extension of the observation time series, which is essential for long-term monitoring of mass transport and variations, and especially for understanding the separation of natural and anthropogenic forcing.

4.2 Quantum sensors in the context of Earth observation

4.2.1 Classical and quantum sensors for gravimetry

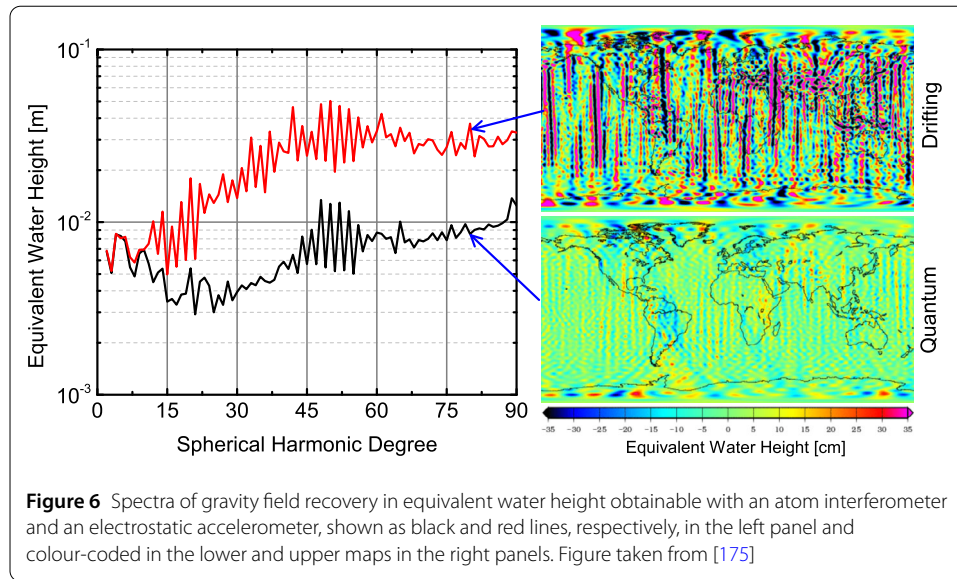
Quantum sensors based on atom interferometry are extraordinarily sensitive to external forces [164], reaching an accuracy of 40 nm/s^2 for gravimeters [165], $8 \times 10^{-8} \text{ /s}^2$ for gradiometers [166, 167] and 70 nrad/s for gyroscopes [168, 169]. In Table 3 some of the most relevant features [163, 170] of quantum accelerometers and the classical electrostatic accelerometers used so far for space accelerometry are compared. On the ground, the best

**Table 3** Comparison of classical and quantum sensors

	Atomic accelerometer	Electrostatic accelerometer
Sensitivity	$4 \times 10^{-8} \text{ m/s}^2/\text{Hz}^{1/2}$ on ground (projection for space at $10^{-12} \text{ m/s}^2/\text{Hz}^{1/2}$ for interrogations of more than 20 s)	$3 \times 10^{-12} \text{ m/s}^2/\text{Hz}^{1/2}$ (demonstrated)
Measurement bandwidth	$\leq 0.1 \text{ Hz}$	[0.005–0.1] Hz
Scale factor	Absolute	Calibration required
Stability	No drift	Drift
Measurement capability	Single axis	Three axes
Proof mass motion	Residual velocities \rightarrow Coriolis acceleration	
SWaP	High	Low
TRL	Intermediate	High

quantum accelerometers are operating at sensitivities of about $5 \cdot 10^{-8} \text{ m/s}^2/\text{Hz}^{1/2}$ [165] for an interrogation time of about 100–200 ms. A space quantum accelerometer is expected to reach sensitivities in the low $10^{-12} \text{ m/s}^2/\text{Hz}^{1/2}$ when stretching the interrogation times to 20 s, similar to the very best electrostatic accelerometers, such as used for the GOCE [14] mission, but in a wider measurement band extending down to lower frequencies as illustrated in Fig. 5.⁶ Absence of drifts is a consequence of the absolute character of quantum sensors, with stable scale factors determined by the wavelength of the laser beam-splitters and the duration of the measurement, and the possibility of evaluating accurately systematic effects. On the other hand, they are so far limited to single axis measurements, and have a much higher Size, Weight and Power (SWaP) budget. However, whilst the technology is currently less mature, it is being demonstrated in a number of national and international projects as outlined in Sect. 6.

⁶For the capabilities of hybrid electrostatic-quantum interferometers, see [171–173].



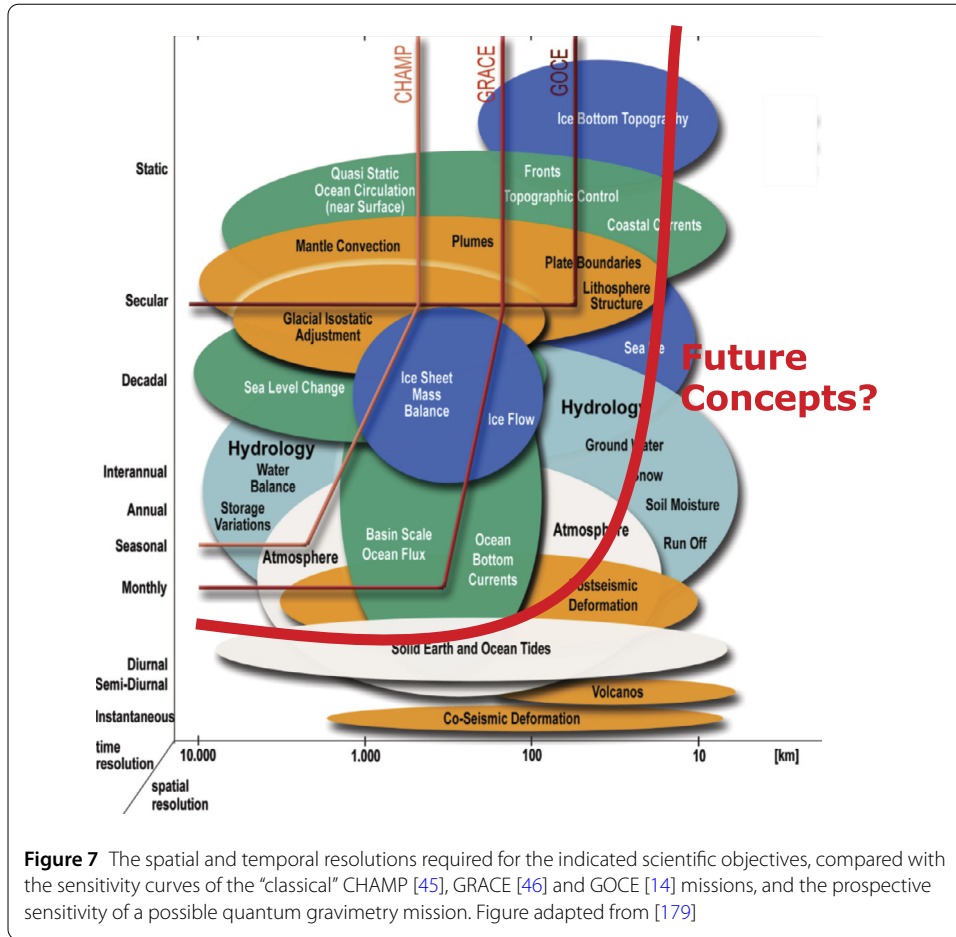
4.2.2 Potential gain in Earth observation by quantum gravimeters

The promise of atomic accelerometers for providing better long-term stability, i.e., smaller measurement noise at the lowest frequencies, below 10 mHz, will enable the reconstruction of the Earth gravity field to be improved [163, 170, 174] over many spherical harmonic degrees, as seen in Fig. 6 [175]. This shows the uncertainties in the gravity-field recovery as a function of spherical harmonic degree, evaluated in equivalent water height, considering quantum (black) or drifting (red) accelerometers in the left panel, and colour-coded in the right panels. The computations were carried out without any empirical periodic parameter adjustment in the gravity-field reconstruction.

The potential gains in Earth observation obtainable using quantum sensors are illustrated in Fig. 7. The ellipses represent the required measurement resolutions for the indicated scientific objectives, with the spatial resolution on the horizontal axis and the temporal resolution on the vertical axis. Also shown are the sensitivity curves of the “classical” CHAMP [45], GRACE [46] and GOCE [14] missions, and the prospective sensitivity of a possible quantum gravimetry mission employing atom interferometry.

4.2.3 Potential gain in Earth observation by chronometric levelling

As already mentioned in Sect. 3.1, a combination of ground and space clocks together with high-performance time and frequency dissemination capabilities, in particular via satellites can benefit the stabilisation and long-term validation of physical height networks. Though this approach is today less developed than quantum gravimeters, it is highly appealing [47, 48] because clocks offer access to a new observable in Earth observation, namely to gravity potential differences, in addition to the established determination of its derivatives. Time and frequency dissemination via satellite supported by space clocks can thus be a valuable ingredient [176] in the establishment of an improved height reference system as required by the United Nations initiative on the global geodetic reference frame for sustainable development [44].



4.3 Quantum space gravimetry pathfinder mission

4.3.1 Concepts for a quantum gravimetry pathfinder mission

For the European Union, deploying a quantum space gravimetry (QSG) pathfinder mission within this decade is a strategic priority to ensure technological non-dependence and leadership in this field and to pave the way towards an EU/ESA QSG mission within the next decade [177].⁷ In this regard, the pathfinder will represent a fundamental technological step towards the feasibility of such a mission. As such, the pathfinder mission will be important in showing the fitness of cold atom interferometry for the purpose of gravity sensing, even if this first mission will not provide observations allowing for an improvement in the gravity field recovery. We note that the challenges inherent to the launch and operation of a dedicated quantum pathfinder mission have at an early stage led ESA to consider the possibility of embarking the pathfinder mission on one of the MAGIC satellite pairs, to be launched around 2028–30. This mission is at the stage of a phase A study, but a pathfinder add-on is currently deemed unrealistic from a risk/payload point of view.

⁷To this end, the European Commission has issued a call to enhance the Technical Readiness Levels (TRLs) of components for quantum gravimeters in space, e.g., components for cold atom interferometry (including Bose–Einstein Condensates) [178].

4.3.2 Profile for a quantum gravimetry pathfinder mission

The main goal of the pathfinder mission should be to demonstrate the maturity of the cold atom technology to operate in space. It should also go beyond the present-day performance of ground atom accelerometers (few 10^{-12} m/s²/√Hz) by one to two orders of magnitude thanks to the long interrogation times (several seconds) in microgravity. This interrogation time is limited by the expansion of the atomic ensembles, which challenges the detection and results in a number of systematic effects such as wave-front aberrations and the Coriolis effect [163, 180]. The pathfinder mission will also help to demonstrate the technical maturity of key components of cold atom sensors in space, such as the long operation times or the rotation compensation (see Sect. 6 for further details). Furthermore, the pathfinder mission will have a strategic importance also for geodesists who are looking forward to analyse observations and obtain meaningful geodetic results from the next (fully-fledged) quantum gravimetry mission. The pathfinder will in any case provide interesting observations and results useful for the recovery of the gravity field, even though a clear improvement will be available to end-users in geodesy and geophysics only from the following quantum gravimetry mission. In fact, this pathfinder mission will allow preparing for missions with larger interrogation times (more than 10 s) at resolutions of $\sim 10^{-11} - 10^{-12}$ m/s²/√Hz suitable for the wide user community.

The payload is expected to have a mass of a few hundred kg and would require a few hundred W to operate. In order for the quantum sensor to perform optimally, the platform needs to be designed to meet clear constraints (centre of gravity, rotation compensation, etc.). To operate with optimal performance, the orbit, altitude, flight modes and position within the platform should be chosen to ensure a successful operation of the quantum sensor.

4.4 Recommendation: road-map to quantum Earth observation in space

As has been outlined in Sect. 4.3, several possible scenarios can be envisaged for future Earth Observation missions based on quantum technology. Here we summarise the main possibilities, their drawbacks and strengths:

- In parallel with the conventional planned MAGIC gravimetry mission [160], it is necessary to update the quantum instrument specifications and requirements. However, embarking the quantum sensor as a passenger on an SST geodesy mission poses tremendous technical challenges and carries significant technological and programmatic risks for both aspects of the mission (classical and quantum sensors).
- Hence the prevailing outcome of the discussions among scientific experts during the workshop is a recommendation to launch a pathfinder mission within this decade with a performance of up to 10^{-10} m/s²/√Hz on a dedicated platform. Such a mission would balance the need to have a test of the quantum technology in space and the level of expectation from the quantum gravimetry pathfinder mission. It would also be a clear milestone for other communities, such as the fundamental physics one.
- The success of MAGIC and the Pathfinder mission will then enable the implementation of a full-fledged quantum space gravimetry mission to be launched to follow MAGIC. The definition of the mission scenario and the instrument baseline will be based on lessons learned from MAGIC and the Pathfinder mission.

5 Atomic sensors for fundamental science review

5.1 Scientific opportunities

The promise of Cold Atom technologies for making precise experimental probes of topics in fundamental science such as general relativity, cosmology, quantum mechanics and the search for new physics beyond the Standard Model has been recognised in many terrestrial and space projects. To cite just a few examples: in the US the Matter-wave Atomic Gradiometer Interferometric Sensor (MAGIS) 100 m atom interferometer is under construction at Fermilab [181] and NASA has operated the Cold Atom Lab (CAL) Bose–Einstein condensate (BEC) experiment successfully for several years on the International Space Station (ISS) [182, 183]; in Europe the European Laboratory for Gravitation and Atom-interferometric Research (ELGAR) project [184] has been proposed; initial funding has been provided for a suite of experiments applying Quantum Technology for fundamental physics in the UK, including the terrestrial Atom Interferometer Observatory and Network (AION) experiment [185];⁸ in France the Matter wave-laser based Interferometer Gravitation Antenna (MIGA) experiment is under construction [187]; in Germany there is the Very Long Baseline Atom Interferometry (VLBAI) programme [188] and a series of BEC experiments in microgravity using MAIUS sounding rockets [189, 190]; the Space-Time Explorer and Quantum Equivalence Principle Space Test (STE-QUEST) experiment has been proposed [191, 192], following the success of the MICROSatellite pour l’Observation du Principe d’Equivalence (MICROSCOPE) experiment [193–195] that made a pioneering test of the Equivalence Principle in space; and in China the terrestrial Zhaoshan long-baseline Atom Interferometer Gravitation Antenna (ZAIGA) atom interferometer [196] is under construction.⁹

The deployment of cold atom technologies in space offers unique research opportunities in the fields of fundamental physics, cosmology and astrophysics, as represented in several White Papers submitted to the ESA Voyage 2050 call for mission concepts [4, 6–10, 12]. We focus in the following on two of these mission concepts.

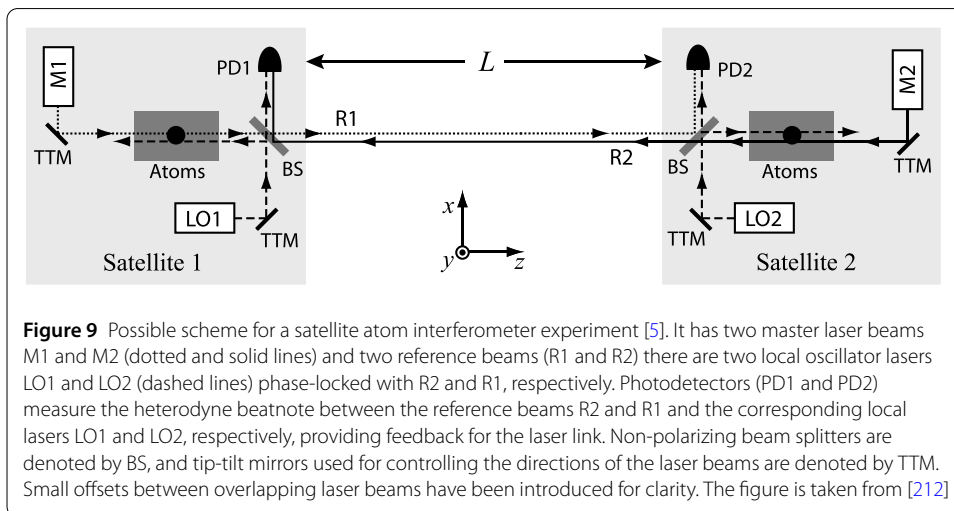
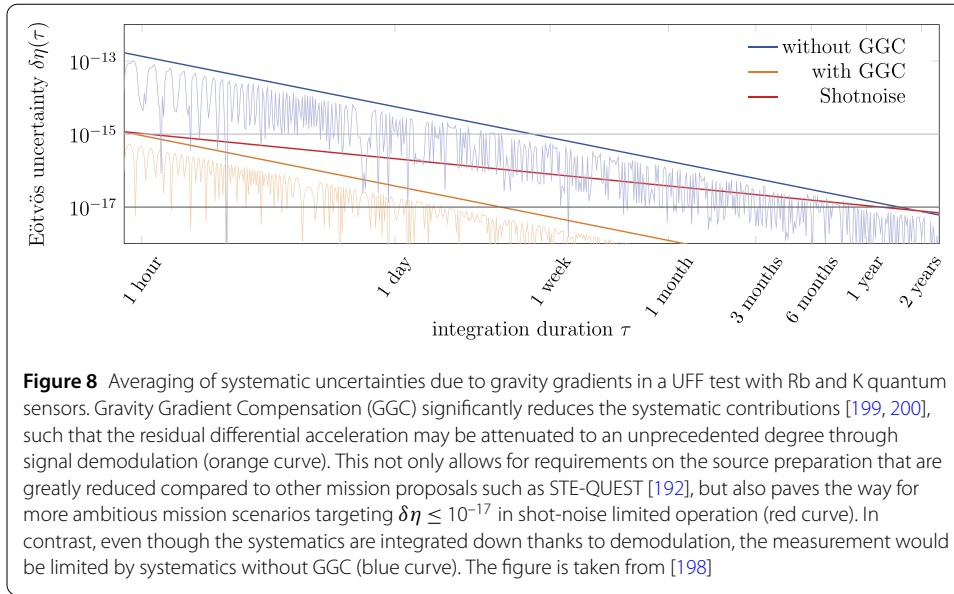
One is based on the previous STE-QUEST proposal [192], and proposes a double atom interferometer with rubidium and potassium “test masses” in quantum superposition to test the universality of free fall (UFF). It assumes a single satellite in a 700 km circular orbit, and applies recent developments on gravity gradient control by offsetting laser frequencies, which enables the atom positioning requirements to be relaxed by a factor > 100 [6, 198]. This offers the possibility of probing the UFF, i.e., the equivalence principle, with an unparalleled precision $\mathcal{O}(10^{-17})$ after 18 months in orbit [198], see Fig. 8.

The other is the Atomic Experiment for Dark matter and Gravity Exploration (AEDGE) concept for a satellite atom interferometer using strontium [5], illustrated in Fig. 9, which is similar in principle to the previous Space Atomic Gravity Explorer (SAGE) concept for a satellite atom interferometer experiment [201]. In the baseline AEDGE configuration [5] the atom clouds were assumed to be located inside the spacecraft and have sizes ~ 1 m. Future concepts with atomic ensembles outside the satellite could allow a much higher number of momentum transfers and increase sensitivity if they turn out to be possible, a concept called AEDGE+.¹⁰ AEDGE can search for waves of ultralight dark matter (ULDM)

⁸For a recent review of atom interferometer detectors for gravitational waves, see [186].

⁹We also note that quantum correlation in the form of optical entanglement has been verified by the Micius satellite experiment [197] over distances exceeding a thousand km.

¹⁰Technical issues for such a configuration are discussed in [202]. See also the Workshop talk by Nan Yu [203].



particles with masses between $\mathcal{O}(10^{-21})$ and $\mathcal{O}(10^{-15})$ eV and measure gravitational waves in a frequency range between $\mathcal{O}(1)$ and $\mathcal{O}(10^{-2})$ Hz [5], intermediate between the ranges of frequency where the sensitivities of the terrestrial laser interferometers Laser Interferometer Gravitational-Wave Observatory (LIGO) [204], Virgo [205], Kamioka Gravitational Wave Detector (KAGRA) [206], Einstein Telescope (ET) [207] and Cosmic Explorer (CE) [208] are maximal ($\mathcal{O}(1)$ to $\mathcal{O}(10^2)$ Hz) and the optimal frequencies of the Laser Interferometer Space Antenna (LISA) [209], TianQin [210] and Taiji [211] ($\mathcal{O}(10^{-2})$ Hz).

In the following we present some representative examples of the capabilities of these cold atom concepts for probing fundamental physics, cosmology and astrophysics.

5.1.1 Tests of the universality of free fall

The Einstein Equivalence Principle (EEP) is the foundation of all theories of gravitation that describe it as a geometrical phenomenon, i.e., a curvature of space-time. Indeed, the universal coupling to all mass-energy that is implicit in the EEP is necessary for all metric

theories of gravitation, including general relativity among many others. As such, the EEP is one of the most foundational building blocks of modern physics. Nonetheless, many modified theories of gravity that go beyond the Standard Model and general relativity and/or account for dark matter/energy entail some violation of the EEP. Examples include scalar-tensor theories of gravity with screening mechanisms, such as chameleon and symmetron models, in which additional scalar degrees of freedom can give rise to long-range fifth forces that cause deviations from general relativity that depend on the density of extended objects (and not just their mass), as well as the local environment and the configuration of the experimental test.¹¹ Atom interferometry experiments already provide stringent constraints on certain screened fifth-force models (see, e.g., [214–218]), and further searches for fifth forces have been identified as a priority (see, e.g., [6] and Sect. 5.1.2 for more examples).

The best known aspect of EEP is the universality of free fall (UFF), i.e., the weak equivalence principle (WEP).¹² The history of experimental tests of UFF/WEP goes back as far as the Renaissance, and probably beyond. A simple phenomenological figure of merit for all UFF/WEP tests is the Eötvös ratio η_{AB} for two test objects A and B and a specified source mass of the gravitational field:

$$\eta_{AB} = 2 \frac{a_A - a_B}{a_A + a_B}, \quad (5.1)$$

where a_i ($i = A, B$) is the gravitational acceleration of the object i with respect to the source mass. Note that for a given experiment the data can be interpreted with respect to different source masses (see, e.g., Ref. [220]) with correspondingly different results for η_{AB} .

Whilst η_{AB} is a useful tool for comparing different experiments, it cannot account for the diversity of possible underlying theories, e.g., different types of couplings depending on the source and test objects, or couplings to space-time varying background fields other than local gravity, e.g., [221, 222]. Thus, not only best performance in terms of the Eötvös ratio is required, but also a large diversity of test objects and source masses.

Table 4 presents the state of the art in UFF/WEP tests, separated into different classes as a function of the type of test-masses employed. In particular, we distinguish between tests using macroscopic test masses and atom-interferometry (AI) tests¹³ that use matter waves in a quantum superposition, possibly condensed to quantum degenerate states (Bose–Einstein Condensates) with coherence lengths $\geq \mu\text{m}$. The “game-changing” results of the MICROSCOPE mission demonstrate the potential of going into a quiet and well-controlled space environment, with potentially “infinite” free-fall times, as exemplified by the prospective sensitivity of the STE-QUEST-like space-borne cold atom interferometer mission displayed in Table 4.

5.1.2 Ultralight dark matter detection

Figure 10 shows examples of the present and prospective sensitivities of searches for linear couplings of ultralight scalar dark matter to photons (left panel) and electrons (right

¹¹See [213] for a recent review of screening mechanisms and experimental tests.

¹²The EEP corresponds to the combination of the UFF/WEP with local position invariance and Lorentz invariance. See [219] for a test of Lorentz invariance using MICROSCOPE data.

¹³See also [223].

Table 4 Compilation of UFF/WEP tests. Numbers in brackets are results expected in the near future, and we also show the performance of an STE-QUEST-like atom-interferometry mission in the context of this road-map. Further information about this road-map milestone is provided in Sect. 8. In addition, lunar laser ranging probes the UFF at a level $\sim 2 \times 10^{-14}$ for the Earth and Moon [224]

Class	Elements	η	Year [ref]	Comments
Classical	Be–Ti	2×10^{-13}	2008 [220]	Torsion balance
	Pt–Ti	1×10^{-14}	2017 [193]	MICROSCOPE first results
	Pt–Ti	(10^{-15})	2019+	MICROSCOPE full data
Hybrid	^{133}Cs –CC	7×10^{-9}	2001 [225]	Atom interferometry and
	^{87}Rb –CC	7×10^{-9}	2010 [226]	macroscopic corner cube
Quantum	^{39}K – ^{87}Rb	5×10^{-7}	2014 [227]	different elements
	^{87}Sr – ^{88}Sr	2×10^{-7}	2014 [228]	same element, fermion vs. boson
	^{85}Rb – ^{87}Rb	3×10^{-8}	2015 [229]	same element, different isotopes
	^{85}Rb – ^{87}Rb	3.8×10^{-12}	2020 [230]	≥ 10 m towers
	^{85}Rb – ^{87}Rb	(10^{-13})	2020+ [200]	
	^{170}Yb – ^{87}Rb	(10^{-13})	2020+ [231]	
Antimatter	^{41}K – ^{87}Rb	10^{-17}	2035+	STE-QUEST-like mission
	$\bar{\text{H}}$ –H	(10^{-2})	2020+ [232]	under construction at CERN

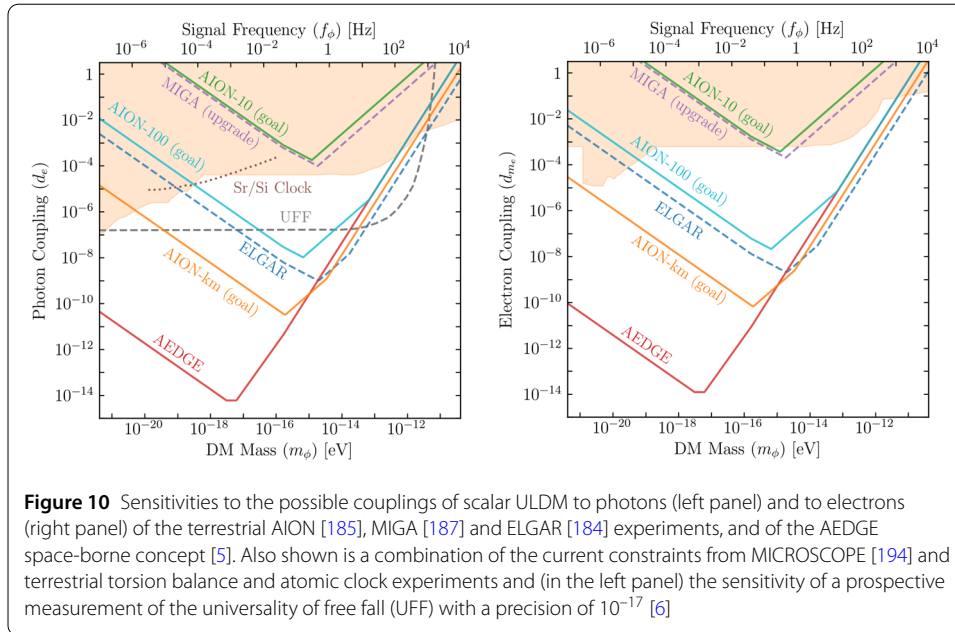
panel).¹⁴ Such dark matter, because of its non-universal coupling to the fields of the standard model, is also one example of a violation of the Einstein equivalence principle and the universality of free fall, UFF. The shaded regions are excluded by current experiments including MICROSCOPE [194] and atomic clocks [87].¹⁵ We also show the prospective sensitivities of rubidium-based terrestrial interferometers (MIGA [187] and ELGAR [184]) and strontium-based terrestrial and space-borne atom interferometers (AION [185] and AEDGE [5], respectively). MIGA, ELGAR and the 100 m and km versions of AION offer significantly greater sensitivity than current experiments (torsion balances, atomic clocks and MICROSCOPE [194]) to couplings of scalar ULDM with masses $\lesssim 10^{-12}$ eV to both photons and electrons. A sensitivity of $\sim 10^{-7}$ to the ULDM-photon coupling in this mass range could be obtained with a prospective cold-atom interferometer UFF probe with a precision of 10^{-17} as discussed in the context of this road-map [6], using Rb and K quantum probes (see also Table 4). As seen in Fig. 10, the AEDGE strontium-based space-borne atom interferometer concept [5] could offer the greatest sensitivity to both the ULDM-photon and -electron couplings for masses between 10^{-15} and 10^{-21} eV, with a maximum sensitivity $\sim 10^{-14}$ for masses between 10^{-17} and 10^{-18} eV.

5.1.3 Probes of general relativity

The measurements of gravitational waves using an atom interferometer in space offer unique prospects for probing modifications of general relativity. For example, AEDGE measurements of the inspiral of merging black holes with a combined mass of 10^4 solar masses at a redshift $z \sim 1$ would be sensitive to the possible appearance of a graviton mass $\lesssim 10^{-26}$ eV, over three orders of magnitude below the current upper limit from LIGO and Virgo [238]. These measurements could also be used to search for possible violations

¹⁴One may also consider quadratic couplings, which would be screened in terrestrial experiments if the quadratic couplings are positive, reducing the experimental sensitivity [222] (see also [233]). A space-based experiment such as AEDGE is less affected by this screening, and hence maintains sensitivity at larger masses, as discussed in [5, 185]. See [234, 235] for other suggestions how atom interferometers, gravimeters and accelerometers could be used to search for alternative dark matter candidates.

¹⁵See also the results from the Weekend Relaxion-Search Laboratory (WReSL) experiment on the couplings of ultralight scalar dark matter to photons and electrons oscillating at higher frequencies [236], and recent experimental bounds on the couplings to the up, down, and strange quarks and to gluons obtained using molecular spectroscopy [237].



of Lorentz invariance in the propagation of gravitational waves, with a sensitivity complementary to the searches by LIGO/Virgo and for gravitational Čerenkov radiation [238].

More classical General Relativity tests using modern optical clocks are measurements of the gravitational Shapiro delay down to 10^{-8} [239] or tests of the gravitational red-shift at 10^{-9} as in the FOCOS mission [123], proposed recently in the context of the NASA decadal survey. In both cases, these would provide 3–4 orders of magnitude improvements on best current knowledge.

There is also a proposal to probe models of dark energy by deploying a smart constellation of four satellites in an elliptic orbit around the Sun and making orientation-independent measurements of the differential accelerations between each pair of satellites, using as test masses atomic clouds far away from the spacecraft in open-space vacuum (see the Workshop presentation by Nan Yu [203]). It has also been suggested to deploy an atomic clock at a distance $\mathcal{O}(150)$ AU to probe the low-acceleration frontier of gravity and the local distribution of dark matter [9]. Another suggestion is to detect the gravito-magnetic field of the galactic dark halo by locating atomic clocks at Sun–Earth Lagrange points and measuring the time-of-flight asymmetries between electromagnetic signals travelling in opposite directions, which would be generated partly by the angular momentum of the Sun and partly by the angular momentum of the dark halo [8].

5.1.4 Quantum mechanics

It has been proposed to test quantum correlations over astronomical distances [7, 10], e.g., between the Earth and the Moon or Mars, or between LISA spacecraft.¹⁶ The Micius measurements [197] already demonstrate that quantum correlations extend over 1200 km and that the apparent effective correlation speed exceeds 10^7 c, and Earth–Moon experiments could improve these sensitivities by factors $\sim 2 \times 10^4$ [10].

¹⁶See also [240] for a description of the proposed Deep Space Quantum Link (DSQL) mission, whose goals include long-range teleportation, tests of gravitational coupling to quantum states, and advanced tests of quantum nonlocality.

It has also been proposed to test wavefunction collapse and models predicting the violation of the quantum superposition principle [241, 242] by monitoring the expansion of a cloud of cold atoms [243]. Current results already impose relevant constraints on the correlation length and rate parameters of the Continuous Spontaneous Localisation (CSL) model: see [243] for a detailed discussion.

In addition, atom interferometry can be exploited to perform nontrivial tests of the EEP in the quantum regime [244]. These include UFF tests with atoms in quantum superpositions of internal states [245] and with entangled atomic species [246], as well as gravitational redshift measurements with quantum clocks in a superposition of different heights [11].

As well as testing quantum mechanics and deploying it in applications and sensing opportunities, cold atom ensembles can be investigated in their own rights. A freely falling experimental setup removes any need for measures to compensate for gravitational effects that could distort the overall trap potential. Consequently, reduced velocities and densities of the condensed atom ensemble can be achieved and near-monochromatic matter waves established. This enables more detailed studies of various phenomena in atom optics, such as Feshbach resonances [247], matter wave reflections [248] and bubble formation [249], improving on ground-based results. Other research areas include the study of quantum gas mixtures which, in ground-based experiments, are separated due to differences in the gravitational sag and applied magnetic field. This allows more detailed studies of superfluidity, vortex formation, and quantum droplets [250].

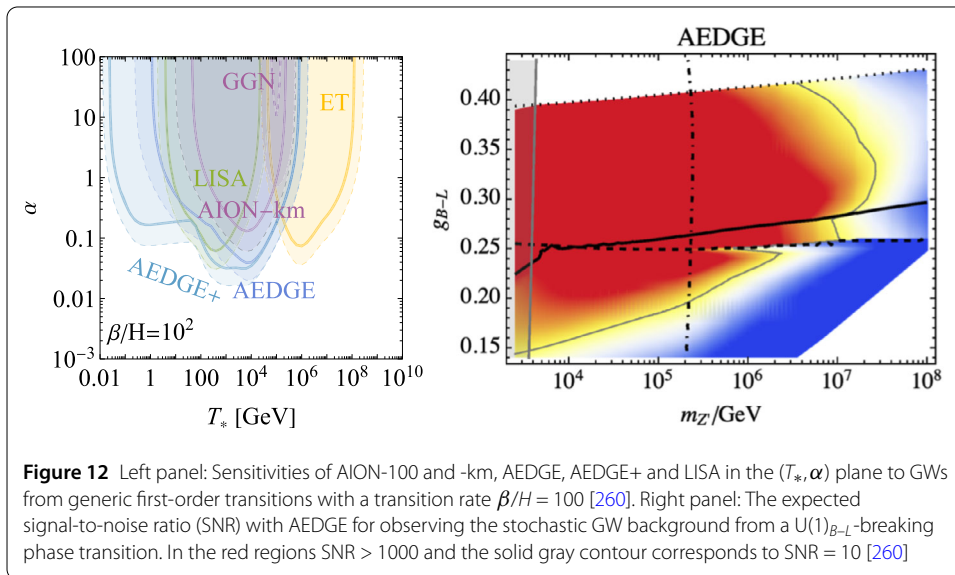
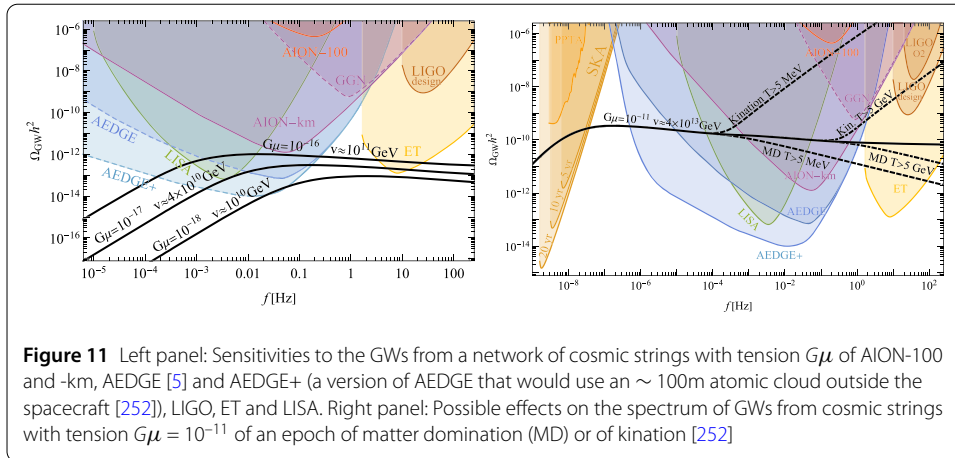
Carrying out these experiments requires cold atom laboratories in microgravity, such as Cold Atom Laboratory (CAL) and Bose Einstein Condensate and Cold Atom Laboratory (BECCAL). In view of the resources required for such space-based research, a next-generation quantum laboratory on a microgravity platform should enable a broad participation of researchers and their ideas.

5.1.5 Cosmology

AEDGE measurements also offer new opportunities in cosmology, such as unparalleled sensitivity to possible emissions from collapsing loops of cosmic strings in a network with tension $G\mu \gtrsim \mathcal{O}(10^{-18})$, more than 3 orders of magnitude below the current limit from the third Advanced LIGO–Virgo observing run [251] and an order of magnitude beyond the reach of LISA, as seen in the left panel of Fig. 11 [5]. Such measurements could also be sensitive to effects in the early Universe that cause it to deviate from the conventional expectation of adiabatic expansion, such as a period of matter dominance or kination, as seen in the right panel of Fig. 11 [252].¹⁷ There are also some models that yield primordial gravitational waves that could be detected by AEDGE, see, e.g., Fig. 12 in [259].

Another cosmological opportunity is the search for a stochastic background of gravitational waves generated by a first-order phase transition in the early Universe, either in an expanded electroweak sector of the Standard Model or in some extension that includes a new interaction generated by a massive boson beyond the reach of present and proposed collider experiments. The left panel of Fig. 12 compares the sensitivities in the

¹⁷The string tension $G\mu = 10^{-11}$ used in this plot is the maximum consistent [253, 254] with current data from pulsar timing arrays [255–258], which report strong evidence for a spectrally-similar low-frequency stochastic process.

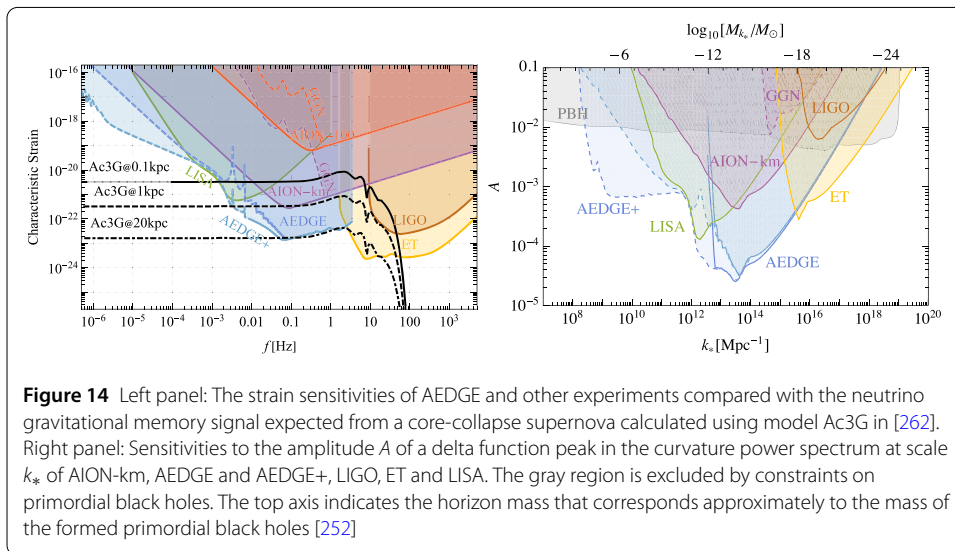
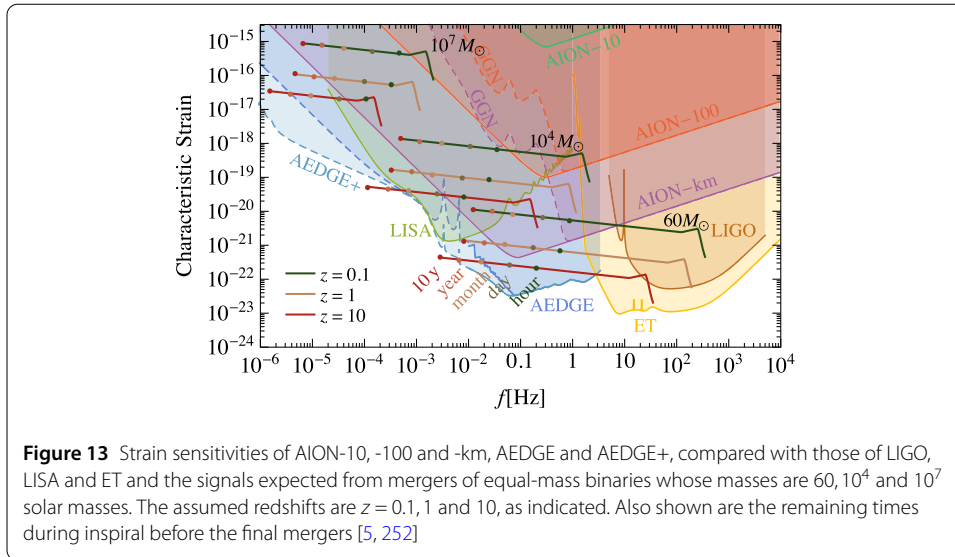


(T_*, α) plane (where T_* denotes the critical temperature and α the strength of the transition) of the indicated experiments to GWs from a generic phase transition with a transition rate $\beta/H = 10^2$, and the right panel shows the signal-to-noise ratio (SNR) in the $(m_{Z'}, g_{B-L})$ plane expected from AEDGE measurements of the stochastic GW background from a $U(1)_{B-L}$ -breaking phase transition [260]. In the red regions $SNR > 1000$ and the solid gray contour corresponds to $SNR = 10$ [260].

5.1.6 Astrophysics

Opportunities in astrophysics are also opened up by these gravitational-wave measurements, including the observation of mergers of intermediate-mass black holes (IMBHs) that could reveal how the super-massive black holes at the centres of many galaxies were assembled [5], as illustrated in Fig. 13.¹⁸ As also seen in Fig. 13, there are good prospects of synergies obtained by networking detectors working in different frequency ranges, e.g.,

¹⁸We note also that timing measurements using atomic clocks located on asteroids have been proposed as a way to measure gravitational waves in the μ Hz range [261], in the gap between LISA and pulsar timing arrays.



LISA might measure the initial inspiral stage of IMBH mergers whose final stages would be measured by AEDGE, and AEDGE measurements of the initial inspiral stages of mergers of lower-mass black holes could be used to predict the direction and timing of their final stages, providing advance warning for multimessenger observations. Also, as shown in the left panel of Fig. 14, AEDGE could observe [252] the gravitational memory effect due to neutrinos emitted from a collapsing supernova in our galaxy [262] and, as shown in the right panel of Fig. 14, AEDGE would also be uniquely sensitive to possible features in the spectrum of cosmological density fluctuations that could lead to a population of primordial black holes with a density orders of magnitude below the current astrophysical limits [252].¹⁹

¹⁹We comment in passing that radio astronomy would gain greatly from extending the Event Horizon Telescope [263] concept to a space mission with a much longer baseline, which would benefit from using atomic clocks for synchronisation.

5.2 Connection to technology development section

5.2.1 Optical clocks

As outlined in Sect. 3.2, several current activities exist to advance the capabilities for optical clocks in space. Depending on the type, environment, and targeted timescale of these clocks, the achievable stability varies. Similar to the capabilities, the requirements for the above discussed experiments differ. LISA, similar to navigational applications and earth observation, require high short-term stability [209, 264], with the stability of the reference directly impacting the quality of the intended measurement. On the other hand, space-borne tests of special relativity, as proposed in [265] for instance, or made using the signals of misaligned Galileo satellites [20], require a high stability at orbit time.

As described in Sect. 3.2.1, the stabilisation concept has to be chosen for a specific purpose. Optical frequency references based on *optical resonators* usually show the best performance on short time scales, where fluctuations in the resonator length can be dominated by thermal noise and external perturbations can be sufficiently suppressed [266]. If integrating over longer times, drifts of the resonator length caused by thermal or mechanical stress or material aging impact the achievable stability. To increase the long-term stability, efforts have been undertaken to reduce the impact of outside effects, such as by the choice of spacer material [266] and length of spacer, enclosure in thermal shields [115], or cryogenic environments [267]. The latter is especially interesting in ground-based experimental systems, such as for instance in [268].

Absolute frequency references based on the spectroscopy of atoms or molecules, on the other hand, benefit from prolonged integration times. In general, the width of the probed line determines the achievable stability. For such references, usually a trade-off has to be made between the required stability and the available SWaP budget. As described in Sect. 3.3, different concepts have been considered for space operation. We note in particular that space operation, especially outside the International Space Station, requires full automation and high reliability of the system.

As outlined above, fundamental experiments require quiet environments to measure the desired effects. While this does not always necessitate operation in orbit, space-qualified optical frequency references are a key technology to enable the research. Section 3.3 details current and planned missions for operation in orbit, demonstrating operation at a stability below 10^{-13} at orbit time. To improve on the current best measurements performed on the ground, the frequency stability of any space-borne frequency reference needs to be below $1 \cdot 10^{-15}$ at orbit time. Based on the current developments and demonstrated optical references in space, this appears to be feasible for both short-term (in the range of seconds to minutes) and long-term operation (in the range of hours).

5.2.2 Optical links

Optical links are required to fulfill the scientific goals of various planned and executed missions. Those missions can be divided in such examples with inter-satellite links, such as LISA [209] and AEDGE [5], and those with ground-to-satellite links, such as Micius [197]. As outlined in Sect. 3.2.3, currently mainly microwave links have been established, which do not satisfy the requirements for fundamental science missions.

As an obvious example, entangled optical photons, as required for Micius, can only be transferred by optical ground to satellite links. The success of Micius was a key step towards space-based fundamental quantum entanglement experiments. In future quantum

entanglement experiments, such as the quantum link to the Lunar Gateway in the proposed DSQL mission [240], one could envisage using two space-borne platforms to eliminate the atmospheric impact on the optical link.

Bidirectional ground-to-satellite optical links are a necessity for many applications, such as the proposed Kepler constellation [138]. Additionally, they could play a part in comparisons of optical frequency references operating in different gravitational potentials, i.e., on the ground and in space.

Precision in optical inter-satellite links is crucial to the scientific goals of missions employing long-range laser ranging, such as LISA [209], where picometre level changes over the separation of the satellites of the order of $5 \cdot 10^9$ metre will be detectable. In this case, the frequency of the deployed laser enables more precise measurements than achievable with a microwave link.

Finally, gravitational wave detection measurements with cold atom sensors require a pair of atom interferometers on two satellites irradiated by the same laser beams to achieve the necessary coupling. Current proposals foresee a linkage over $4 \cdot 10^7$ metre to reach the strain sensitivity displayed in Fig. 13. The achievable precision described in Sect. 3.2.3 underlines the feasibility of missions such as LISA and AEDGE.

Outside of space-based experiments, also ground-based projects, such as ELGAR [184], require coherent long-distance free-space laser beams. Since the necessary length is short compared to the optical links discussed above and the system is more accessible, the involved technology is currently at hand.

5.2.3 Atom interferometry

In the sections above, laser stabilisation and information transfer over optical links has been discussed. The execution of future spaced-based experiments for fundamental science exploitation, such as STE-QUEST [192] and AEDGE [5], requires high-precision atom interferometers, with different interferometer schemes. Whereas, for a test of the weak equivalence principle two different masses (here atomic species) need to be observed in the same place, the detection of gravitational waves and other astrophysical phenomena require elaborate schemes with a single atomic species and optical links between the atom interferometers, interrogated by the same laser.

As described in [192], weak equivalence principle experiments are made using two different masses, whose free-fall behaviours are observed and compared. Improvements on the current experimental sensitivity are possible, in principle, using any pair of different atomic species. The visibility of any deviation from the equivalence principle prediction increases with the interrogation time. As an example, according to current estimates, experiments with ^{85}Rb and ^{87}Rb require interrogation times of 10 s or more in interleaved operation. This enables measurements of differential accelerations better than 10^{-13} m/s^2 , necessary for the targeted precision in the Eötvös parameter, see Table 4. These types of experiments require two species interferometers on a single satellite, which also allows for the increased free-fall time.

The detection of gravitational waves, on the other hand, strongly profits from large distances between two atom interferometers in a gradiometric configuration. Such experiments require optical links over long periods with two connected satellites in Earth orbit. The specific interferometer concept requires an atomic species with a clock transition at optical frequencies, e.g., strontium. The free-fall times of the atoms anticipated for these

experiments are substantially longer than those discussed above. For example, to enable gravitational wave detection as outlined in Sect. 5.1, free-fall times in the order of 600 s are required to enable characteristic strain measurements down to 10^{-23} at about 80 mHz.

Atom interferometry in microgravity has been performed for several years. Experiments have been performed in a drop tower (QUANTUS, PRIMUS) [269–271], on parabolic flights (Interférométrie Cohérente pour l'Espace, I.C.E.) [272], on sounding rockets (MAIUS) [189], and on the ISS (CAL) [182]. The planned BECCAL mission [273] is the next-generation ultra-cold atom laboratory, including high-precision atom interferometry, and is being prepared for deployment on the ISS. Important challenges in miniaturisation and automation have been addressed in the development of CAL and BECCAL. We note in addition that pathfinders for the key underlying optical technologies such as FOKUS [274], KALEXUS [275] and JOKARUS [276] have already demonstrated reliable operation. The next step with the proven technology is leaving the International Space Station and integrating an atom interferometer into a satellite. With that development, space-borne tests of the weak equivalence principle, as proposed in [192], would come within reach.

AEDGE represents the following step in advancing quantum technologies for deployment in space. It requires two optically-linked atom interferometers, increasing the distance and thereby sensitivity of gravitational wave detectors with respect to ground-based measurements. The measurement is enabled by employing strontium as opposed to rubidium or potassium. This leads to an additional complexity in the system, such as availability of miniaturised laser systems, electronics, and optics.

Based on the present technology in space-based rubidium and potassium systems [182, 189, 273] and ground-based strontium systems [277, 278], the developments required for the next steps appear feasible.

In this connection, we note that the experimental landscape of atom interferometry projects for fundamental science exploitation has expanded significantly in recent years, with several terrestrial experiments, based on different cold atom technologies, currently under construction, planned or proposed.

As mentioned above, four large-scale prototype projects are funded and currently under construction, i.e., MAGIS [181] in the US, MIGA [187] in France, ZAIGA [196] in China and AION [185] in the UK. These will demonstrate the feasibility of atom interferometry at macroscopic scales, paving the way for terrestrial km-scale experiments as the next steps. There are proposals to build one or several km-scale detectors, including AION-km at the Science and Technology Facilities Council (STFC) Boulby facility in the UK, MAGIA-advanced and ELGAR [184] in Europe, MAGIS-km at the Sanford Underground Research facility (SURF) in the US, and advanced ZAIGA in China. It is foreseen that by about 2035 one or more km-scale detectors will have entered operation. These km-scale experiments would not only be able to explore sensitively ultralight dark matter and the mid-frequency band of gravitational waves, but would also serve as the ultimate technology readiness demonstrators for space-based missions like STE-QUEST [192] and AEDGE [5] that would reach the ultimate sensitivity for exploring the fundamental physics goals outlined in this section.

The perspectives for large-scale atom interferometer projects are very rich today, with a central focus on establishing the readiness of cold atom technology for use in experiments

to explore fundamental science. These terrestrial pathfinders are advancing further the relevant technologies, closing gaps and addressing fundamental physics questions.

However, in order to deploy effectively strontium or ytterbium on any microgravity platform, in addition to these terrestrial developments a space-borne pathfinder mission or technology demonstrator is key. The development of critical components benefits from synergies between all systems. As such, laser modules developed for clock deployment could be used as the basis for interferometric missions. Similar synergies are present for vacuum generation, frequency stabilisation, and low noise electronics between the various systems. With a technology demonstrator for a space-borne optical lattice system, many applied and fundamental missions could be supported and further developments triggered.

5.3 Recommendation: road-map for fundamental physics in space

To summarise Sect. 5.2, which details the requirements to enable the scientific opportunities from Sect. 5.1, the following recommendations for developments can be made:

- Build upon the ongoing large-scale terrestrial atom interferometer projects for fundamental science exploitation, such as MAGIS [181] in the US, MIGA [187] in France, ZAIGA [196] in China and AION [185] in the UK to construct one or more of the proposed km-scale successors, which will enable technology development for space-based missions like STE-QUEST [192] and AEDGE [5]. The ELGAR experiment [184] would also supplement existing and future, possibly satellite-based, scientific measurements by targeting relevant gravitational wave frequencies.
- Perform fundamental tests in ground-based microgravity facilities, such as the drop tower, the Einstein Elevator, parabolic flights, and sounding rockets, to develop technology and support scientific findings.
- Prepare a satellite mission as the next step in cold and condensed atom technology in space with a two-species interferometer based on the available rubidium and potassium sources.
- Prepare optical frequency references for operation in space to test General Relativity and probe modified gravity theories, as well as support space missions such as LISA. This is in accordance with the recommendations in Sect. 3.
- Develop components for deployment in space, with a focus on those with synergies for different missions, for instance optical preparation, laser modules, vacuum generation, and magnetic field control.
- Advance the development of optical lattice systems on the ground, in ground-based microgravity platforms, and in space-based pathfinder missions to enable future gravitational wave detection missions. This includes miniaturisation of subsystems and proof-of-principle missions or studies for individual components.

6 Technology development, space qualification and pathfinders

6.1 Requirements for cold atoms in space/specifications for space-borne quantum sensors

6.1.1 Atomic clock mission

We advocate a single dedicated satellite in a highly elliptical orbit, containing a strontium optical lattice clock with a 1×10^{-18} systematic uncertainty and $1 \times 10^{-16}/\sqrt{\tau}$ instability, and including a coherent optical link for comparisons to ground-based clocks. Such

a mission would enable a wide network of ground-based clocks to be compared to each other with 10^{-18} precision in 1 day, which would have applications in fundamental physics discovery, proof-of-concept optical timescales, and geodesy. Furthermore, the clock in elliptical orbit would enable direct searches for new physics, including stringent tests of general relativity (see Sects. 3 and 5). To support such a mission, improved optical links must be developed for clock comparisons at 1×10^{-18} . Efforts to realise such links are currently underway in the Atomic Clock Ensemble in Space (ACES) and ISS Space Optical Clock (I-SOC) Pathfinder ESA programmes. However, the bulk of the challenge of a space-clock mission will be to develop a space-qualified strontium optical lattice clock. Present strontium clock technology occupies at least a few m^3 and consists of several complex, delicate components (see Sect. 6.3) that must all be brought up through the TRL scale.

6.1.2 Earth observation mission

As outlined in Sect. 4, quantum sensors offer the perspective of enhancing missions for Earth Observation by embarking them either in a gradiometric configuration on a single satellite for a GOCE-like mission concept, or as accelerometers combined with laser links between satellite pairs for a GRACE-like mission concept in an earth orbit with an altitude of few hundred kilometers and nadir pointing mode. Similar to previous missions in Earth Observation, the targeted mission duration is several years. Sensitivities of ^{87}Rb atom interferometers to accelerations or differential accelerations would be in the range of 10^{-10} to $10^{-12} \text{ m/s}^2 \text{ Hz}^{-1/2}$ at low frequencies, complementing current sensor technology. The SWaP budget of a current quantum sensor may include a few hundred kilograms of payload and a few hundred watts of power, which need to be reduced. Moreover, the payload could be designed to link multiple quantum sensors on a single satellite by interrogating them with the same beam-splitter laser for a GOCE-like mission, or they could be implemented as accelerometers for drag correction in a GRACE-like mission.

6.1.3 Fundamental physics

As discussed in Sect. 5.2, key technologies in three areas are required for fundamental physics tests: optical clocks, optical links, and atom interferometers. The requirements for optical frequency references are described in the paragraph above. In case of optical links, the requirements depend on the specific mission, and range from single-photon transmission in the case of entanglement missions to long distance coherent laser light transmission in the case of gravitational wave detection. For atom interferometers, the requirements are naturally more restrictive the higher the desired precision, which has implications for the atomic flux, preparation of the atoms, coherent manipulation, and interrogation times. The test of the universality of free fall outlined in Sect. 5.2 targets a measurement of the Eötvös ratio at the level of $\leq 10^{-17}$, and requires atom interferometers using two different kinds of atomic species simultaneously (e.g., ^{85}Rb and ^{87}Rb or ^{41}K and ^{87}Rb) with interrogation times of over 10 s to reach a projected sensitivity to differential accelerations of 10^{-13} m/s^2 at a cycle time of 10 s in an interleaved operation. For the case of the proposed space-borne gravitational wave detector, the scheme is based on strontium atoms, requiring an increased atomic flux, large momentum transfers, and interrogation times of 600 s to enable characteristic strain measurements down to 10^{-23} at about 80 mHz. These parameters place requirements, e.g., on the atomic source as well as the dimensions of the central elements, such as the vacuum chamber, affecting the overall design of the sensor head.

Fundamental physics experiments require a variety of different orbital scenarios. For example, entanglement experiments require large distances to close additional loopholes and test the validity of quantum mechanics, hence a geostationary or lunar satellite would be of interest. Clock redshift and local position invariance tests benefit from orbits with large variations in the gravitational potential, whereas local Lorentz invariance tests benefit from short orbital times with high orbital velocities and velocity variations. A prime candidate for such a mission is a satellite in low Earth orbit, while nevertheless avoiding vibrations caused by drag in the atmosphere. Orbital heights of 600 km with orbital times in the order of 90 min appear appropriate. A similar orbit may be chosen for EEP tests, motivated by the effect of the gravitational field and the absence of vibrations due to drag. The satellite should have an optical link to an optical frequency reference on the ground. The proposed gravitational-wave experiment described here would require two satellites in medium Earth orbit with a longer-baseline optical link in a calm environment to reduce gravitational noise.

In all cases, the proposed mission duration spans multiple years.

6.2 Technology development path and milestones

As indicated in the previous Section, the requirements for Cold Atoms in space basically call for three types of instrument to be developed: Atomic Clocks, Atom Interferometers and Optical Links.

In order to have those instruments introduced and accepted into a space mission, a solid development and qualification approach should be established. This is expected to be based on existing and well-proven approaches currently applied in space projects, which need to be tailored to the specific technologies and trends to reach a suitable balance between risk and mission objectives. Depending on the technologies and objectives, the approach could include in-orbit demonstrators or pathfinder missions. As a guideline, and irrespective of the type of mission (in-orbit demonstrator, pathfinder, ...) a generic development approach for such instruments would typically include the following steps.

First, the scientific/mission objectives are defined, e.g., a test of the universality of free fall or a strain measurement to a certain level, together with a high-level baseline mission scenario including, e.g., the orbit, in order to derive the expected preliminary mission lifetime and environment (mechanical, thermal, magnetic field, radiation, ...). In parallel, the technical requirements for the instrument(s) should be defined (functional, performance, operational, volume/mass/power, interfaces, ...). This is based on both a flow-down of mission requirements (top-down) and the review of existing ground instruments and/or experiments (bottom-up). The outcome of this first step would be the issuing of the consolidated mission definition and technical requirements, e.g., a certain sensitivity to differential accelerations or phase shifts induced by a gravitational wave.

Once these requirements have been reviewed and agreed by the community, each instrument can follow its own development path. This includes first the definition of the instrument architecture and its external interfaces with the spacecraft and with other instruments. Secondly, the instrument architecture definition is further refined into sub-systems, modules or units, e.g., the vacuum system including peripheral optics, the laser system, or the control electronics. For each of these elements, interfaces with upper levels are defined, together with technical requirements based on a flow-down from the upper level. The granularity of the instrument architecture definition depends on the type and

complexity of the instrument. The outcome of this step is the issuing of the instrument architecture definition and technical requirements for the subsystems.

The next step is the development of the subsystems, modules or units, whose approach is tailored to the specific element and the maturity of its underlying technology. It is usual practice to start the development at Breadboard level to demonstrate the basic functionalities and performance, and to develop further to an Elegant Breadboard and/or Engineering Model (EM). An Engineering Model is fully representative of the Flight Model in terms of form, fit and function, but does not require the use of qualified high-reliability parts.

Once all subsystems have demonstrated compliance with their technical requirements, they are integrated into the instrument, which is in turn validated and verified according to an agreed method. It is likely that instruments based on Cold Atom technologies will not be able to reach their full performance on-ground, and therefore appropriate verification methods will have to be defined (e.g., based on a combination of test and analysis/extrapolation through modelling, and/or microgravity test facilities such as a drop tower, Einstein Elevator, or zero-g Airbus flight). In the event of successful validation and verification at instrument level according to EM standards, the instrument will have reached TRL6.

From there, the instrument will follow a qualification phase. For complex instruments like the ones we are considering here, this will most probably involve a Qualification Model (QM) that is fully representative of the Flight Model in terms of build standard (using qualified high-reliability parts), and that will be subject to a qualification test campaign according to agreed qualification levels and duration. This qualification step also includes the qualification of all lower-level elements, including their materials, parts and processes, in accordance with the requirements applicable to the mission (e.g., due to launch loads, the operational environment. etc.). After successful completion of the qualification phase, the instrument will have reached TRL7, and the manufacturing of the Flight Model is released.

6.3 Technology readiness level

6.3.1 Atomic clock mission

Once optical links are in place, several technologies must be developed with improved TRL in order to launch a strontium optical lattice clock into space: optical resonators to stabilise lasers to a noise floor of 1×10^{-16} in fractional frequency, laser sources at six different wavelengths to cool, optically confine and interrogate strontium atoms, compact physics packages with a controlled black-body radiation environment, and compact frequency combs.

6.3.2 Earth observation

Key concepts have been demonstrated, including gravimeters [279] with sensitivity $4.2 \cdot 10^{-8} \text{ m/s}^2/\text{Hz}^{1/2}$ and gradiometers [166, 167] with sensitivity $3 \cdot 10^{-8} \text{ s}^{-2} \text{ Hz}^{-1/2}$, both operating with ^{87}Rb atoms, as well as matter-wave collimation of BECs and BEC interferometers in a drop tower and onboard of a sounding rocket, utilising atom-chip technology for fast and robust production of ^{87}Rb BECs. The latter relied on adaptation and developments of the physics package, the laser system, and the control electronics to realise compact and robust setups. Further developments are required for operation in the specific conditions imposed in satellite missions on a component level, which is partially ongoing, but also for

demonstrating the desired performance, which relies on the extended free fall times in a microgravity environment.

6.3.3 *Fundamental physics*

As outlined above, different scenarios for testing the limits of quantum mechanics with cold and condensed atoms exist. As such, the TRL differs widely for the involved components. At this time, payload for experiments on cold Rb atoms and BECs as well as quantum entanglement have been operated on satellites or the ISS. To achieve the targeted sensitivities for the discussed missions, further developments for components, such as laser systems, vacuum technology, radiation-hard electronics and autonomous operation are necessary to accommodate, for instance, high-precision Rb/K or Sr interferometers. Specific payloads, such as a setup for BEC experiments and interferometry, or components, such as frequency combs, have been successfully operated on sounding rockets and therefore feature a higher TRL than other parts. Moreover, several components require developments to cope with vibrational loads during launch, SWaP budget limitations, and other environmental conditions.

6.4 **Technology evolution**

Operating quantum sensors based on cold atoms on a satellite implies a completely new technology going to space. Between various mission scenarios utilising atomic clocks or atom interferometers for earth observation or fundamental physics several general building blocks are shared. They consist of a physics package with a vacuum system surrounded by optics, coils and other peripherals, a laser system with laser sources and optical benches for light distribution and switching, an electronics system with various controllers, e.g., laser drivers, and a computer for executing sequences, collecting, storing and evaluating data. This leads to potential synergies in technology developments. Within these subsystems, it is crucial to identify critical components and to start their development without delay for a mission within this decade. While different missions may require modified components imposing a new verification, this does not imply a completely new development, as the concepts, their capabilities and the approach for verification are known.

Mission-specific technology developments that may focus on performance, miniaturisation, robustness, lifetime or other relevant topics, as required, will typically follow a step-wise approach. On a conceptual level, ground-based facilities, although incompatible with deployment in space, can serve to test and verify experimental procedures, sequences, and concepts for a future mission. Initially, the system needs to be defined based on the necessary functionalities. Top-level examples are, e.g., an atom interferometer based on Rb or Sr, a Sr optical lattice clock, optical frequency dissemination based on fibres, free space, and ground-space-ground communication with mission-specific performance requirements. The next step is to identify suitable subsystems (e.g., a laser system or vacuum system/science chamber) with respect to performance, to define components (e.g., a laser head or an atom chip) and develop either as required. This may include reliability and partial environmental tests on a subsystem level, depending on the estimated criticality. The subsystems have then to be integrated, and subjected to end-to-end verification and performance tests. Subsequently, the full ground system is to be implemented and tested, including reliability and partial environmental tests. Facilities such as the microgravity simulator in Bordeaux, the drop tower in Bremen, or the Einstein Elevator in Hanover

offer the possibility for operating a payload or parts thereof in up to a few seconds of microgravity. Additional options for such tests are early flight tests, as enabled by a zero-g Airbus flight or a sounding rocket. Gravity, the available microgravity time of the aforementioned facilities, or special (e.g., environmental) constraints of a mission may lead to the recommendation of a pathfinder mission with opportunities sponsored by ESA, the EU or national agencies. Finally, after the development and verification steps, the definition and planning of a full mission concludes the technology evolution.

6.5 Development milestones

Preceding or in parallel to the technology developments, several scientifically-justifiable milestones can be defined to assess the maturity on a conceptual level. These are related to the demonstration of basic functionalities and concepts, including feasibility studies. A starting point is the definition of the mission concept and the scientific motivation, be it for earth observation, fundamental physics or other purposes. Critical concepts can then be tested in ground-based setups (e.g., trapping and cooling atoms with novel atom chips/gratings), in certain cases with reduced performance (e.g., due to reduced free fall time), but still demonstrating their basic feasibility. This may include a special scheme for an atom interferometer up to a large-scale device for gravitational wave detection as in MIGA, MAGIS, ELGAR or AION. Depending on the possibility for extrapolation, the confidence in the modelling and understanding (e.g., due to different behaviour in the absence of gravitational sag, non-moving atoms), deploying a compact test setup in a microgravity facility such as the drop tower can demonstrate source performance, interrogation procedures, and detection of the atoms, accompanied by refined modelling, without the need for components qualified for a satellite mission. On the side of the mission concept, the orbit needs to be defined and evaluated accordingly, including the estimated implications on the payload and performance. The latter requires a simulator for the atom interferometer, clock or other relevant payload element to be developed. It can subsequently provide the modelling of the measurement output, including dependencies on internal and external disturbances, compared to the desired signal. Within a dedicated pathfinder mission on a satellite, demonstrating, e.g., a high-contrast atom interferometer with extended free-fall times and long-term operation, and performing statistical and systematic studies, would provide further milestones for assessing the maturity of sensors.

6.5.1 *In-orbit validation*

To date, following the successful operation of quantum sensors in laboratories, key technologies and concepts have been demonstrated, e.g., in dedicated microgravity experiments on BEC generation and interferometry with rubidium atoms. Limited microgravity time on the available platforms prevented long-term operation, extensive statistics and a detailed systematic analysis in this special environment.

A dedicated satellite platform for a pathfinder avoids conflicts of programmatic or technical constraints due to interface or other requirements of either part of the payload in joint mission concepts. Other currently existing or planned payloads have to provide multiple functionalities and are consequently neither dedicated nor optimised for quantum sensors. Despite considerable efforts for miniaturisation and robustness for accommodation in the available microgravity platforms, a satellite mission will impose additional constraints and requirements on the payload and the operation of the quantum sensor. This

step towards a full-blown mission utilising quantum sensors motivates a timely pathfinder mission.

Several examples of pathfinder missions have been mentioned in earlier sections. Here we discuss as an example some aspects of a prospective mission deploying a quantum sensor with rubidium BECs on a satellite. Such a system offers the opportunity to achieve multiple goals. It enables the technology demonstration of a BEC source, beam splitters, detection, remote control, and autonomous execution of sequences on a satellite up to the uninterrupted operation of an atom interferometer over weeks to months, validating the maturity of the individual key components and functionalities. Furthermore, it can serve for testing and validating onboard data evaluation and autonomous optimisation of parameters for the source, interferometer, and other manipulations of the atoms, reducing the need for user intervention. Depending on the satellite bus and orbit, the quantum sensor is subjected to specific disturbances, necessitating mitigation strategies such as, e.g., rotation compensation with a higher dynamic range than for stationary setups on Earth. Testing such techniques for free-fall times of several seconds is crucial for future high-performance sensors. Finally, only a pathfinder mission can provide a detailed performance evaluation for a satellite-based quantum sensor due to the persistent microgravity, enabling the accumulation of extensive statistics in the satellite-specific environment.

The higher level of maturity shown by the technology demonstration in such a pathfinder mission would have a direct impact on proposals for an Earth Observation mission based on Rb BEC interferometers or a fundamental physics mission testing the universality of free fall with Rb/K dual-species BEC interferometers. Future missions with optical lattice clocks would also benefit from a pathfinder mission with a Rb BEC interferometer for validating vacuum technology, parts of the control electronics, the experiment control computer, onboard data evaluation, and autonomous operation. Introducing other atomic species for atom interferometry such as Sr implies more similarities with the outlined pathfinder than a clock-type mission due to additional shared concepts, but will in addition require dedicated development activities for the atomic source and laser systems.

7 Workshop summary

As discussed in Sect. 2, the discovery of quantum mechanics in the first part of the 20th century made possible many of the technological innovations developed in the second half of the century. We are now witnessing the breakout from the laboratory of many quantum phenomena not yet applied, which offer sensor technologies of unparalleled accuracy for timing, accelerometry, gravimeters, etc.. The potential of this second quantum revolution has been recognised by the Senior Science Committee advising ESA on its Voyage 2050 programme, which has recommended an intensive programme of R&D to prepare quantum sensor technologies for deployment in space. Many of the cutting-edge developments of quantum technologies currently taking place in laboratories around Europe and elsewhere were discussed in this Workshop. Realizing their full potential in space-borne applications of immediate value to society as well as to fundamental science will require a community effort to outline high-level objectives and a road-map for achieving them that optimises the synergies between different mission concepts.

Atomic clocks have already attained an accuracy of 10^{-18} , and the ACES mission is in an advanced state of preparation for deployment on the ISS. Atomic accelerometers have already exhibited a precision of $4 \times 10^{-8} \text{ m/s}^2/\sqrt{\text{Hz}}$ on the ground, and offer drift-free stability extending to frequencies below 10 mHz. There has been a series of Bose–Einstein

Condensate (BEC) experiments in microgravity using MAIUS sounding rockets, the CAL BEC experiment has operated successfully for several years on the ISS, the MICROSCOPE experiment has tested the Weak Equivalence Principle (WEP) in space, and the MAGIS, MIGA, ZAIGA and AION atom interferometer experiments to look for ultralight dark matter and pave the way for future measurements of gravitational waves are under construction.

We present below a first draft for this community road-map, based on the cold atom achievements so far, the ongoing research, and the high-level objectives for the future. The draft road-map is centred around three topics: atomic clocks, quantum accelerometry, and atom interferometry, and is oriented towards the following objectives: next-generation standards for time standards and navigation, next-generation Earth observation and its potential for monitoring mass and climate change, and fundamental science including tests of relativity, searches for dark matter and novel measurements of gravitational waves. We stress the existence of an ongoing technology development programme, including terrestrial and space-borne pathfinder projects, and the need for follow-on pathfinder experiments on Earth and in space.

Milestones in the road-map towards space clocks discussed in Sect. 3 include the completion of ACES [21] and its deployment on the ISS, to be followed by a follow-on mission such as I-SOC Pathfinder [142, 143]. Its objectives would include a comparison of ground-based optical clocks with a precision of 10^{-18} over a day (see Fig. 2), which would have applications in fundamental physics experiments such as establishing a proof-of-concept for setting timescales, and in geodesy. This should be followed by a dedicated satellite in a highly elliptical orbit containing a strontium optical lattice clock with similar precision and a coherent optical link to ground, with goals similar to those of FOCOS [123]. Such a mission would enable more precise comparisons across a wider network of ground clocks, and stringent tests of general relativity. The development of coherent free-space optical links will be key, to be accompanied by the qualification of a strontium optical lattice clock for operation in space, which will require a technology development programme for several clock components. There are multiple synergies between these atomic clock missions and the requirements for a fundamental science mission such as AEDGE [5] based on strontium atom interferometry.

As discussed in Sect. 4, quantum accelerometry has exciting potential (see Figs. 6 and 7), and we envisage two atom accelerometer missions aimed at realizing it. For the technical reasons discussed in Sect. 4, deploying a quantum sensor as a passenger on a conventional geodesy mission such as MAGIC [160] would pose severe technical challenges, implying significant technological and programmatic risks for both the classical and quantum aspects of such a joint mission. For this reason, the discussions among scientific experts during the workshop led to a recommendation to launch a separate quantum pathfinder mission within this decade on a dedicated platform, with a target performance of $10^{-10} \text{ m/s}^2/\sqrt{\text{Hz}}$. Such a mission would combine the need for a test of the quantum technology in space with optimizing the results to be expected from a subsequent quantum gravimetry pathfinder mission. It would also serve as a milestone for other communities, such as that interested in applications of cold atoms to probes of fundamental physics. The success of MAGIC and the quantum pathfinder mission would pave the way for a full-fledged quantum space gravimetry mission to follow on from MAGIC, whose definition would be based on the experience gained with MAGIC and the pathfinder mission.

We outlined in Sect. 5 the requirements for enabling the opportunities for exploring fundamental science, some of which are illustrated in Figs. 10 and 13. The first step is to construct and operate the ongoing large-scale terrestrial atom interferometer projects for fundamental science, such as MAGIS [181] in the US, MIGA [187] in France, ZAIGA [196] in China and AION [185], to be followed by one or more of the proposed km-scale experiments such as ELGAR [184] and the successors to MAGIS, ZAIGA and AION, which will serve as ultimate conceptual technology readiness demonstrators for a space-based mission such as AEDGE [5]. In parallel, there should be a satellite mission demonstrating cold and condensed atom technology in space, building on the experience with CAL [182] and MAIUS [189] and using a two-species interferometer (see [192]), based on the available rubidium and potassium sources. It will also be necessary to prepare optical frequency references for operation in space (see also Sect. 3), which will support space missions such as LISA [209]. This will require advancing strontium development on the ground, in ground-based microgravity platforms, and in space-based pathfinder missions, including individual components, the miniaturisation of subsystems and proof-of-principle missions.

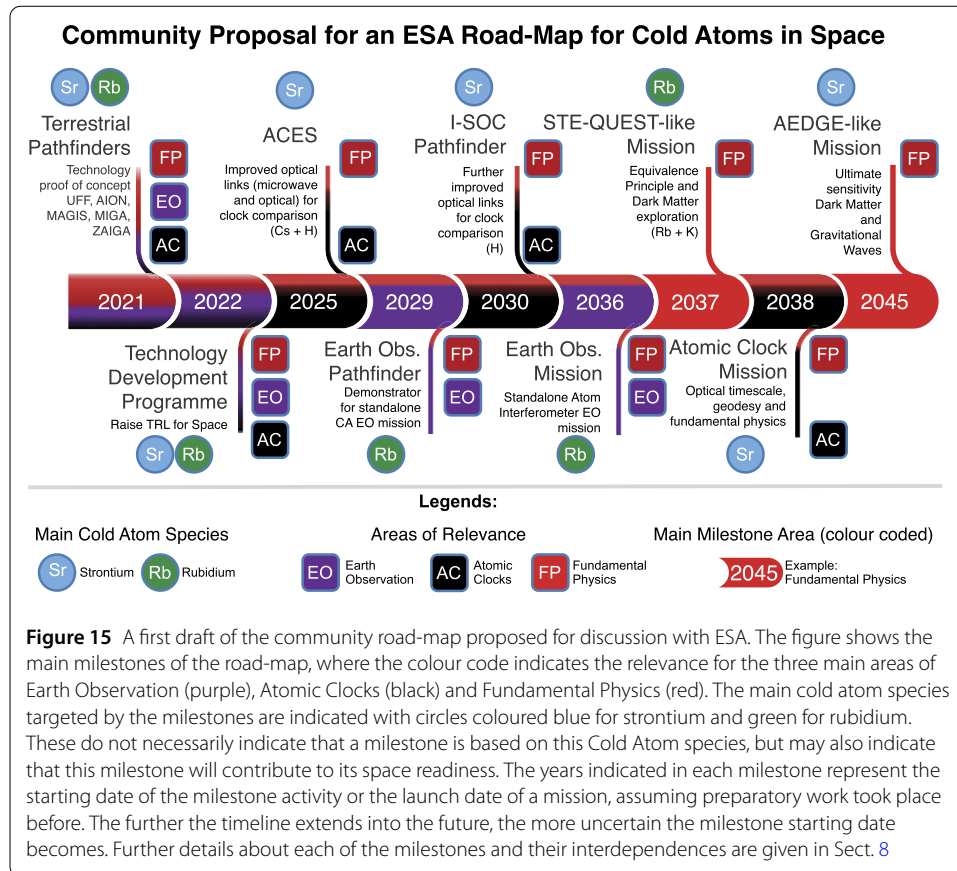
8 Community proposal for an ESA road-map for cold atoms in space

We present in this Section a draft for a possible road-map for the development and deployment of cold atoms in space, formulated following the discussions during the Community Workshop that are summarised in the previous Sections of this document, which we propose for discussion with ESA, European national space agencies and interested potential partners. The proposed road-map is mainly driven by high-level scientific applications and includes synergetically the areas of Earth Observation and Fundamental Physics, as well as applications of space-borne Atomic Clocks. The status and prospects in these three areas are reviewed in Sects. 4, 5, and 3 of the workshop summary, respectively, requirements for technology development, space qualification and pathfinders are reviewed in Sect. 6, and the main points of these Sections are summarised in Sect. 7.

Figure 15 presents a high-level timeline of the main milestones of the road-map, where dates indicate the start of an activity or the launch of a space mission. A detailed discussion of the individual milestones and their interdependences is provided in Sect. 8.1 to 8.9. Although the road-map focuses on possible ESA missions and their milestones, we also mention potential synergies with other missions and options to integrate the ESA programme into a broader international context. We note that the timeline is conservative, in the sense that it could be shortened in the event of substantial international collaboration, and that uncertainties are larger for later milestones in the road-map.

8.1 Terrestrial pathfinders: underway in 2021

Scientific experiments in terrestrial environments and additional technology development, including relevant environmental testing, such as vibration or radiation hardness, are crucial to the definition, planning, and successful deployment of the space-borne missions discussed in the following road-map. Several of these developments are currently ongoing in different institutes. While some institutes focus on individual subsystems, such as more compact and robust laser systems, other efforts are underway to operate large-scale experiments, such as MAGIS-100 (Sr) in the US, MIGA (Rb) in France, AION-10 (Sr) in the UK, VLBAI (Rb and Yt) in Germany, and ZAIGA (Rb) in China, which are funded and currently under construction. These are prototypes for planned apparatuses spanning several km, such as ELGAR in Europe, SURF in the USA, and expansions of AION in



the UK and ZAIGA in China. These systems could explore systematically mid-frequency range gravitational waves and would complement existing and future gravitational wave antennae, both in space and on the ground. In addition, these large-scale projects could perform research in other areas, e.g., to search for ultralight bosonic dark matter that is weakly coupled to Standard Model particles, and to test the Equivalence Principle. These terrestrial Cold Atom pathfinder projects will complement the other pathfinders listed in our road-map and space-borne cold atom experiments such as CACES, MAIUS, CAL and BECCAL, as well as the successful pathfinders for key underlying optical technologies such as FOKUS, KALEXUS and JOKARUS.

8.2 Development programme launch: 2022

In parallel with the construction, commissioning and operation of these terrestrial pathfinder experiments, it will be necessary to start without delay a programme to raise the TRLs of the associated technologies, demonstrating their robustness and reliability, and reducing their size, weight and power requirements, so that they become realistic candidates for deployment in space-borne experiments. In addition to the sensor technologies used directly in the experimental apparatus, such as atomic clocks, accelerometers and interferometers, it will be necessary to raise the TRLs of ancillary technologies such as optical links. This technology development programme will be essential for the deployment in space of atomic clocks, applications to Earth Observation and experiments in fundamental physics. Technologies using rubidium are currently more mature than those using strontium, but both will require substantial development effort.

In addition to a development programme building systematically on the ongoing terrestrial pathfinders outlined in Sect. 8.1, a pathway that has proven to be successful in increasing TRLs for space operation is provided by terrestrial microgravity environments. These include, for instance, the Einstein Elevator in Hanover, the drop tower in Bremen, parabolic flights operated by Novespace, and sounding rocket missions from Kiruna. Operation within these environments requires the experimental setups to ensure miniaturisation of the setup and perform environmental tests. This enables aspects of fundamental research to be performed and technology necessary for space operation to be developed. The scientific output supplements and focuses planned space-based missions and can bridge gaps until space-based missions become a reality. Prominent examples of such experiments are the I.C.E experiment in parabolic flights, the QUANTUS and PRIMUS experiments in the drop tower, and the MAIUS and JOKARUS campaigns in sounding rocket flights. Other important stepping-stones for fundamental research and technology development for further space-based experiments are the cold atom experiments on the ISS, namely CAL and BECCAL. With CAL being currently mounted to the ISS and BECCAL being prepared for deployment within this decade, they pave the way towards more complex and specialised experiments and increase the TRLs of individual components as well as complete setups. Establishing this Development Programme will be essential for the success of the following Road-Map milestones outlined in Sects. 8.3–8.9.

8.3 ACES: 2025

The ACES experiment is currently being prepared for launch by 2025. It will measure the gravitational redshift between the Project of atomic clock using in orbit atom cooling (PHARAO) clock on-board the ISS and clocks on Earth, improving on current measurements of the redshift effect by an order of magnitude. In addition to providing the first in-orbit demonstration of the operation of a cold atom clock using cesium, as well as the operation of a hydrogen maser, it will also pioneer the deployment of improved optical links for atomic clocks in space. ACES will serve as a pathfinder for future projects deploying atomic clocks in space (Sect. 8.8) as well as providing important new tests of general relativity, paving the way for future cold atom experiments on fundamental physics in space (Sects. 8.7 and 8.9). The experience gained with ACES will be particularly relevant for subsequent experiments using strontium clocks in space.

8.4 Earth observation pathfinder mission: 2029

As discussed in the main text, gravimeters and accelerometers based on cold atom technology show great promise for future Earth Observation missions, in view of the high precision, stability and low-frequency performance they offer. However, we judge that it would be premature to plan a standalone full Earth Observation mission using cold atoms, and that a prior pathfinder mission will be required. For the reasons discussed in the text, we consider that it will not be advantageous to combine this quantum pathfinder mission with an Earth Observation mission using classical technology. While relevant primarily for a subsequent Earth Observation mission (Sect. 8.6), this pathfinder mission will also pave the way for subsequent fundamental science missions using atomic clocks. It would use rubidium atoms, whose terrestrial development is relatively mature, and its operational experience would be relevant to an STE-QUEST-like fundamental physics mission (Sect. 8.7), which would also use rubidium.

8.5 I-SOC pathfinder: 2030

I-SOC Pathfinder would push further the microwave and optical link technologies being developed for ACES (Sect. 8.3), with a view to continue the operation of a worldwide network of optical clocks on the ground to test fundamental laws of physics, to develop applications in geodesy and time & frequency transfer, and to demonstrate key technologies for future atomic clock missions in space. The main objective of I-SOC Pathfinder will be to increase the versatility of atomic clocks in space, acting as a pathfinder for a subsequent mission to exploit the full capabilities of atomic clocks, also for applications in fundamental physics based on strontium. Its operation will support other technology developments by operating optical links from the space station to ground.

8.6 Earth observation mission: 2036

This would be a standalone Earth Observation mission to deliver the prospective improvements in spatial and temporal resolution over classical Earth Observation missions such as GRACE and GOCE that are illustrated in Fig. 7. The full definition of the mission will be informed by the lessons learned from the next-generation classical MAGIC mission and the Pathfinder mission outlined in Sect. 8.4. Although the primary purpose of this mission would be Earth Observation, the technical developments it requires will also benefit the STE-QUEST-like fundamental physics mission outlined in Sect. 8.7, which will also use rubidium.

8.7 STE-QUEST-like M-class mission: 2037

Building on experience with the successful MICROSCOPE mission and development work undertaken for the previous STE-QUEST proposal, this mission would deploy a double atom interferometer with rubidium and potassium “test masses” in quantum superposition to test the Einstein equivalence Principle (universality of free fall, UFF) and search for ultralight dark matter. It would use a single satellite in a 700 km circular orbit, and offers the possibility of probing the Einstein Equivalence Principle, with a precision $\mathcal{O}(10^{-17})$, as seen in Fig. 10. This is essentially a fundamental physics mission that would, however, take advantage of the synergy with the Rb-based Earth Observation missions described in Sects. 8.4 and 8.6, as well as experiments performed on the ISS in the CAL and BECCAL facilities and those performed in terrestrial microgravity facilities outlined in Sect. 8.1, e.g., QUANTUS, PRIMUS, MAIUS and I.C.E.

Programmatically, this mission profile, supported by the comprehensive and ambitious development programme outlined in Sect. 8.2, would fit well in the scope of an ESA M-class mission. The time-frame of the call announced recently by ESA's Science Directorate [280] would be fully in line with the timeline proposed here of a STE-QUEST-like mission launching in 2037, and there is widespread support in the cold atom community for the proposal of such a mission profile in response to this ESA call.

8.8 Atomic clock mission: 2038

This mission would translate the high precision of the most accurate atomic clocks shown in Fig. 2 into a global time standard that would take metrology to the next level, with corresponding advantages for navigation, geodesy and fundamental physics. It would use a dedicated satellite in a highly elliptical orbit containing a strontium optical lattice clock with a 10^{-18} systematic uncertainty and $10^{-16}/\sqrt{\tau}$ stability, and a coherent optical link

to ground. In addition to enabling more precise comparisons across a wider network of ground clocks, it would provide direct searches for new physics including more stringent tests of general relativity than possible with previous missions. The technology development for a Sr optical lattice clock is ongoing, and is expected to continue and bring to flight maturity the critical elements of the instrument, e.g., lasers, reference cavity and atomic source. The optical clock mission will build upon the operational experience previously gained with ACES (Sect. 8.3) and I-SOC Pathfinder (Sect. 8.5) and on a continuously improving network of ground-based optical clocks connected to the space clock via a coherent optical link. We remark that the time frame envisaged in Fig. 15 could be substantially shortened by cooperation with other space agencies that show a strong interest in the development of optical clocks for space [123], which might allow such a mission to be realised on a substantially shorter time-scale.

8.9 AEDGE-like L-class mission: 2045

This would be a fundamental science mission based on atom interferometry using strontium. It would provide the ultimate sensitivity to ultralight dark matter, as seen in Fig. 10, and gravitational waves in the deciHz band intermediate between the maximum sensitivities of LIGO/Virgo/KAGRA and other terrestrial laser interferometers and the spaceborne laser interferometer LISA, as seen in Fig. 13. Thus it would complement the capabilities of these other detectors and offer interesting synergies when operating as part of an international network. The configurations considered assume two satellites in medium Earth orbit separated by $\sim 40,000$ km using atom clouds that might be either inside or possibly outside the satellites. It would be based upon developments pioneered by many of the pathfinders described above including the terrestrial atom interferometers now under construction (Sect. 8.1), ACES (Sect. 8.3), I-SOC Pathfinder (Sect. 8.5) and the proposed dedicated atomic clock mission (Sect. 8.8). It would also have many elements in common with missions using rubidium atoms such as the dedicated Earth Observation and STE-QUEST-like missions (Sects. 8.4, 8.6 and 8.7), such as techniques to minimise the size, weight and power requirements for atomic clocks, as well as optical links.

8.10 Road-map summary

We have highlighted in the previous Subsections the important synergies and interdependencies between fundamental science and Earth Observation missions based on cold atom technology, as well as the key roles played by terrestrial pathfinder experiments and the importance of a vigorous development programme. We note that there are strong, diverse, and well-funded terrestrial pathfinder programmes for deploying cold atom technology already well underway in many countries. ESA leadership of a technical development programme for cold atoms in space, building on the advances made by the terrestrial pathfinders to raise the TRLs of the associated technologies for space readiness, would provide the backbone for future cold atom missions.

This development programme will complement ACES and the Earth Observation and I-SOC pathfinder missions, which will pave the way for ultimate Earth Observation and atomic clock missions targeting next-generation geodesy, time-keeping and fundamental physics to launch around 2036 and 2038. The technical developments in cold atom technology and ancillary technologies such as optical links will also prepare the ground for an STE-QUEST-like M-Class mission around 2037 to probe general relativity via tests of

the equivalence principle (universality of free fall) and search for ultralight dark matter. An STE-QUEST-like M-class mission around 2037 is being proposed by cold atom community members in response to the recent call by ESA's Science Directorate [280], and it enjoys widespread and strong support in the cold atom community. The ultimate sensitivity to dark matter, along with unique capabilities for measuring gravitational waves, would be provided by an AEDGE-like L-class mission in the 2040s.

We propose this road-map for discussion by the interested cold atom, Earth Observation, fundamental physics and other prospective scientific user communities, together with ESA and national space and research funding agencies.

Acknowledgements

We thank the CERN Quantum Technology Initiative for their support of the workshop that laid the basis for this paper.

Availability of data and materials

Not applicable. For all requests relating to the paper, please contact author Oliver Buchmueller.

Declarations

Ethics approval and consent to participate

Not applicable.

Consent for publication

Consents given by the authors at the time of submission

Competing interests

The authors declare no competing interests.

Author contributions

The author OB is the contact person for this paper. The following authors are Section Editors and/or Workshop Organisers: AB, KB, PB, OB, LC, OC, MLC, AMC, ADR, MD, JE, RF, NG, RH, SK, TL, CL, FM, EM, EMR, SS, CS, CS, GMT, WK, EW, PW, LW. All authors discussed the content of the paper and contributed to the writing of the manuscript. All authors read and approved the final manuscript.

Author details

¹Higher Polytechnic School, University of the Balearic Islands, Valldemossa Road, Palma de Mallorca, 07122, Spain. ²University of Washington, Physics-Astronomy Building, 15th Ave NE, Seattle, WA 98195-1560, USA. ³University of South Carolina, Main Street, Columbia, SC 29208, USA. ⁴Imperial College London, Prince Consort Road, London, SW7 2AZ, UK. ⁵CERN, CH-1211, Geneva, 23, Switzerland. ⁶Aarhus University, Ny Munkegade, 8000 Aarhus C, Denmark. ⁷King's College London, Strand, London, WC2R 2LS, UK. ⁸Institute of Physics Belgrade, University of Belgrade, Pregrevica 118, 11080, Belgrade, Serbia. ⁹Dipartimento di Fisica e Astronomia, Università di Firenze, Via Sansone 1, 50019 Sesto Fiorentino, Firenze, Italy. ¹⁰European Laboratory for Non-Linear Spectroscopy (LENS), Università degli Studi di Firenze, Via Giovanni Sansone, 1, 50019 Sesto Fiorentino, Firenze, Italy. ¹¹LIGO, California Institute of Technology, 1201 E California, Pasadena, CA 91125, USA. ¹²Institute of Nuclear and Particle Physics, NCSR Demokritos, Agia Paraskevi, 15310, Greece. ¹³University of Pisa, Largo Lazzarino, Pisa, 56122, Italy. ¹⁴Kitzbühel Centre for Physics, Kitzbühel, Austria. ¹⁵University of Trieste, Strada Costiera 11, 34151, Trieste, Italy. ¹⁶Istituto Nazionale di Fisica Nucleare, Trieste Section, Via Valerio 2, 34127, Trieste, Italy. ¹⁷LP2N, Laboratoire Photonique, Numérique et Nanosciences, Université Bordeaux-IOGS-CNRS: UMR 5298, F-33400, Talence, France. ¹⁸SYRTE, Observatoire de Paris, Université PSL, Sorbonne Université, LNE, 61 avenue de l'Observatoire, 75014, Paris, France. ¹⁹DPHY, ONERA, Université Paris-Saclay, Chemin de la Hunière—BP80100, F-91123, Palaiseau, France. ²⁰Department of Theoretical Physics, University of Valencia, Joint Centre Univ. Valencia-CSIC, 46100, Burjassot-Valencia, Spain. ²¹IFIC, University of Valencia, Joint Centre Univ. Valencia-CSIC, 46100, Burjassot-Valencia, Spain. ²²Rutherford Appleton Laboratory, Harwell Campus, Didcot, OX11 0QX, UK. ²³University of Strathclyde, Glasgow, G4 0NG, UK. ²⁴Grup de Física Teòrica, Departament de Física, Universitat Autònoma de Barcelona, 08193, Bellaterra, Spain. ²⁵Institut de Física d'Altes Energies, The Barcelona Institute of Science and Technology, Campus UAB, 08193, Bellaterra (Barcelona), Spain. ²⁶University of Birmingham, Birmingham, B15 2TT, UK. ²⁷Department of Mathematics and Earth Sciences, University of Trieste, Via Weiss 1, 34128, Trieste, Italy. ²⁸Institute of Quantum Technologies, German Aerospace Center (DLR), Wilhelm-Runge-Straße 10, 89081, Ulm, Germany. ²⁹Institute of Microelectronics, Ulm University, Albert-Einstein-Allee 43, 89081, Ulm, Germany. ³⁰Department of Physics, Clarendon Laboratory, University of Oxford, South Parks Road, Oxford, OX1 3PU, UK. ³¹Johannes Gutenberg-Universität Mainz, Helmholtz-Institut Mainz, GSI Helmholtzzentrum für Schwerionenforschung, 5128, Mainz, Germany. ³²Department of Physics, University of California, Berkeley, CA 94720, USA. ³³Instituto de Telecomunicações, Instituto Superior Técnico, Av. Rovisco Pais, Torre Norte, Lisboa, 1049-001, Portugal. ³⁴University of Liverpool, Liverpool, L69 7ZE, UK. ³⁵European Space Agency, Keplerlaan 1, PO Box 299, 2200 AG, Noordwijk, The Netherlands. ³⁶Physikalisch-Technische Bundesanstalt, Bundesallee 100, Braunschweig, 38116, Germany. ³⁷University of Sussex, Brighton, BN1 9QH, UK. ³⁸Istituto Nazionale di Ricerca Metrologica, Strada delle Cacce 91, Turin, 10035, Italy. ³⁹Institute of Space Science, 409 Atomistilor Street, Bucharest, Magurele, Ilfov, 077125, Romania. ⁴⁰RHEA for European Space Agency, Keplerlaan 1, P.O. Box 299, 2200 AG, Noordwijk, The Netherlands. ⁴¹University of St Andrews,

North Haugh, St Andrews, KY16 9SS, UK. ⁴²Leibniz Universität Hannover, Welfengarten 1, Hannover, 30167, Germany. ⁴³Fermilab, Batavia, Illinois, USA. ⁴⁴Stanford University, Stanford, CA 94305, USA. ⁴⁵Indian Institute of Technology, New Delhi, India. ⁴⁶Peking University, Beijing, 100871, China. ⁴⁷Hefei National Laboratory for Physical Sciences at the Microscale and Department of Modern Physics, University of Science and Technology of China, Hefei, 230026, China. ⁴⁸Shanghai Branch CAS Center for Excellence in Quantum Information and Quantum Physics, University of Science and Technology of China, Shanghai, 201315, China. ⁴⁹Shanghai Research Center for Quantum Sciences, Shanghai 201315, China. ⁵⁰Department of Physics, University of Pisa, Largo Bruno Pontecorvo 3, 56126 Pisa, Italy. ⁵¹Sezione di Pisa, Istituto Nazionale di Fisica Nucleare, Largo Bruno Pontecorvo 3, 56125 Pisa, Italy. ⁵²Department of Physics and Astronomy, University of California, Riverside, CA 92521, USA. ⁵³Antwerp University, B 2610, Wilrijk, Belgium. ⁵⁴Oak Ridge National Laboratory, 1 Bethel Valley Road, Oak Ridge, TN 37830, USA. ⁵⁵University of Nevada, Reno, Nevada 89557, USA. ⁵⁶Italian Space Agency, Via del Politecnico, Rome, 00133, Italy. ⁵⁷University of Nis, Visegradska 33, Nis, Serbia. ⁵⁸Sezione di Trieste, Istituto Nazionale di Fisica Nucleare, Via Valerio 2, 34127, Trieste, Italy. ⁵⁹Jet Propulsion Laboratory, California Institute of Technology, Pasadena, CA 91109, USA. ⁶⁰Foundation for Research and Technology-Hellas, 100 N. Plastira Street, Vassilika Vouton, GR 70013, Heraklion, Crete, Greece. ⁶¹The University of Tokyo Institutes for Advanced Study, The University of Tokyo, Kashiwa, Chiba, 277-8583, Japan. ⁶²Los Alamos National Laboratory, Los Alamos, New Mexico, USA. ⁶³Faculty of Science, Mohammed V University in Rabat, 4 Avenue Ibn Battouta, B.P. 1014 RP, Rabat, Morocco. ⁶⁴The Johns Hopkins University, 3400 N Charles St, Baltimore, MD 21218, USA. ⁶⁵University College London, Gower Street, London, WC1E 6BT, UK. ⁶⁶School of Physics, University of New South Wales, Sydney, 2052, Australia. ⁶⁷Technical University of Denmark, Kongens Lyngby, 2800, Denmark. ⁶⁸University of Nottingham, Nottingham, NG7 2RD, UK. ⁶⁹Northwestern University, Evanston, USA. ⁷⁰The Pennsylvania State University, University Park, PA 16802, USA. ⁷¹University of Cambridge, J.J. Thomson Avenue, Cambridge, CB3 0HE, UK. ⁷²National Physical Laboratory, Hampton Road, Teddington, TW11 0LW, UK. ⁷³Department of Physics and Astronomy, Wayne State University, Detroit, MI 48202, USA. ⁷⁴Laboratoire Kastler Brossel, Sorbonne Université, CNRS, ENS-Université PSL, Collège de France, Paris, France. ⁷⁵Humboldt-Universität zu Berlin, Newtonstraße 15, Berlin 12489, Germany. ⁷⁶Okinawa Institute of Science and Technology, Okinawa, Japan. ⁷⁷ZARM, Universität Bremen, Am Fallturm 2, 28359, Bremen, Germany. ⁷⁸Institute for Satellite Geodesy and Inertial Sensing, German Aerospace Center (DLR), Callinstr. 30b, Hannover, 30167, Germany. ⁷⁹University of Bergen, Allégaten 55, 5007, Bergen, Norway. ⁸⁰Jožef Stefan Institute, Jamova 39, 1000, Ljubljana, Slovenia. ⁸¹University of Zurich, Winterthurerstrasse 190, 8057, Zurich, Switzerland. ⁸²Vilnius University, Saulėtekio 3, Vilnius, LT-10257, Lithuania. ⁸³University of Ljubljana, Jadranska ulica 19, 1000, Ljubljana, Slovenia. ⁸⁴Physics Division, National Technical University of Athens, Zografou, Athens, 15780, Greece. ⁸⁵University of Latvia, Riga, LV-1004, Latvia. ⁸⁶Teledyne e2v, 106 Waterhouse Lane, Chelmsford, CM1 2QU, UK. ⁸⁷University of Wisconsin, Madison, WI 53706, USA. ⁸⁸Faculty of Physics, Warsaw University of Technology, ul. Koszykowa 75, 00-662, Warsaw, Poland. ⁸⁹University of the Witwatersrand, Johannesburg, Wits, 2050, South Africa. ⁹⁰Indian Institute of Science Education and Research, Bhopal, 462066, India. ⁹¹Department of Physics, Brown University, Providence, RI 02912, USA. ⁹²National Institute of Standards and Technology, 325 Broadway Street, Boulder, Colorado 80305, USA. ⁹³Centre National d'Etudes Spatiales, 18 Avenue Edouard Belin, 31400, Toulouse, France. ⁹⁴University of Warsaw, ul. Pasteura 5, 02-093, Warsaw, Poland. ⁹⁵Purdue University, West Lafayette, IN 47907, USA. ⁹⁶Autonomous University of Aguascalientes, Av. Universidad 940, Ciudad Universitaria, Aguascalientes, C. P. 20131, Mexico. ⁹⁷Potsdam Institute for Climate Impact Research, Member of the Leibniz Association, 14473, Potsdam, Germany. ⁹⁸Applied Physics Section of Environmental Science Department, Universitat de Lleida, Av. Jaume II, 69, 25001 Lleida, Spain. ⁹⁹Bates College, Lewiston, ME 04240, USA. ¹⁰⁰Fayoum University, El-Fayoum, Egypt. ¹⁰¹Politecnico di Milano, Piazza Leonardo da Vinci 32, 20133, Milano, Italy. ¹⁰²School of Physics and Astronomy, University of Nottingham, Nottingham, NG7 2RD, UK. ¹⁰³Faculty of Sciences and Mathematics, University of Niš, Visegradska 33, Niš, Serbia. ¹⁰⁴University of Warwick, Coventry, CV4 7AL, UK. ¹⁰⁵Department of Physics, Koç University, İstanbul, Sarıyer, 34450, Turkey. ¹⁰⁶University of Glasgow, Glasgow, G12 8QQ, UK. ¹⁰⁷ColdQuanta, Boulder, Colorado, USA. ¹⁰⁸AMOLF, Science Park 1098 XG, Amsterdam, The Netherlands. ¹⁰⁹University of Crete, P.O. Box 2208, 71003, Heraklion, Greece. ¹¹⁰School of Mathematics and Physics, Queen's University Belfast, Belfast BT7 1NN, UK. ¹¹¹Center for Theoretical Physics PAS, Aleja Lotnikow 32/46, 02-668, Warsaw, Poland. ¹¹²Tyndall National Institute, University College Cork, Cork, Ireland. ¹¹³Stevens Institute of Technology, Castle Point on the Hudson, Hoboken, NJ 07030, USA. ¹¹⁴Stockholm University, AlbaNova, SE-10691, Stockholm, Sweden. ¹¹⁵Department of Physics and Astronomy, University of Manchester, Manchester, M13 9PL, UK. ¹¹⁶Hoursec, Energy Efficient AI On-Chip, Uetlibergstrasse 111B, Zurich, 8045, Switzerland. ¹¹⁷University of Bologna, Viale Bertini-Pichat 6/2, Bologna, I-40126, Italy. ¹¹⁸Department of Physics, The University of Arizona, Tucson, AZ 85721-0081, USA. ¹¹⁹Scuola Internazionale Superiore di Studi Avanzati, Via Bonomea 265, I-34136, Trieste, Italy. ¹²⁰ETH Zurich, Robert-Gnehm-Weg 15, CH-8093, Zurich, Switzerland. ¹²¹University of Delaware, Newark, Delaware 19716, USA. ¹²²Institute of Physics of the Czech Academy of Sciences, Na Slovance 2, 182 21, Praha 8, Czechia. ¹²³Istituto Nazionale di Fisica Nucleare, Sezione di Firenze, via Sansone 1, Sesto Fiorentino, Firenze, Italy. ¹²⁴MPA-Quantum, Los Alamos National Laboratory, Los Alamos, New Mexico, USA. ¹²⁵Van der Waals-Zeeman Institute, University of Amsterdam, Science Park 904, 1098XH, Amsterdam, The Netherlands. ¹²⁶Heinrich-Heine-Universität Düsseldorf, Germany. ¹²⁷Laboratoire Univers et Théorie - UMR 8102, Observatoire de Paris-PSL, 5, pl. Jules Janssen, F-92190 Meudon, France. ¹²⁸University of Vienna, Boltzmanngasse 5, A-1090, Vienna, Austria. ¹²⁹Polish Academy of Sciences, PL 31-342, Krakow, Poland. ¹³⁰CEICO-FZU, Institute of Physics of the Czech Academy of Sciences, Na Slovance 1999/2, 182 21, Prague, Czechia. ¹³¹INO-CNR, Largo Enrico Fermi 2, 50125, Firenze, Italy. ¹³²Institut de Ciències de l'Espai (ICE, CSIC), Campus UAB, Carrer de Can Magrans s/n, 08193, Cerdanyola del Vallès, Spain. ¹³³Institut d'Estudis Espacials de Catalunya (IEEC), Edifici Nexus, Carrer del Gran Capità 2-4, despatx 201, 08034, Barcelona, Spain. ¹³⁴Istituto Nazionale di Fisica Nucleare, Sezione di Genova, via Dodecaneso 33, 16146, Genova, Italy. ¹³⁵National and Kapodistrian University of Athens, Athens, Greece. ¹³⁶School of Physics, University of Sydney, Physics Road, Camperdown, NSW, 2006, Australia. ¹³⁷High Energy Physics Group, 513 Keen Building, Dept. of Physics, Florida State University, 77 Chieflan Way, Tallahassee, FL 32306, USA. ¹³⁸Departement Physik, Universität Basel, Klingelbergstrasse 82, 4056 Basel, Switzerland. ¹³⁹Department of Physics and Astronomy, University of California, Irvine, CA 92697-4575, USA. ¹⁴⁰Thales Alenia Space, 26 av. J.-F. Champollion, 31100, Toulouse, France. ¹⁴¹Institut de Física d'Altes Energies, The Barcelona Institute of Science and Technology, Campus UAB, 08193, Bellaterra (Barcelona), Spain. ¹⁴²DiSPeA, Virgo Group, University of Urbino, via S. Chiara, Urbino, I61029, Italy. ¹⁴³Institute for Applied Physics, Technical University of Darmstadt, Hochschulstrasse 4A, D-64289, Darmstadt, Germany. ¹⁴⁴EQQQI, QUANTUM, Institute of Physics, Johannes Gutenberg-University Mainz, 55122, Mainz, Germany. ¹⁴⁵Photonics Laboratory, Engineering Physics, Münster University of

Applied Sciences, Stegerwaldstr. 39, 48565, Steinfurt, Germany. ¹⁴⁶University of Malta, Msida, MSD 2080, Malta. ¹⁴⁷Faculty of Engineering and Natural Sciences, International University of Sarajevo, Hrasnička cesta 15, 71210, Ilidža, Sarajevo, Bosnia-Herzegovina. ¹⁴⁸Department of Physics, National Taiwan University, No. 1 Sect. 4 Roosevelt Road, Taipei, 10617, Taiwan. ¹⁴⁹Instituto de Telecomunicações, Lisbon, 1049-001, Portugal. ¹⁵⁰Wuhan Institute of Physics and Mathematics, Innovation Academy for Precision Measurement Science and Technology, Chinese Academy of Sciences, Wuhan, 430071, China. ¹⁵¹University of Cincinnati, Cincinnati, Ohio 45221, USA.

Publisher's Note

Springer Nature remains neutral with regard to jurisdictional claims in published maps and institutional affiliations.

Received: 12 April 2022 Accepted: 8 October 2022 Published online: 20 November 2022

References

1. CERN. Community Workshop on Cold Atoms in Space. <https://indico.cern.ch/event/1064855/>.
2. Voyage 2050: final recommendations from the Voyage 2050 Senior Committee. <https://www.cosmos.esa.int/documents/1866264/1866292/Voyage2050-Senior-Committee-report-public.pdf/e2b2631e-5348-5d2d-60c1-437225981b6b?t=1623427287109>.
3. CERN. Workshop on Atomic Experiments for Dark Matter and Gravity Exploration. <https://indico.cern.ch/event/830432/>.
4. Bertoldi A, Bongs K, Bouyer P, Buchmueller O, Canuel B, Caramete L-I et al. AEDGE: atomic experiment for dark matter and gravity exploration in space. *Exp Astron.* 2021;51:1417–26.
5. El-Neaj YA, Alpigiani C, Amairi-Pyka S, Araújo H, Balaž A, Bassi A et al. AEDGE: atomic experiment for dark matter and gravity exploration in space. *EPJ Quantum Technol.* 2020;7:6.
6. Battelier B, Bergé J, Bertoldi A, Blanchet L, Bongs K, Bouyer P et al. Exploring the foundations of the physical universe with space tests of the equivalence principle. *Exp Astron.* 2021;51:1695–736.
7. Kaltenbaek R, Acin A, Bacsardi L, Bianco P, Bouyer P, Diamanti E et al. Quantum technologies in space. *Exp Astron.* 2021;51:1677–94.
8. Tartaglia A, Bassan M, Casalino L, Crosta M, Lattanzi M, Lorenzini E et al. Detecting the gravito-magnetic field of the dark halo of the milky way—the ladahad mission concept. *Exp Astron.* 2021;51:1773–91.
9. Bergé J, Baudis L, Brax P, Chiow S-W, Christophe B, Doré O et al. The local dark sector. *Exp Astron.* 2021;51:1737–66.
10. Schneider J. Quantum correlations at Earth-moon distance. *Exp Astron.* 2021;51:1767–72.
11. Roura A. Gravitational redshift in quantum-clock interferometry. *Phys Rev X.* 2020;10:021014. [arXiv:1810.06744](https://arxiv.org/abs/1810.06744).
12. Sedda MA, Berry CPL, Jani K, Amaro-Seoane P, Auclair P, Baird J et al. The missing link in gravitational-wave astronomy. *Exp Astron.* 2021;51:1427–40.
13. Sedda MA, Berry CPL, Jani K, Amaro-Seoane P, Auclair P, Baird J et al. The missing link in gravitational-wave astronomy: discoveries waiting in the dechertz range. *Class Quantum Gravity.* 2020;37:215011.
14. Floberghagen R, Fehring M, Lamarre D, Muzi D, Frommknecht B, Steiger C et al. Mission design, operation and exploitation of the gravity field and steady-state ocean circulation explorer mission. *J Geod.* 2011;85:749–58.
15. Tapley BD, Watkins MM, Flechtner F, Reigber C, Bettadpur S, Rodell M et al. Contributions of GRACE to understanding climate change. *Nat Clim Change.* 2019;9:358–69.
16. Kornfeld RP, Arnold BW, Gross MA, Dahya NT, Klipstein WM, Gath PF et al. Grace-fo: the gravity recovery and climate experiment follow-on mission. *J Spacecr Rockets.* 2019;56:931–51. <https://doi.org/10.2514/1.A34326>.
17. Pail R, Bingham R, Braitenberg C, Eicker A, Horwath M, Ivins E, et al. Observing mass transport to understand global change and to benefit society: science and user needs—an international multi-disciplinary initiative for IUGG, Deutsche Geodätische Kommission: B (Angewandte Geodäsie) Heft Nr. 320: Reihe B, Angewandte Geodäsie, Elektronische Ressource. 2015. <https://publikationen.badw.de/en/044436255>.
18. ESA AGENDA 2025: make space for Europe. https://esamultimedia.esa.int/docs/ESA_Agenda_2025_final.pdf.
19. Delva P, Puchades N, Schönemann E, Dillsner F, Courde C, Bertone S et al. Gravitational redshift test using eccentric Galileo satellites. *Phys Rev Lett.* 2018;121:231101.
20. Herrmann S, Finke F, Lülff M, Kichakova O, Puetzfeld D, Knickmann D et al. Test of the gravitational redshift with Galileo satellites in an eccentric orbit. *Phys Rev Lett.* 2018;121:231102.
21. Cacciapuoti L, Salomon C. The ACES experiment. *Eur Phys J Spec Top.* 2009;172:57.
22. Cacciapuoti L, Armano M, Much R, Sy O, Helm A, Hess MP et al. Testing gravity with cold-atom clocks in space. *Eur Phys J D.* 2020;74:164.
23. Savalle E, Guerlin C, Delva P, Meynadier F, le Poncin-Lafitte C, Wolf P. Gravitational redshift test with the future ACES mission. *Class Quantum Gravity.* 2019;36:245004.
24. Colladay D, Kostelecky VA. Lorentz violating extension of the standard model. *Phys Rev D.* 1998;58:116002. [arXiv:hep-ph/9809521](https://arxiv.org/abs/hep-ph/9809521).
25. Lämmerzahl C, Braxmaier C, Dittus H, Müller H, Peters A, Schiller S. Kinematical test theories for special relativity: a comparison. *Int J Mod Phys D.* 2002;11:1109–36.
26. Delva P, Lodewyck J, Bilicki S, Bookjans E, Vallet G, Targat RL et al. Test of special relativity using a fiber network of optical clocks. *Phys Rev Lett.* 2017;118:221102. [arXiv:1703.04426](https://arxiv.org/abs/1703.04426).
27. Sanner C, Huntemann N, Lange R, Tamm C, Peik E, Safronova MS et al. Optical clock comparison for Lorentz symmetry testing. *Nature.* 2019;567:204–8.
28. Lange R, Huntemann N, Rahm JM, Sanner C, Shao H, Lipphardt B et al. Improved limits for violations of local position invariance from atomic clock comparisons. *Phys Rev Lett.* 2021;126:011102.
29. Roberts BM, Blewitt G, Dailey C, Murphy M, Pospelov M, Rollings A et al. Search for domain wall dark matter with atomic clocks on board global positioning system satellites. *Nat Commun.* 2017;8:1195. [arXiv:1704.06844v3](https://arxiv.org/abs/1704.06844v3).
30. Roberts BM, Delva P, Al-Masoudi A, Amy-Klein A, Bærentsen C, Baynham CFA et al. Search for transient variations of the fine structure constant and dark matter using fiber-linked optical atomic clocks. *New J Phys.* 2020;22:093010.

31. Barontini G, Boyer V, Calmet X, Fitch N, Forgan E, Godun R et al. QSNET, a network of clock for measuring the stability of fundamental constants. In: Quantum technology: driving commercialisation of an enabling science II. vol. 11881. Bellingham: SPIE; 2021. p. 63–6.
32. Barontini G, et al. Measuring the stability of fundamental constants with a network of clocks. [arXiv:2112.10618](https://arxiv.org/abs/2112.10618).
33. Tsai Y-D, Eby J, Safronova MS. [arXiv:2112.076741](https://arxiv.org/abs/2112.076741).
34. Banerjee A, Kim H, Matsedonskyi O, Perez G, Safronova MS. Probing the relaxed relaxation at the luminosity and precision frontiers. *J High Energy Phys.* 2020;07:153.
35. Kolkowitz S, Pikovski I, Langellier N, Lukin MD, Walsworth RL, Ye J. Gravitational wave detection with optical lattice atomic clocks. *Phys Rev D.* 2016;94:124043.
36. Grebing C, Al-Masoudi A, Dörscher S, Häfner S, Gerginov V, Weyers S et al. Realization of a timescale with an accurate optical lattice clock. *Optica.* 2016;3:563. [arXiv:1511.03888](https://arxiv.org/abs/1511.03888).
37. Yao J, Sherman JA, Fortier T, Leopardi H, Parker T, McGrew W et al. Optical-clock-based time scale. *Phys Rev Appl.* 2019;12:044069.
38. Riedel F, Al-Masoudi A, Benkler E, Dörscher S, Gerginov V, Grebing C et al. Direct comparisons of European primary and secondary frequency standards via satellite techniques. *Metrologia.* 2020;57:045005. [arXiv:1910.06736](https://arxiv.org/abs/1910.06736).
39. Lisdat C, Grosche G, Quintin N, Shi C, Raupach S, Grebing C et al. A clock network for geodesy and fundamental science. *Nat Commun.* 2016;7:12443.
40. Origlia S, Schiller S, Pramod MS, Smith L, Singh Y, He W et al. Development of a strontium optical lattice clock for the SOC mission on the ISS. In: Stuhler J, Shields AJ, editors. *Comptes rendus physique.* vol. 9900. 2016. p. 990003. <https://proceedings.spiedigitallibrary.org/proceeding.aspx?doi=10.1117/12.2229473>. [arXiv:1503.08457v1](https://arxiv.org/abs/1503.08457v1).
41. Denker H, Timmen L, Voigt C, Weyers S, Peik E, Margolis HS, et al. Geodetic methods to determine the relativistic redshift at the level of 10^{-18} in the context of international timescales: a review and practical results. *J Geod.* 2017; 1–30.
42. IERS. The International Terrestrial Reference Frame (ITRF). <https://www.iers.org/IERS/EN/DataProducts/ITRF/itrf.html>.
43. IERS. ITRF2020 Call for participation. <https://www.iers.org/IERS/EN/DataProducts/ITRF/itrf.html>.
44. United Nations General Assembly. United Nations Resolution a/res/69/266: a global geodetic reference frame for sustainable development. https://ggim.un.org/documents/a_res_69_266_e.pdf.
45. Reigber C, Schwintzer P, Lühr H. The CHAMP geopotential mission. *Boll Geofis Teor Appl.* 1999;40:285.
46. Tapley B, Bettadpur S, Watkins M, Reigber C. The gravity recovery and climate experiment: mission overview and early results. *Geophys Res Lett.* 2004;31.
47. Wu H, Müller J, Lämmerzahl C. Clock networks for height system unification: a simulation study. *Geophys J Int.* 2019;216:1594–607.
48. Wu H, Müller J. Towards an international height reference frame using clock networks, IUGG2019 General Assembly, International Association of Geodesy Symposia. https://doi.org/10.1007/1345_2020_97.
49. Brewer SM, Chen J-S, Hankin AM, Clements ER, Chou CW, Wineland DJ et al. Al+ quantum-logic clock with a systematic uncertainty below 10^{-18} . *Phys Rev Lett.* 2019;123:1–5. [arXiv:1902.07694](https://arxiv.org/abs/1902.07694).
50. Schioppo M, Brown RC, McGrew WF, Hinkley N, Fasano RJ, Bely K et al. Ultrastable optical clock with two cold-atom ensembles. *Nat Photonics.* 2017;11:48–52.
51. Schwarz R, Dörscher S, Al-Masoudi A, Benkler E, Legero T, Sterr U et al. Long term measurement of the ^{87}Sr clock frequency at the limit of primary Cs clocks. *Phys Rev Res.* 2020;2:033242.
52. Schnatz H, Lipphardt B, Helmcke J, Riehle F, Zinner G. First phase-coherent frequency measurement of visible radiation. *Phys Rev Lett.* 1996;76:18–21.
53. Udem T, Huber A, Gross B, Reichert J, Prevedelli M, Weitz M et al. Phase-coherent measurement of the hydrogen 1S-2S transition frequency with an optical frequency interval divider chain. *Phys Rev Lett.* 1997;79:2646–9.
54. Niering M, Holzwarth R, Reichert J, Pokasov P, Udem T, Weitz M et al. Measurement of the hydrogen 1S-2S transition frequency by phase coherent comparison with a microwave cesium fountain clock. *Phys Rev Lett.* 2000;84:5496–9.
55. Udem T, Diddams SA, Vogel KR, Oates CW, Curtis EA, Lee WD et al. Absolute frequency measurements of the Hg^+ and Ca optical clock transitions with a femtosecond laser. *Phys Rev Lett.* 2001;86:4996–9.
56. Margolis H, Barwood G, Huang G, Klein H, Lea S, Szymaniec K et al. Hertz-level measurement of the optical clock frequency in a single $^{88}\text{Sr}^+$ ion. *Science.* 2004;306:1355–8.
57. Oskay W, Diddams S, Donley E, Fortier T, Heavner T, Hollberg L, et al. Single-Atom Optical Clock with High Accuracy. *Phys Rev Lett.* 2006;97.
58. Boyd MM, Ludlow AD, Blatt S, Foreman SM, Ido T, Zelevinsky T et al. ^{87}Sr lattice clock with inaccuracy below 10^{-15} . *Phys Rev Lett.* 2007;98:083002.
59. Stalnaker JE, Diddams SA, Fortier TM, Kim K, Hollberg L, Bergquist JC et al. Optical-to-microwave frequency comparison with fractional uncertainty of 10^{-15} . *Appl Phys B, Lasers Opt.* 2007;89:167–76.
60. Poli N, Barber ZW, Lemke ND, Oates CW, Ma LS, Stalnaker JE et al. Frequency evaluation of the doubly forbidden $^1\text{S}_0 \rightarrow ^3\text{P}_0$ transition in bosonic ^{174}Yb . *Phys Rev A.* 2008;77:7–10. [arXiv:0803.4503](https://arxiv.org/abs/0803.4503).
61. Chwalla M, Benhelm J, Kim K, Kirchmair G, Monz T, Riebe M et al. Absolute frequency measurement of the $^{40}\text{Ca}^+$ $4s^2\ ^1S_0 - 3d^2\ ^3F_2$ clock transition. *Phys Rev Lett.* 2009;102:023002.
62. King SA, Godun RM, Webster S, Margolis HS, Johnson LAM, Szymaniec K et al. Absolute frequency measurement of the $^2\text{S}_{1/2} \rightarrow ^2\text{F}_{7/2}$ electric octupole transition in a single ion of $^{171}\text{Yb}^+$ with 10^{-15} fractional uncertainty. *New J Phys.* 2012;14:013045.
63. McFerran JJ, Yi L, Mejri S, Di Manno S, Zhang W, Guéna J et al. Neutral atom frequency reference in the deep ultraviolet with fractional uncertainty $= 5.7 \times 10^{-15}$. *Phys Rev Lett.* 2012;108:183004.
64. Targat RL, Lorini L, Coq YL, Zawada M, Guéna J, Abgrall M et al. Experimental realization of an optical second with strontium lattice clocks. *Nat Commun.* 2013;4:1–9.
65. Hüntemann N, Lipphardt B, Tamm C, Gerginov V, Weyers S, Peik E. Improved limit on a temporal variation of m_p/m_e from comparisons of Yb^+ and Cs atomic clocks. *Phys Rev Lett.* 2014;113:1–5. [arXiv:1407.4408](https://arxiv.org/abs/1407.4408).
66. McGrew WF, Zhang X, Leopardi H, Fasano RJ, Nicolodi D, Bely K et al. Towards the optical second: verifying optical clocks at the SI limit. *Optica.* 2019;6:448–54.
67. Schwarz R, Dörscher S, Al-Masoudi A, Benkler E, Legero T, Sterr U et al. Long term measurement of the ^{87}Sr clock frequency at the limit of primary Cs clocks. *Phys Rev Res.* 2020;2:033242.

68. Weyers S, Gerginov V, Kazda M, Rahm J, Lipphardt B, Dobrev G et al. Advances in the accuracy, stability, and reliability of the PTB primary fountain clocks. *Metrologia*. 2018;55:789–805.
69. Rosenband T, Hume DBD, Schmidt PO, Chou CW, Brusch A, Lorini L et al. Frequency ratio of Al^+ and Hg^+ optical clocks; metrology at the 17th decimal place. *Science*. 2008;319:1808–12.
70. Chou CW, Hume DB, Koelemeij JJC, Wineland DJ, Rosenband T. Frequency comparison of two high-accuracy Al^+ optical clocks. *Phys Rev Lett*. 2010;104:1.
71. Madej AA, Dubé P, Zhou Z, Bernard JE, Gertszov M. $^{88}\text{Sr}^+$ 445 THz single-ion reference at the 10^{-17} level via control and cancellation of systematic uncertainties and its measurement against the SI second. *Phys Rev Lett*. 2012;109:5.
72. Huntemann N, Okhapkin M, Lipphardt B, Weyers S, Tamm C, Peik E. High-accuracy optical clock based on the octupole transition in $^{171}\text{Yb}^+$. *Phys Rev Lett*. 2012;108:1.
73. Huntemann N. High-accuracy optical clock based on the octupole transition in $\text{Yb}+171$. Ph.D. thesis. 2014. [arXiv:1111.2446](https://doi.org/10.1103/PhysRevLett.108.090801). <https://doi.org/10.1103/PhysRevLett.108.090801>.
74. Barwood GP, Huang G, Klein HA, Johnson LAM, King SA, Margolis HS et al. Agreement between two $^{88}\text{Sr}^+$ optical clocks to 4 parts in 10^{17} . *Phys Rev A*. 2014;89:050501.
75. Nicholson T, Campbell S, Hutson R, Marti G, Bloom B, McNally R et al. Systematic evaluation of an atomic clock at 2×10^{-18} total uncertainty. *Nat Commun*. 2015;6:6896.
76. Ushijima I, Takamoto M, Das M, Ohkubo T, Katori H. Cryogenic optical lattice clocks. *Nat Photonics*. 2015;9:185–9.
77. Yamanaka K, Ohmae N, Ushijima I, Takamoto M, Katori H. Frequency ratio of ^{199}Hg and ^{87}Sr optical lattice clocks beyond the SI limit. *Phys Rev Lett*. 2015;114:1.
78. McGrew WF, Zhang X, Fasano RJ, Schäffer SA, Beloy K, Nicolodi D et al. Atomic clock performance enabling geodesy below the centimetre level. *Nature*. 2018;564:87–90.
79. Bothwell T, Kedar D, Oelker E, Robinson JM, Bromley SL, Tew WL et al. JILA Srl optical lattice clock with uncertainty of 2.0×10^{-18} . *Metrologia*. 2019;56:065004.
80. Takamoto M, Ushijima I, Ohmae N, Yahagi T, Kokado K, Shinkai H et al. Test of general relativity by a pair of transportable optical lattice clocks. *Nat Photogr*. 2020;14:411–5.
81. Kasevich M, Riis E, Chu S, DeVoe R. RF spectroscopy in an atomic fountain. *Phys Rev Lett*. 1989;63:612–5.
82. Clairon A, Salomon C, Guellati S, Phillips W. Ramsey resonance in a Zacharias fountain. *Europhys Lett*. 1991;16:165.
83. Jefferts S, Shirley J, Parker T, Heavner T, Meekhof D, Nelson C et al. Accuracy evaluation of NIST-F1. *Metrologia*. 2002;39:321.
84. Cao J, Zhang P, Shang J, Cui K, Yuan J, Chao S et al. A compact, transportable single-ion optical clock with 7.8×10^{-17} systematic uncertainty. *Appl Phys B*. 2017;123:112.
85. Yamaguchi A, Safronova M, Gibble K, Katori H. Narrow-line cooling and determination of the magic wavelength of Cd. *Phys Rev Lett*. 2019;123:113201.
86. Bothwell T, Kennedy CJ, Aeppli A, Kedar D, Robinson JM, Oelker E, et al. Resolving the gravitational redshift within a millimeter atomic sample. [arXiv:2109.12238](https://arxiv.org/abs/2109.12238).
87. Kennedy CJ, Oelker E, Robinson JM, Bothwell T, Kedar D, Milner WR et al. Precision metrology meets cosmology: improved constraints on ultralight dark matter from atom-cavity frequency comparisons. *Phys Rev Lett*. 2020;125:201302.
88. Godun RM, Nisbet-Jones PBR, Jones JM, King SA, Johnson LAM, Margolis HS et al. Frequency ratio of two optical clock transitions in $^{171}\text{Yb}^+$ and constraints on the time variation of fundamental constants. *Phys Rev Lett*. 2014;113:210801. [arXiv:1407.0164](https://arxiv.org/abs/1407.0164).
89. Giorgetta FR, Swann WC, Sinclair LC, Baumann E, Coddington I, Newbury NR. Optical two-way time and frequency transfer over free space. *Nat Photonics*. 2013;7:434–8.
90. Yamaguchi A, Fujieda M, Kumagai M, Hachisu H, Nagano S, Li Y et al. Direct comparison of distant optical lattice clocks at the 10^{-16} uncertainty. *Appl Phys Express*. 2011;4:082203.
91. Beloy K, Bodine MI, Bothwell T, Brewer SM, Bromley SL, Chen J-S et al. Frequency ratio measurements at 18-digit accuracy using an optical clock network. *Nature*. 2021;591:564–9.
92. Roberts BM, Delva P, Al-Masoudi A, Amy-Klein A, Bærentsen C, Baynham CFA et al. Search for transient variations of the fine structure constant and dark matter using fiber-linked optical atomic clocks. *New J Phys*. 2020;22:093010. [arXiv:1907.02661](https://arxiv.org/abs/1907.02661).
93. Bober M, Morzyński P, Cygan A, Lisak D, Masłowski P, Prymaczek M et al. Strontium optical lattice clocks for practical realization of the metre and secondary representation of the second. *Meas Sci Technol*. 2015;26:075201.
94. Bongs K, Singh Y, Smith L, He W, Kock O, Świerad D et al. Development of a strontium optical lattice clock for the SOC mission on the ISS. *C R Phys*. 2015;16:553–64. [arXiv:1503.08457v1](https://arxiv.org/abs/1503.08457v1).
95. Falke S, Lemke N, Grebing C, Lipphardt B, Weyers S, Gerginov V, et al. A strontium lattice clock with 3×10^{-17} inaccuracy and its frequency. *New J Phys*. 2014;16. [arXiv:1312.3419](https://arxiv.org/abs/1312.3419).
96. Lin Y-G, Wang Q, Li Y, Meng F, Lin B-K, Zang E-J et al. First evaluation and frequency measurement of the strontium optical lattice clock at NIM. *Chin Phys Lett*. 2015;32:90601.
97. Ludlow A, Boyd M, Zelevinsky T, Foreman S, Blatt S, Notcutt M et al. Systematic study of the ^{87}Sr clock transition in an optical lattice. *Phys Rev Lett*. 2006;96:033003.
98. Poli N, Schioppo M, Vogt S, Falke S, Sterr U, Lisdat C et al. A transportable strontium optical lattice clock. *Appl Phys B*. 2014;117:1107–16.
99. Strelkin SA, Galyshev AA, Berdasov OI, Gribov AY, Sutyryn DV, Khabarova KY et al. Narrow line cooling of ^{88}Sr atoms in the magneto-optical trap for precision frequency standard. *Phys Proc*. 2015;72:184–8.
100. Takamoto M, Hong F-L, Higashi R, Katori H. An optical lattice clock. *Nature*. 2005;435:321–4.
101. Hobson R, Bowden W, Vianello A, Silva A, Baynham CFA, Margolis HS et al. A strontium optical lattice clock with 1×10^{-17} uncertainty and measurement of its absolute frequency. *Metrologia*. 2020;57:065026.
102. Zheng X, Dolde J, Lochab V, Merriman BN, Li H, Kolkowitz S. High precision differential clock comparisons with a multiplexed optical lattice clock. [arXiv:2109.12237](https://arxiv.org/abs/2109.12237).
103. Akamatsu D, Yasuda M, Inaba H, Hosaka K, Tanabe T, Onae A et al. Frequency ratio measurement of ^{171}Yb and ^{87}Sr optical lattice clocks. *Opt Express*. 2014;22:7898–905.
104. Barber ZW, Hoyt CW, Oates CW, Hollberg L, Taichenachev AV, Yudin VI. Direct excitation of the forbidden clock transition in neutral ^{174}Yb atoms confined to an optical lattice. *Phys Rev Lett*. 2006;96:083002.

105. Pedrozo-Peñafiel E, Colombo S, Shu C, Adiyatullin AF, Li Z, Mendez E et al. Entanglement on an optical atomic-clock transition. *Nature*. 2020;588:414–8.
106. Gao Q, Zhou M, Han C, Li S, Zhang S, Yao Y et al. Systematic evaluation of a ^{171}Yb optical clock by synchronous comparison between two lattice systems. *Sci Rep*. 2018;8:8022.
107. Kim H, Heo M-S, Park CY, Yu D-H, Lee W-K. Absolute frequency measurement of the ^{171}Yb optical lattice clock at KRISS using TAI for over a year. *Metrologia*. 2021;58:055007.
108. Kersten P, Mensing F, Sterr U, Riehle F. A transportable optical calcium frequency standard. *Appl Phys B*. 1999;68:27–38.
109. Olson J, Fox RW, Fortier TM, Sheerin TF, Brown RC, Leopardi H et al. Ramsey–Bordé matter-wave interferometry for laser frequency stabilization at 10^{-16} frequency instability and below. *Phys Rev Lett*. 2019;123:073202.
110. Döringshoff K, Gutsch FB, Schkolnik V, Kürbis C, Oswald M, Pröbster B et al. Iodine frequency reference on a sounding rocket. *Phys Rev Appl*. 2019;11:054068.
111. Argence B, Prevost E, Lévêque T, Goff RL, Bize S, Lemonde P et al. Prototype of an ultra-stable optical cavity for space applications. *Opt Express*. 2012;20:25409–20.
112. Chen Q-F, Nevsky A, Cardace M, Schiller S, Legero T, Häfner S et al. A compact, robust, and transportable ultra-stable laser with a fractional frequency instability of 1×10^{-15} . *Rev Sci Instrum*. 2014;85:113107.
113. Häfner S, Herbers S, Vogt S, Lisdat C, Sterr U. Transportable interrogation laser system with an instability of $\text{mod } \sigma_y = 3 \times 10^{-16}$. *Opt Express*. 2020;28:16407–16.
114. Webster S, Gill P. Force-insensitive optical cavity. *Opt Lett*. 2011;36:3572. [arXiv:1108.4819](https://arxiv.org/abs/1108.4819).
115. Sanjuan J, Abich K, Gohlke M, Resch A, Schuldt T, Wegehaupt T et al. Long-term stable optical cavity for special relativity tests in space. *Opt Express*. 2019;27:36206–20.
116. Hill IR, Hendricks RJ, Donnellan S, Gaynor P, Allen B, Barwood GP et al. Dual-axis cubic cavity for drift-compensated multi-wavelength laser stabilisation. *Opt Express*. 2021;29:36758–68.
117. Origlia S, Pramod MS, Schiller S, Singh Y, Bongos K, Schwarz R, et al. A high-performance optical lattice clock based on bosonic atoms. [arXiv:1803.03157](https://arxiv.org/abs/1803.03157).
118. Koller SB, Grotti J, Vogt S, Al-Masoudi A, Dörscher S, Häfner S et al. Transportable optical lattice clock with 7×10^{-17} uncertainty. *Phys Rev Lett*. 2017;118:073601.
119. Ohmae N, Takamoto M, Takahashi Y, Kokubun M, Araki K, Hinton A, et al. Transportable strontium optical lattice clocks operated outside laboratory at the level of 10^{-18} uncertainty. *Adv Quantum Technol*. 2021;2100015.
120. Grotti J, Koller S, Vogt S, Häfner S, Sterr U, Lisdat C et al. Geodesy and metrology with a transportable optical clock. *Nat Phys*. 2018;14:437–41.
121. Huang Y, Zhang H, Zhang B, Hao Y, Guan H, Zeng M et al. Geopotential measurement with a robust, transportable Ca^+ optical clock. *Phys Rev A*. 2020;102:050802.
122. Bongos K, Singh Y, Smith L, He W, Kock O, Swierad D et al. Development of a strontium optical lattice clock for the SOC mission on the ISS. *CRP*. 2015;16:553–64. [arXiv:1503.08457](https://arxiv.org/abs/1503.08457) [physics.atom-ph].
123. Derevianko A, Gibble K, Hollberg L, Newbury NR, Oates C, Safronova MS, et al. Fundamental Physics with a State-of-the-Art Optical Clock in Space. [arXiv:2112.10817](https://arxiv.org/abs/2112.10817).
124. Petit G. Sub- 10^{-16} accuracy GNSS frequency transfer with IPPP. *GPS Solut*. 2021;25:1–9. <https://doi.org/10.1007/s10291-020-01062-2>.
125. Kirchner D, Ressler H, Grudler P, Baumont F, Veillet C, Lewandowski W et al. Comparison of GPS common-view and two-way satellite time transfer over a baseline of 800 km. *Metrologia*. 1993;30:183.
126. ITU technical recommendation: the operational use of two-way satellite time and frequency transfer employing pseudorandom noise codes, ITU-R TF. 1153-4 (2015).
127. Huang Y-J, Fujieda M, Takiguchi H, Tseng W-H, Tsao H-W. Stability improvement of an operational two-way satellite time and frequency transfer system. *Metrologia*. 2016;53:881.
128. Droste S, Grebing C, Leute J, Raupach SMF, Matveev A, Hänisch TW et al. Characterization of a 450 km baseline GPS carrier-phase link using an optical fiber link. *New J Phys*. 2015;17:083044.
129. Schäfer W, Feldmann T. Perspectives of time and frequency transfer via satellite. *J Phys Conf Ser*. 2016;723:012038.
130. Samain E, Vrancken P, Guillemot P, Fridelance P, Exertier P. Time transfer by laser link (T2L2): characterization and calibration of the flight instrument. *Metrologia*. 2014;51:503–15.
131. Schreiber K, Prochazka I, Lauber P, Hugentobler U, Schäfer W, Cacciapuoti L et al. Ground-based demonstration of the European Laser Timing (ELT) experiment. *IEEE Trans Ultrason Ferroelectr Freq Control*. 2010;57:728–37.
132. Djerroud K, Acef O, Clairon A, Lemonde P, Man CN, Samain E et al. Coherent optical link through the turbulent atmosphere. *Opt Lett*. 2010;35:1479–81.
133. Dix-Matthews BP, Schediwy SW, Gozzard DR, Savalle E, Esnault F-X, Lévêque T et al. Point-to-point stabilized optical frequency transfer with active optics. *Nat Commun*. 2021;12:515.
134. Sinclair LC, Bergeron H, Swann WC, Baumann E, Deschênes J-D, Newbury NR. Comparing optical oscillators across the air to milliradians in phase and 10^{-17} in frequency. *Phys Rev Lett*. 2018;120:050801.
135. Bodine MI, Ellis JL, Swann WC, Stevenson SA, Deschênes J-D, Hannah ED et al. Optical time-frequency transfer across a free-space, three-node network. *APL Photon*. 2020;5:076113. <https://doi.org/10.1063/5.0010704>.
136. Bergeron H, Sinclair LC, Swann WC, Khader I, Cossel KC, Cermak M et al. Femtosecond synchronization of optical clocks off of a flying quadcopter. *Nat Commun*. 2019;10:1819.
137. Shen Q, Guan J-Y, Zeng T, Lu Q-M, Huang L, Cao Y et al. Experimental simulation of time and frequency transfer via an optical satellite–ground link at 10^{-18} instability. *Optica*. 2021;8:471–6.
138. Glaser S, et al. Reference system origin and scale realization within the future GNSS constellation “Kepler”. *J Geod*. 2020;94.
139. Liu L, Lü D-S, Chen W-B, Li T, Qu Q-Z, Wang B et al. In-orbit operation of an atomic clock based on laser-cooled ^{87}Rb atoms. *Nat Commun*. 2018;9:2760.
140. Burt EA, Prestage JD, Tjoelker RL, Enzer DG, Kuang D, Murphy DW et al. Demonstration of a trapped-ion atomic clock in space. *Nature*. 2021;595:43–7.
141. Barwood GP, Gill P, Klein HA, Hosaka K, Huang G, Lea SN et al. Trapped strontium ion optical clock. In: Armandillo E, Costeraste J, Karafolas N, editors. International conference on space optics—ICSO 2006. vol. 10567. International Society for Optics and Photonics, SPIE; 2017. p. 681–7. <https://doi.org/10.1117/12.2308177>.

142. Prochazka I, Blazej J, Kodet J. Note: space qualified solid state photon counting detector with reduced detection delay temperature drift. *Rev Sci Instrum.* 2018;89:056106.
143. Prochazka I, Blazej J, Flekova T, Kodet J. Silicon based photon counting detector providing femtosecond detection delay stability. *IEEE J Sel Top Quantum Electron.* 2020;26:1–5.
144. The State Council Information Office of the People's Republic of China. "China's Space Program: a 2021 Perspective." <http://www.cnsa.gov.cn/english/n6465645/n6465648/c6813088/content.html> (2021).
145. Steigenberger P, Montenbruck O. Galileo status: orbits, clocks, and positioning. *GPS Solut.* 2017;21:319–31.
146. Vannicola F, Beard R, White J, Senior K, Largay M, Buisson J. GPS block IIF atomic frequency standard analysis. In: Proceedings of the 42nd annual precise time and time interval systems and applications meeting. Reston, Virginia, November 2010. 2010. p. 181–96.
147. Shen Q, Lin H, Deng J, Wang Y. Pulsed optically pumped atomic clock with a medium- to long-term frequency stability of 10^{-15} . *Rev Sci Instrum.* 2020;91:045114.
148. Phelps G, Lemke N, Erickson C, Burke J, Martin K. Compact optical clock with 5×10^{-13} instability at 1 s. *Navigation.* 2018;65:49–54.
149. Schkolnik V, Döringshoff K, Gutsch FB, Oswald M, Schuldt T, Braxmaier C et al. Jokarus—design of a compact optical iodine frequency reference for a sounding rocket mission. *EPJ Quantum Technol.* 2017;4:9.
150. DLR. Compasso. https://www.dlr.de/gk/en/desktopdefault.aspx/tabid-14174/28130_read-59743.
151. US National Academies Decadal Survey on Biological and Physical Sciences Research in Space 2023–2032. <https://www.nationalacademies.org/our-work/decadal-survey-on-life-and-physical-sciences-research-in-space-2023-2032>.
152. WMO. The Status of the Global Climate Observing System 2021: The GCOS Status Report (GCOS-240). <https://gcos.wmo.int/en/gcos-status-report-2021>.
153. IUGG. Resolution on future satellite gravity and magnetic mission constellations. https://www.iugg.org/assemblies/2015prague/2015_Prague_Comptes_Rendus_Part1.pdf (2015).
154. Roland P, editor. Observing Mass Transport to Understand Global Change and to benefit Society: Science and User Needs—An international multi-disciplinary initiative for IUGG. https://dtk.badw.de/fileadmin/user_upload/Files/DGK/docs/b-320.pdf (2015).
155. Pail R, Bingham R, Braitenberg C, Dobsław H, Eicker A, Güntner A et al. Science and user needs for observing global mass transport to understand global change and to benefit society. *Surv Geophys.* 2015;36:743–72.
156. dos Santos FP, et al. International Association of Geodesy Project—Novel Sensors and Quantum Technology for Geodesy (QuGe) WG Q.1: Quantum gravimetry in space and on ground. <https://quge.iag-aig.org/>, <https://quge.iag-aig.org/quge-working-groups/230>.
157. Petit G, et al. International Association of Geodesy Project—Novel Sensors and Quantum Technology for Geodesy (QuGe) WG Q.3: Relativistic geodesy with clocks. <https://quge.iag-aig.org/>, <https://quge.iag-aig.org/quge-working-groups/232>.
158. Haagmans R, Siemes C, Massotti L, Carraz O, Silvestrin P. ESA's next-generation gravity mission concepts. *Rend Lincei, Sci Fis Nat.* 2020;1–11.
159. NASA. Mass Change. <https://science.nasa.gov/earth-science/decadal-mc>.
160. Bender P, Wiese D, Nerem R. A possible dual-GRACE mission with 90 degree and 63 degree inclination orbits. In: Proceedings of the third international symposium on formation flying, missions and technologies. ESA/ESTEC Noordwijk. 2008. p. 1–6.
161. Pail R. Impact of new measurement technologies for the monitoring of mass transport processes in the Earth system; "Quantum Gravimetry in Space and on Ground" Workshop, 26–27 May 2021. <https://quge.iag-aig.org/>, <https://quge.iag-aig.org/quge-meetings/workshop-wgq1>.
162. Carraz O, Siemes C, Massotti L, Haagmans R, Silvestrin P. A spaceborne gravity gradiometer concept based on cold atom interferometers for measuring Earth's gravity field. *Microgravity Sci Technol.* 2014;26:139–45. [arXiv:1406.0765](https://arxiv.org/abs/1406.0765).
163. Trimeche A, Battelier B, Becker D, Bertoldi A, Bouyer P, Braxmaier C et al. Concept study and preliminary design of a cold atom interferometer for space gravity gradiometry. *Class Quantum Gravity.* 2019;36:215004.
164. Geiger R, Landragin A, Merlet S, Pereira Dos Santos F. High-accuracy inertial measurements with cold-atom sensors. *AVS Quantum Sci.* 2020;2:024702. [arXiv:2003.12516](https://arxiv.org/abs/2003.12516).
165. Karcher R, Imanaliev A, Merlet S, Santos FPD. Improving the accuracy of atom interferometers with ultracold sources. *New J Phys.* 2018;20:113041.
166. Chiow S-W, Williams J, Yu N. Noise reduction in differential phase extraction of dual atom interferometers using an active servo loop. *Phys Rev A.* 2016;93:013602.
167. Asenbaum P, Overstreet C, Kovachy T, Brown DD, Hogan JM, Kasevich MA. Phase shift in atom interferometry due to spacetime curvature. *Phys Rev Lett.* 2016;118:183602. [arXiv:1610.03832](https://arxiv.org/abs/1610.03832).
168. Berg P, Abend S, Tackmann G, Schubert C, Giese E, Schleich WP et al. Composite-light-pulse technique for high-precision atom interferometry. *Phys Rev Lett.* 2015;114:063002.
169. Savoie D, Altorio M, Fang B, Sidorenkov LA, Geiger R, Landragin A. Interleaved atom interferometry for high-sensitivity inertial measurements. *Sci Adv.* 2018;4:eaau7948.
170. Douch K, Wu H, Schubert C, Müller J, dos Santos FP. Simulation-based evaluation of a cold atom interferometry gradiometer concept for gravity field recovery. *Adv Space Res.* 2018;61:1307–23.
171. Bidet Y, Carraz O, Charrière R, Cadoret M, Zahzam N, Bresson A. Compact cold atom gravimeter for field applications. *Appl Phys Lett.* 2013;102:144107. [arXiv:1302.1518](https://arxiv.org/abs/1302.1518).
172. Bonnin A, Diboune C, Zahzam N, Bidet Y, Cadoret M, Bresson A. New concepts of inertial measurements with multi-species atom interferometry. *Appl Phys B, Lasers Opt.* 2018;124:181. [arXiv:1710.06289](https://arxiv.org/abs/1710.06289).
173. Abyrkosov P, Pail R, Gruber T, Zahzam N, Bresson A, Hardy E et al. Impact of a novel hybrid accelerometer on satellite gravimetry performance. *Adv Space Res.* 2019;63:3235–48.
174. Müller J, Wu H. Using quantum optical sensors for determining the Earth's gravity field from space. *J Geod.* 2020;94:1–14.
175. Lévêque T, Fallet C, Manda M, Biancale R, Lemoine JM, Tardivel S et al. Gravity field mapping using laser-coupled quantum accelerometers in space. *J Geod.* 2021;95:15.

176. Müller J, Dirx D, Kopeikin SM, Lion G, Panet I, Petit G et al. High performance clocks and gravity field determination. *Space Sci Rev.* 2018;214:1–31.
177. Doms F. Quantum Space Gravimetry at European Commission. https://indico.cern.ch/event/1064855/contributions/4524210/attachments/2315397/3941302/QSG%40EC_CERN.pdf.
178. Strategic autonomy in developing, deploying and using global space-based infrastructures, services, applications and data 2021 (HORIZON-CL4-2021-SPACE-01). <https://ec.europa.eu/info/funding-tenders/opportunities/portal/screen/opportunities/topic-details/horizon-cl4-2021-space-01-62>.
179. Visser P, Bettadpur S, Chambers D, Diament M, Gruber T, Hanna E, et al. Towards a sustained observing system for mass transport to understand global change and to benefit society. 2017. p. 32–33. <http://www.swarm2017.org/>.
180. Hensel T, Loriani S, Schubert C, Fitzek F, Abend S, Ahlers H et al. Inertial sensing with quantum gases: a comparative performance study of condensed versus thermal sources for atom interferometry. *Eur Phys J D.* 2021;75:108.
181. Abe M, Adamson P, Borcean M, Bortoletto D, Bridges K, Carman SP, et al. Matter-wave Atomic Gradiometer Interferometric Sensor (MAGIS-100). [arXiv:2104.02835v1](https://arxiv.org/abs/2104.02835v1).
182. Elliott ER, Krutzik MC, Williams JR, Thompson RJ, Aveline DC. NASA's Cold Atom Lab (CAL): system development and ground test status. *npj Microgravity.* 2016;4:16.
183. Aveline DC, Williams JR, Elliott ER, Dutenhoffer C, Kellogg JR, Kohel JM et al. Observation of Bose–Einstein condensates in an Earth-orbiting research lab. *Nature.* 2020;582:193–7.
184. Canuel B et al. ELGAR—a European laboratory for gravitation and atom-interferometric research. *Class Quantum Gravity.* 2020;37:225017. [arXiv:1911.03701](https://arxiv.org/abs/1911.03701).
185. Badurina L et al. AION: an atom interferometer observatory and network. *JCAP.* 2020;05:011. [arXiv:1911.11755](https://arxiv.org/abs/1911.11755).
186. Bertoldi A, Bouyer P, Canuel B. Quantum sensors with matter waves for GW observation. [arXiv:2010.14604](https://arxiv.org/abs/2010.14604).
187. Canuel B et al. Exploring gravity with the MIGA large scale atom interferometer. *Sci Rep.* 2018;8:14064. [arXiv:1703.02490](https://arxiv.org/abs/1703.02490).
188. Schlippert D, Meiners C, Rengelink R, Schubert C, Tell D, Wodey É et al. Matter-wave interferometry for inertial sensing and tests of fundamental physics. In: CPT and Lorentz symmetry: proceedings of the eighth meeting on CPT and Lorentz symmetry. Singapore: World Scientific; 2020. p. 37–40.
189. Becker D, Lachmann MD, Seidel ST, Ahlers H, Dinkelaker AN, Grosse J et al. Space-borne Bose–Einstein condensation for precision interferometry. *Nature.* 2018;562:391–5.
190. Lachmann MD, Ahlers H, Becker D, Dinkelaker AN, Grosse J, Hellmig O et al. Ultracold atom interferometry in space. *Nat Commun.* 2021;12:1317.
191. Schubert C, Hartwig J, Ahlers H, Posso-Trujillo K, Gaaloul N, Velte U, et al. Differential atom interferometry with ⁸⁷Rb and ⁸⁵Rb for testing the UFF in STE-QUEST. [arXiv:1312.5963](https://arxiv.org/abs/1312.5963).
192. Aguilera D et al. STE-QUEST—test of the universality of free fall using cold atom interferometry. *Class Quantum Gravity.* 2014;31:115010. [arXiv:1312.5980](https://arxiv.org/abs/1312.5980).
193. Touboul P, Métris G, Rodrigues M, André Y, Baghi Q, Bergé J et al. MICROSCOPE. *Phys Rev Lett.* 2017;119:231101.
194. Berge J, Brax P, Metris G, Pernot-Borras M, Touboul P, Uzan J-P. MICROSCOPE mission: first constraints on the violation of the weak equivalence principle by a light scalar dilaton. *Phys Rev Lett.* 2018;120:141101. [arXiv:1712.00483](https://arxiv.org/abs/1712.00483).
195. Touboul P et al. MICROSCOPE mission: final results of the test of the equivalence principle. *Phys Rev Lett.* 2022;129:121102.
196. Zhan M-S et al. ZAIGA: Zhaoshan long-baseline atom interferometer gravitation antenna. *Int J Mod Phys D.* 2019;28:1940005. [arXiv:1903.09288](https://arxiv.org/abs/1903.09288).
197. Yin J, Cao Y, Li Y-H, Liao S-K, Zhang L, Ren J-G et al. Satellite-based entanglement distribution over 1200 kilometers. *Science.* 2017;356:1140–4.
198. Loriani S, Schubert C, Schlippert D, Ertmer W, Pereira Dos Santos F, Rasel EM et al. Resolution of the collocation problem in satellite quantum tests of the universality of free fall. *Phys Rev D.* 2020;102:124043.
199. Roura A. Circumventing Heisenberg's uncertainty principle in atom interferometry tests of the equivalence principle. *Phys Rev Lett.* 2017;118:160401. [arXiv:1509.0809](https://arxiv.org/abs/1509.0809).
200. Overstreet C, Asenbaum P, Kovachy T, Notermans R, Hogan JM, Kasevich MA. Effective inertial frame in an atom interferometric test of the equivalence principle. *Phys Rev Lett.* 2018;120:183604.
201. Tino GM et al. SAGE: a proposal for a space atomic gravity explorer. *Eur Phys J D.* 2019;73:228. [arXiv:1907.03867](https://arxiv.org/abs/1907.03867).
202. Dimopoulos S, Graham PW, Hogan JM, Kasevich MA, Rajendran S. An atomic gravitational wave interferometric sensor (AGIS). *Phys Rev D.* 2008;78:122002. [arXiv:0806.2125](https://arxiv.org/abs/0806.2125).
203. Yu N. Opportunities of Cold Atom Quantum Sensors under Microgravity and in Space—With focus on direct detection of dark energy. https://indico.cern.ch/event/1064855/contributions/4524214/attachments/2321220/3952720/ECWCAP2021_nyu_UR.pdf.
204. LIGO Scientific collaboration, Abbott BP et al Exploring the sensitivity of next generation gravitational wave detectors. *Class Quantum Gravity.* 2017;34:044001. [arXiv:1607.08697](https://arxiv.org/abs/1607.08697).
205. VIRGO collaboration, Acernese F et al Advanced virgo: a second-generation interferometric gravitational wave detector. *Class Quantum Gravity.* 2015;32:024001. [arXiv:1408.3978](https://arxiv.org/abs/1408.3978).
206. KAGRA collaboration, Akutsu T, et al. Overview of KAGRA: KAGRA science. [arXiv:2008.02921](https://arxiv.org/abs/2008.02921).
207. Punturo M et al. The Einstein telescope: a third-generation gravitational wave observatory. *Class Quantum Gravity.* 2010;27:194002.
208. Reitze D et al. Cosmic explorer: the U.S. contribution to gravitational-wave astronomy beyond LIGO. *Bull Am Astron Soc.* 2019;51:035. [arXiv:1907.04833](https://arxiv.org/abs/1907.04833).
209. LISA collaboration, Audley H, et al. Laser Interferometer Space Antenna. [arXiv:1702.00786](https://arxiv.org/abs/1702.00786).
210. Luo J, Chen L-S, Duan H-Z, Gong Y-G, Hu S, Ji J et al. TianQin: a space-borne gravitational wave detector. *Class Quantum Gravity.* 2016;33:035010.
211. Ruan W-H, Guo Z-K, Cai R-G, Zhang Y-Z. Taiji program: gravitational-wave sources. *Int J Mod Phys A.* 2020;35:2050075. [arXiv:1807.09495](https://arxiv.org/abs/1807.09495).

212. MAGIS collaboration, Graham PW, Hogan JM, Kasevich MA, Rajendran S, Romani RW. Mid-band gravitational wave detection with precision atomic sensors. [arXiv:1711.02225](#).
213. Brax P, Casas S, Desmond H, Elder B. Testing screened modified gravity. *Universe*. 2021;8:11. [arXiv:2201.10817](#).
214. Hamilton P, Jaffe M, Haslinger P, Simmons Q, Müller H, Khoury J. Atom-interferometry constraints on dark energy. *Science*. 2015;349:849–51. [arXiv:1502.03888](#).
215. Elder B, Khoury J, Haslinger P, Jaffe M, Müller H, Hamilton P. Chameleon dark energy and atom interferometry. *Phys Rev D*. 2016;94:044051. [arXiv:1603.06587](#).
216. Burrage C, Sakstein J. A compendium of chameleon constraints. *JCAP*. 2016;11:045. [arXiv:1609.01192](#).
217. Jaffe M, Haslinger P, Xu V, Hamilton P, Upadhye A, Elder B et al. Testing sub-gravitational forces on atoms from a miniature, in-vacuum source mass. *Nat Phys*. 2017;13:938 [arXiv:1612.05171](#).
218. Sabulsky DO, Dutta I, Hinds EA, Elder B, Burrage C, Copeland EJ. Experiment to detect dark energy forces using atom interferometry. *Phys Rev Lett*. 2019;123:061102. [arXiv:1812.08244](#).
219. Bars HP-L, Guerlin C, Hees A, Peaucelle R, Tasson JD, Bailey QG et al. New test of Lorentz invariance using the MICROSCOPE space mission. *Phys Rev Lett*. 2019;123:231102.
220. Schlamminger S, Choi KY, Wagner TA, Gundlach JH, Adelberger EG. Test of the equivalence principle using a rotating torsion balance. *Phys Rev Lett*. 2008;100:041101. [arXiv:0712.0607](#).
221. Kostelecky VA, Tasson JD. Matter-gravity couplings and Lorentz violation. *Phys Rev D*. 2011;83:016013.
222. Hees A, Minazzoli O, Savalle E, Stadnik YV, Wolf P. Violation of the equivalence principle from light scalar dark matter. *Phys Rev D*. 2018;98:064051. [arXiv:1807.04512](#).
223. Bonnain A, Zahzam N, Bidel Y, Bresson A. Characterization of a simultaneous dual-species atom interferometer for a quantum test of the weak equivalence principle. *Phys Rev A*. 2015;92:023626. [arXiv:1506.06535](#).
224. Biskupek L, Müller J, Torre J-M. Benefit of new high-precision LLR data for the determination of relativistic parameters. *Universe*. 2021;7:34.
225. Peters A, Chung KY, Chu S. High-precision gravity measurements using atom interferometry. *Metrologia*. 2001;38:25.
226. Merlet S, Bodart Q, Malossi N, Landragin A, Santos FPD, Gitlein O et al. Comparison between two mobile absolute gravimeters: optical versus atomic interferometers. *Metrologia*. 2010;47:L9–11.
227. Schlippert D, Hartwig J, Albers H, Richardson L, Schubert LC, Roura A et al. Quantum test of the universality of free fall. *Phys Rev Lett*. 2014;112:203002.
228. Tarallo MG, Mazzoni T, Poli N, Sutyryn DV, Zhang X, Tino GM. Test of Einstein equivalence principle for 0-spin and half-integer-spin atoms: search for spin-gravity coupling effects. *Phys Rev Lett*. 2014;113:023005.
229. Zhou L, Long S, Tang B, Chen X, Gao F, Peng W et al. Test of equivalence principle at 10^{-8} level by a dual-species double-diffraction Raman atom interferometer. *Phys Rev Lett*. 2015;115:013004.
230. Asenbaum P, Overstreet C, Kim M, Curti J, Kasevich MA. Atom-interferometric test of the equivalence principle at the 10^{-12} level. *Phys Rev Lett*. 2020;125:191101.
231. Hartwig J, Abend S, Schubert C, Schlippert D, Ahlers H, Posso-Trujillo K et al. Testing the universality of free fall with rubidium and ytterbium in a very large baseline atom interferometer. *New J Phys*. 2015;17:035011.
232. Perez P, Sacquin Y. The GBAR experiment: gravitational behaviour of antihydrogen at rest. <https://doi.org/10.1088/0264-9381/29/18/184008>.
233. Stadnik YV. New bounds on macroscopic scalar-field topological defects from non-transient signatures due to environmental dependence and spatial variations of the fundamental constants. *Phys Rev D*. 2020;102:115016. [arXiv:2006.00185](#).
234. Geraci AA, Derevianko A. Sensitivity of atom interferometry to ultralight scalar field dark matter. *Phys Rev Lett*. 2016;117:261301.
235. Figueroa NL, Budker D, Rasel EM. Dark matter searches using accelerometer-based networks. *Quantum Sci Technol*. 2021;6:034004.
236. Antypas D, Tretiak O, Zhang K, Garcon A, Perez G, Kozlov MG et al. Probing fast oscillating scalar dark matter with atoms and molecules. *Quantum Sci Technol*. 2021;6:034001.
237. Oswald R, et al. Search for oscillations of fundamental constants using molecular spectroscopy. [arXiv:2111.06883](#).
238. Ellis J, Vaskonen V. Probes of gravitational waves with atom interferometers. *Phys Rev D*. 2020;101:124013. [arXiv:2003.13480](#).
239. Ashby N, Bender PL, Hall JL, Ye J, Diddams SA, Jefferts SR et al. Measurement of gravitational time delay using drag-free spacecraft and an optical clock. In: Klioner SA, Seidelman PK, Soffel MH, editors. *Relativity in fundamental astronomy proceedings IAU symposium*. vol. 261. 2010. p. 414.
240. Mohageg M et al. The deep space quantum link: prospective fundamental physics experiments using long-baseline quantum optics. *EPJ Quant Technol*. 2022;9:25. [arXiv:2111.15591](#).
241. Bassi A, Ghirardi G. Dynamical reduction models. *Phys Rep*. 2003;379:257–426.
242. Bassi A, Lochan K, Satin S, Singh TP, Ulbricht H. Models of wave-function collapse, underlying theories, and experimental tests. *Rev Mod Phys*. 2013;85:471–527.
243. Bilardello M, Donadi S, Vinante A, Bassi A. Bounds on collapse models from cold-atom experiments. *Phys A, Stat Mech Appl*. 2016;462:764–82.
244. Zych M, Brukner Č. Quantum formulation of the Einstein equivalence principle. *Nat Phys*. 2018;14:1027–31.
245. Rosi G, D'Amico G, Cacciapuoti L, Sorrentino F, Prevedelli M, Zych M et al. Quantum test of the equivalence principle for atoms in coherent superposition of internal energy states. *Nat Commun*. 2017;8:15529.
246. Geiger R, Trupke M. Proposal for a quantum test of the weak equivalence principle with entangled atomic species. *Phys Rev Lett*. 2018;120:043602.
247. Inouye S, Andrews M, Stenger J, Miesner H-J, Stamper-Kurn DM, Ketterle W. Observation of Feshbach resonances in a Bose–Einstein condensate. *Nature*. 1998;392:151–4.
248. Pasquini T, Saba M, Jo G-B, Shin Y, Ketterle W, Pritchard DE et al. Low velocity quantum reflection of Bose–Einstein condensates. *Phys Rev Lett*. 2006;97:093201.
249. Lundblad N, Carollo R, Lannert C, Gold M, Jiang X, Paseltiner D et al. Shell potentials for microgravity Bose–Einstein condensates. *npj Microgravity*. 2019;5:1–6.
250. Cabrera C, Tanzi L, Sanz J, Naylor B, Thomas P, Cheiney P et al. Quantum liquid droplets in a mixture of Bose–Einstein condensates. *Science*. 2018;359:301–4.

251. LIGO Scientific, Virgo, KAGRA collaboration, Abbott R et al Constraints on cosmic strings using data from the third advanced LIGO–virgo observing run. *Phys Rev Lett.* 2021;126:241102. [arXiv:2101.12248](#).
252. Badurina L, Buchmueller O, Ellis J, Lewicki M, McCabe C, Vaskonen V. Prospective sensitivities of atom interferometers to gravitational waves and ultralight dark matter. *Philos Trans R Soc Lond A.* 2022;380:20210060. [arXiv:2108.02468](#).
253. Ellis J, Lewicki M. Cosmic string interpretation of NANOGrav pulsar timing data. *Phys Rev Lett.* 2021;126:041304. [arXiv:2009.06555](#).
254. Blasi S, Brdar V, Schmitz K. Has NANOGrav found first evidence for cosmic strings? *Phys Rev Lett.* 2021;126:041305. [arXiv:2009.06607](#).
255. NANOGrav collaboration, Arzoumanian Z et al The NANOGrav 12.5 yr data set: search for an isotropic stochastic gravitational-wave background. *Astrophys J Lett.* 2020;905:L34. [arXiv:2009.04496](#).
256. Goncharov B, et al. On the evidence for a common-spectrum process in the search for the nanohertz gravitational-wave background with the Parkes Pulsar Timing Array. [arXiv:2107.12112](#).
257. Chen S et al. Common-red-signal analysis with 24-yr high-precision timing of the European pulsar timing array: inferences in the stochastic gravitational-wave background search. *Mon Not R Astron Soc.* 2021;508:4970–93. [arXiv:2110.13184](#).
258. Antoniadis J, et al. The International Pulsar Timing Array second data release: Search for an isotropic Gravitational Wave Background. [arXiv:2201.03980](#).
259. Campeti P, Komatsu E, Poletti D, Baccigalupi C. Measuring the spectrum of primordial gravitational waves with CMB, PTA and laser interferometers. *JCAP.* 2021;01:012. [arXiv:2007.04241](#).
260. Ellis J, Lewicki M, Vaskonen V. Updated predictions for gravitational waves produced in a strongly supercooled phase transition. *JCAP.* 2020;11:020. [arXiv:2007.15586](#).
261. Fedderke MA, Graham PW, Rajendran S. Asteroids for microhertz gravitational-wave detection. [arXiv:2112.11431](#).
262. Mukhopadhyay M, Cardona C, Lunardini C. The neutrino gravitational memory from a core collapse supernova: phenomenology and physics potential. [arXiv:2105.05862](#).
263. Event Horizon Telescope collaboration, Akiyama K et al First M87 event horizon telescope results. I. The shadow of the supermassive black hole. *Astrophys J Lett.* 2019;875:L1. [arXiv:1906.11238](#).
264. Schuldts T, Döringshoff K, Kovalchuk EV, Keetman A, Pahl J, Peters A et al. Development of a compact optical absolute frequency reference for space with 10^{-15} instability. *Appl Opt.* 2017;56:1101–6.
265. Gürlebeck N, Wörner L, Schuldts T, Döringshoff K, Gaul K, Gerardi D et al. BOOST: a satellite mission to test Lorentz invariance using high-performance optical frequency references. *Phys Rev D.* 2018;97:124051.
266. Ludlow AD, Huang X, Notcutt M, Zanon-Willette T, Foreman SM, Boyd MM et al. Compact, thermal-noise-limited optical cavity for diode laser stabilization at 1×10^{-15} . *Opt Lett.* 2007;32:641–3.
267. Seel S, Storz R, Ruoso G, Mlynek J, Schiller S. Cryogenic optical resonators: a new tool for laser frequency stabilization at the 1 Hz level. *Phys Rev Lett.* 1997;78:4741–4.
268. Tobar ME, Wolf P, Bize S, Santarelli G, Flambaum V. Testing local Lorentz and position invariance and variation of fundamental constants by searching the derivative of the comparison frequency between a cryogenic sapphire oscillator and hydrogen maser. *Phys Rev D.* 2010;81:1.
269. van Zoest T, Gaaloul N, Singh Y, Ahlers H, Herr W, Seidel ST et al. Bose–Einstein condensation in microgravity. *Science.* 2010;328:1540–3. <https://www.science.org/doi/pdf/10.1126/science.1189164>.
270. Müntinga H, Ahlers H, Krutzik M, Wenzlawski A, Arnold S, Becker D et al. Interferometry with Bose–Einstein condensates in microgravity. *Phys Rev Lett.* 2013;110:093602.
271. Vogt C, Woltmann M, Herrmann S, Lämmerzahl C, Albers H, Schlippert D, Rasel EM et al. Evaporative cooling from an optical dipole trap in microgravity. *Phys Rev A.* 2020;101:013634.
272. Nyman R et al. I.C.E.: a transportable atomic inertial sensor for test in microgravity. *Appl Phys B.* 2006;84:673–81.
273. Frye K, Abend S, Bartosch W, Bawamia A, Becker D, Blume H et al. The Bose–Einstein condensate and cold atom laboratory. *EPJ Quantum Technol.* 2021;8:1.
274. Lezius M, Wilken T, Deutsch C, Giunta M, Mandel O, Thaller A et al. Space-borne frequency comb metrology. *Optica.* 2016;3:1381–7.
275. Dinkelaker AN, Schiemang M, Schkolnik V, Kenyon A, Lampmann K, Wenzlawski A et al. Autonomous frequency stabilization of two extended-cavity diode lasers at the potassium wavelength on a sounding rocket. *Appl Opt.* 2017;56:1388–96.
276. Döringshoff K et al. Iodine frequency reference on a sounding rocket. *Phys Rev Appl.* 2019;11:054068.
277. Zhang X, del Aguila RP, Mazzoni T, Poli N, Tino GM. Trapped-atom interferometer with ultracold Sr atoms. *Phys Rev A.* 2016;94:043608.
278. Rudolph J, Wilkason T, Nantel M, Swan H, Holland CM, Jiang Y et al. Large momentum transfer clock atom interferometry on the 689 nm intercombination line of strontium. *Phys Rev Lett.* 2020;124:83604. [arXiv:1910.05459](#).
279. Hu Z-K, Sun B-L, Duan X-C, Zhou M-K, Chen L-L, Zhan S et al. Demonstration of an ultrahigh-sensitivity atom-interferometry absolute gravimeter. *Phys Rev A.* 2013;88:043610.
280. ESA. Call for a medium-size and a fast mission opportunity in ESA's science programme. <https://www.cosmos.esa.int/web/call-for-missions-2021>.