

# Semileptonic decays of the Higgs boson at the Tevatron

Joseph D. Lykken,<sup>a</sup> Adam Martin<sup>a</sup> and Jan Winter<sup>b</sup>

<sup>a</sup>Theoretical Physics Department, Fermi National Accelerator Laboratory,  
Kirk Road & Pine Street, P.O. Box 500, MS106, Batavia, IL 60510, U.S.A.

<sup>b</sup>PH-TH Department, CERN,  
385 Route de Meyrin, Case C01600, CH-1211 Geneva 23, Switzerland

E-mail: [lykken@fnal.gov](mailto:lykken@fnal.gov), [aomartin@fnal.gov](mailto:aomartin@fnal.gov), [jwinter@cern.ch](mailto:jwinter@cern.ch)

**ABSTRACT:** We examine the prospects for extending the Tevatron reach for a Standard Model Higgs boson by including the semileptonic Higgs boson decays  $h \rightarrow WW \rightarrow \ell\nu_\ell jj$  for  $M_h \gtrsim 2M_W$ , and  $h \rightarrow Wjj \rightarrow \ell\nu_\ell jj$  for  $M_h \lesssim 2M_W$ , where  $j$  is a hadronic jet. We employ a realistic simulation of the signal and backgrounds using the SHERPA Monte Carlo event generator. We find kinematic selections that enhance the signal over the dominant  $W$ +jets background. The resulting sensitivity could be an important addition to ongoing searches, especially in the mass range  $120 \lesssim M_h \lesssim 150$  GeV. The techniques described can be extended to Higgs boson searches at the Large Hadron Collider.

**KEYWORDS:** Monte Carlo Simulations, Hadronic Colliders

ARXIV EPRINT: [1111.2881](https://arxiv.org/abs/1111.2881)

---

## Contents

<b>1</b>	<b>Introduction</b>	<b>2</b>
<b>2</b>	<b>Strategy and key observables</b>	<b>4</b>
<b>3</b>	<b>Inclusive cross sections and event generation</b>	<b>8</b>
3.1	Standard Model Higgs boson production and decay	9
3.2	Relevant background processes	12
3.2.1	$W$ boson plus jets background	13
3.3	Monte Carlo simulation of signal and backgrounds using SHERPA	14
3.3.1	Generation of signal events	15
3.3.2	Generation of background events for $W$ boson plus jets production	17
3.3.3	Generation of background events for electroweak and top-pair production	19
<b>4</b>	<b>Signal versus background studies based on Monte Carlo simulations using SHERPA</b>	<b>20</b>
4.1	Baseline selection	20
4.2	Higgs boson reconstruction based on invariant masses	21
4.2.1	Reconstruction below the on-shell diboson mass threshold	24
4.2.2	Effect of the subdominant backgrounds	27
4.3	More realistic Higgs boson reconstruction methods	30
4.3.1	More realistic reconstruction below the on-shell diboson mass threshold	35
4.4	Optimized selection — analyses refinements and (further) significance improvements	37
<b>5</b>	<b>Conclusions, caveats, and prospects</b>	<b>43</b>
<b>A</b>	<b>Monte Carlo event generation</b>	<b>45</b>
A.1	Leading-order cross sections	45
A.2	NLO calculations versus CKKW ME+PS merging	46
<b>B</b>	<b>Analysis side studies and additional material</b>	<b>46</b>
B.1	Ideal Higgs boson reconstruction analyses	46
B.2	More realistic Higgs boson reconstruction analyses	51
B.3	Directions for additional improvements	63

---

## 1 Introduction

The Standard Model (SM) predicts a neutral Higgs boson particle whose couplings to other particles are proportional to the particle masses, and that couples to photons and gluons via one-loop-generated effective couplings. While the Higgs boson mass is not predicted, the relation between the Higgs boson mass and its width is fixed from the predicted couplings. Virtual Higgs boson contributions to electroweak precision observables have been computed, and precision data favor  $M_h < 169$  GeV at 95% confidence level [1]. Searches at the CERN Large Hadron Collider exclude a SM Higgs boson outside of the window of 114–141 GeV [2–5],<sup>1</sup> or, more recently, roughly 120–130 GeV [6, 7].

Because of small signal cross sections and large backgrounds, the search for the Higgs boson in experiments at the Fermilab Tevatron is very challenging, even with the large final datasets approaching  $10 \text{ fb}^{-1}$  per experiment. Nevertheless both the CDF and DØ experiments have achieved steady improvements in their sensitivities in multiple channels to a SM Higgs boson, and their individual results already exclude a SM Higgs boson in the mass range 156.7–173.8 GeV and 162–170 GeV, respectively, at 95% confidence level [8–10]. This exclusion relies mainly on sensitivity to the dilepton final-state decay chain analyzed in refs. [11–13]:  $h \rightarrow W^+W^- \rightarrow \ell^+\nu_\ell \ell^-\bar{\nu}_\ell$  where  $\ell^\pm = e^\pm$  or  $\mu^\pm$ .

Here we examine the prospects for extending the Tevatron reach by including a search for the semileptonic Higgs boson decays  $h \rightarrow WW \rightarrow \ell\nu_\ell jj$  for  $M_h \gtrsim 2M_W$ , and  $h \rightarrow Wjj \rightarrow \ell\nu_\ell jj$  for  $M_h \lesssim 2M_W$ , where  $j$  is a hadronic jet. This process was first considered as a potential Higgs boson discovery channel for the SSC [14–17], emphasizing the case of a very heavy Higgs boson, where the  $h \rightarrow ZZ \rightarrow 4\ell$  “golden mode” becomes limited by its small branching fraction and the broad Higgs boson width. Similar to the golden mode, the semileptonic  $h \rightarrow WW$  modes are (almost) fully reconstructible: assuming that the leptonic  $W$  is close to on-shell, the mass constraint gives an estimate of the unmeasured longitudinal momentum of the neutrino, up to a two-fold ambiguity [17]. For  $M_h \gtrsim 140$  GeV the overall decay rate is 6 times larger than any other SM Higgs boson decay mode with a triggerable lepton. Including these semileptonic channels thus offers the distinct possibility of significantly extending the Tevatron reach over a rather broad mass range. Given the limits from other, more sensitive channels, one may wonder of what use the semileptonic channel can be. However, should the SM Higgs boson really lurk at the TeV scale, we will want to observe it in *all* possible channels — not only extract as much information as possible, but as a benchmark to test background modeling.

This channel suffers from large backgrounds from SM processes with a leptonically decaying  $W$  boson. These include diboson production, top quark production, and direct inclusive  $W+2$ -jet production. There is also a purely QCD background that is difficult to estimate absent a dedicated analysis with data. The dominant background is inclusive  $W+2$ -jets; from this background alone we have estimated a signal to background ratio ( $S/B$ ) of  $3 \times 10^{-4}$ , after nominal preselections. Though worrisome, this is not smaller than

---

<sup>1</sup>We refer to the status of the 95% confidence level exclusion as reported at the Hadron Collider Physics (HCP) Symposium in Paris in November 2011. At that time the work presented here was already concluded.

the analogous  $S/B \simeq 4 \times 10^{-5}$  for the  $e^+e^-$  and  $\mu^+\mu^-$  modes after preselection in the successful Tevatron analyses of  $h \rightarrow W^+W^- \rightarrow \ell^+\nu_\ell \ell^-\bar{\nu}_\ell$  [18–23].

A drastic reduction in both the  $W+2$ -jet and diboson backgrounds to semileptonic Higgs boson decay can be achieved by forward jet tagging, i.e. by restricting to Higgs boson production from vector-boson fusion (VBF) [14, 24]; it is estimated that the additional requirement of forward jet tagging then gives a factor of  $\sim 100$  reduction in these backgrounds. However the reduction in the Higgs signal, versus inclusive Higgs boson production, is also severe: a factor of  $\sim 10$  at the Tevatron [25]. Looking at the similar trade-off for the dilepton  $h \rightarrow W^+W^- \rightarrow \ell^+\nu_\ell \ell^-\bar{\nu}_\ell$  channel, a Tevatron study [26] concluded that the overall sensitivity does not improve by restricting to VBF Higgs boson versus inclusive Higgs boson production. We do not know of any comparable analysis for the semileptonic channel.

For inclusive Higgs boson production at the Tevatron, the semileptonic channels were first studied by Han and Zhang [11, 12]. In a parton-level study with some jet smearing they found that, after basic acceptance cuts together with a veto on extra energetic jets designed to suppress the  $t\bar{t}$  background, the remaining background is completely dominated by  $W+2$ -jets. Han and Zhang then made additional kinematic selections that enhance the signal to background ratio  $S/B$ . For  $M_h = 140$  (160) GeV they thus obtained a significance estimate of  $S/\sqrt{B} = 1.0$  (3.3) for  $30 \text{ fb}^{-1}$  of integrated Tevatron luminosity. The fully differential Higgs boson decay width for this process was exhibited by Dobrescu and Lykken [27], who analyzed the basic kinematics and angular distributions that characterize the Higgs signal. Other work, later on, considered the interesting idea of designing a flavour discriminator based on charm jet tagging. This was advocated in refs. [28, 29].

We improve on these studies (but do not implement charm jet tagging) by including realistic parton showering (since parton-level jet smearing is inadequate), a next-to-leading order (NLO)-rate improved treatment of the Higgs boson decays (including off-shell effects), and a resummed NNLO estimate of the  $gg \rightarrow h$  production cross section. The first two improvements are incorporated by the use of SHERPA [30, 31], a general purpose showering Monte Carlo program, for simulation of both the signal and the inclusive  $W+2$ -jets background. Higher-order corrections to the signal (NNLO) and the background (NLO) are modeled by multiplicative  $K$ -factors.

Our purpose is to study these semileptonic Higgs boson decay channels in a systematic way, but not to mimic a full experimental analysis. The  $D\bar{O}$  experiment has already reported on a semileptonic Higgs boson search using approximately half of their full data set [32, 33]; this analysis uses multivariate decision trees to enhance the significance of the result, and data-driven methods to reduce the theoretical uncertainty in the modeling of the backgrounds. Our analysis can be regarded as the equivalent of unfolding the kinematics that drive the  $D\bar{O}$  multivariate approach. For explicitness, we use simple cuts (well motivated by the underlying physics), and we employ simple ratios of  $S/B$  and  $S/\sqrt{B}$  as figures of merit when comparing different discriminators. The  $D\bar{O}$  analysis shows that the leading systematics are from detector effects (such as the jet energy scale and jet resolution), and that the leading theory systematic uncertainty is the estimate of the QCD multijets background; thus we have not attempted a realistic treatment of systematics here, and our quoted sensitivities cannot be taken at face value.

Our results highlight the complicated interplay between the detailed kinematic features of the Higgs boson signal and the dominant  $W+2$ -jets background. We demonstrate that kinematic discriminants optimized for Higgs boson masses above the threshold for decay to two on-shell  $W$  bosons are not optimal applied to the case of lighter Higgs boson masses. In particular we discuss various event-by-event estimators of the Higgs boson mass, including a novel one optimized for lighter Higgs boson mass. We note key challenges of pushing the analysis to lighter Higgs boson masses, especially the loss of signal efficiency and the rapid turn-on behaviour of the strongly suppressed  $W+2$ -jets background.

All of the kinematic effects and approaches detailed here are also applicable to SM Higgs boson searches at the LHC. So far LHC searches in this channel have concentrated on the heavier part of the Higgs boson mass range, above 300 GeV [34, 35]. However the most recent CMS results already show exclusion sensitivity around a Higgs boson mass of 170 GeV [35].

In section 2 we outline the strategy and define several useful observables. In section 3 we discuss inclusive Higgs boson production from the dominant gluon-gluon fusion mechanism, and implement a  $K$ -factor correction to the SHERPA result. We study the signal in the mass range 110–220 GeV to reasonably cover the below, near and above threshold regions for Higgs boson decay to two on-shell  $W$  bosons; we however do not discuss the on-threshold case, thus mark it as a gap in  $M_h$  in all our  $S/B$  and  $S/\sqrt{B}$  results. Section 3 also contains our discussion of all relevant backgrounds. In section 4 we introduce basic preselections and develop cuts implemented in SHERPA to enhance  $S/\sqrt{B}$ ; this section also contains our main results. We conclude in section 5 with caveats about the limitations of our analysis and suggestions for further improvements. Cross-checks and additional material are presented in the appendices.

## 2 Strategy and key observables

We are interested in the Higgs boson decay

$$h \rightarrow W^*W^* \rightarrow e\nu_e jj, \quad (2.1)$$

and the similar decay with a muon in the final state. In general we take both  $W$  bosons off-shell. We will write  $e\nu_e jj$  as  $e\nu_e jj'$  where  $j$  is the jet with higher transverse momentum ( $p_T$ ), and noting that physical observables will be symmetric under  $j \leftrightarrow j'$ . We use a baseline selection adopted from the  $D\bar{O}$  analysis to define reconstructed jets and leptons and impose realistic acceptance cuts. We will assume that events with more than one reconstructed lepton are vetoed, but we want to allow the possibility of extra jets in order to increase signal efficiency. When more than two jets are present there is a combinatorial problem; we will define a *Higgs boson candidate selection* algorithm that assigns which two jets to use in the Higgs boson reconstruction; these jets may or may not correspond to the two leading jets in the event. It is important to note that this algorithm is chosen so as to optimize the signal sensitivity after the full selection, which is not equivalent to maximizing the number of correctly reconstructed signal events.

When the leptonically decaying  $W$  boson is (close to) on-shell, these decays are fully reconstructible up to a two-fold ambiguity in the neutrino momentum without making any assumption about the Higgs boson mass. Here we are assuming that the transverse momentum of the neutrino is well estimated given a measurement of the missing transverse energy (MET), as has been demonstrated by both Tevatron experiments in the determination of the  $W$  boson mass.

The semileptonic channel's advantage of being, in principle, completely reconstructible offers a great way to separate signal from backgrounds. However, when the leptonically decaying  $W$  boson is far off-shell, a straightforward full reconstruction is not possible. There are then three generic possibilities for how to proceed:

- Use only transverse observables.
- Perform an approximate event-by-event reconstruction using an estimate of the off-shell  $W$  boson mass.
- Perform an approximate event-by-event reconstruction using a (hypothesized) Higgs boson mass constraint.

Since it is not clear *a priori* which of these approaches maximizes the Higgs boson sensitivity, we will pursue all three and compare the results.

Given an event-by-event approximate combinatorial full reconstruction of the putative decaying Higgs boson, one can approximately reproduce the kinematics in the Higgs boson rest frame. The true Higgs boson rest frame is given by a longitudinal boost from the lab frame together with a transverse boost defined by the transverse momentum  $p_{T,h}$  of the Higgs boson. An explicit representation for the four-momenta in the Higgs boson rest frame is given by:

$$\begin{aligned}
 p_e &= \frac{1}{2} m_{e\nu_e} \left( \gamma_{e\nu_e} (1 + \beta_{e\nu_e} \cos \theta_\ell), \sin \theta_\ell \cos \varphi_\ell, \sin \theta_\ell \sin \varphi_\ell, \gamma_{e\nu_e} (\beta_{e\nu_e} + \cos \theta_\ell) \right), \\
 p_{\nu_e} &= \frac{1}{2} m_{e\nu_e} \left( \gamma_{e\nu_e} (1 - \beta_{e\nu_e} \cos \theta_\ell), -\sin \theta_\ell \cos \varphi_\ell, -\sin \theta_\ell \sin \varphi_\ell, -\gamma_{e\nu_e} (\beta_{e\nu_e} - \cos \theta_\ell) \right), \\
 p_j &= \frac{1}{2} m_{jj'} \left( \gamma_{jj'} (1 + \beta_{jj'} \cos \theta_j), \sin \theta_j, 0, -\gamma_{jj'} (\beta_{jj'} + \cos \theta_j) \right), \\
 p_{j'} &= \frac{1}{2} m_{jj'} \left( \gamma_{jj'} (1 - \beta_{jj'} \cos \theta_j), -\sin \theta_j, 0, -\gamma_{jj'} (\beta_{jj'} - \cos \theta_j) \right), \tag{2.2}
 \end{aligned}$$

where we have chosen the dijet plane to coincide to the  $(x-z)$ -plane, and have chosen the positive  $z$ -axis to be the direction of the leptonically decaying  $W$  boson. The boost factors of the two  $W$  bosons relative to the Higgs boson rest frame are given by

$$\gamma_{jj'} = \frac{M_h}{2 m_{jj'}} \left( 1 + \frac{m_{jj'}^2 - m_{e\nu_e}^2}{M_h^2} \right), \quad \gamma_{e\nu_e} = \frac{M_h}{2 m_{e\nu_e}} \left( 1 - \frac{m_{jj'}^2 - m_{e\nu_e}^2}{M_h^2} \right), \tag{2.3}$$

and we note the identities

$$M_h = m_{jj'} \gamma_{jj'} + m_{e\nu_e} \gamma_{e\nu_e}, \quad m_{jj'} \beta_{jj'} \gamma_{jj'} = m_{e\nu_e} \beta_{e\nu_e} \gamma_{e\nu_e}. \tag{2.4}$$

Note that  $\theta_j$  is the angle between jet  $j$  and the direction of the hadronic  $W$  boson, as seen in the  $W$  rest frame, while  $\theta_e$  is the angle between the charged lepton and the direction of the leptonic  $W$  boson as seen in the  $W$  rest frame. The azimuthal angle  $\varphi_e$  is the angle between the dilepton and dijet planes. Defining

$$r_{jj'} = \beta_{jj'}^2 \gamma_{jj'}^2 \sin^2 \theta_j, \tag{2.5}$$

we can calculate the angle  $\theta_{jj'}$  between the two jets as seen in the Higgs boson rest frame:

$$\cos \theta_{jj'} = \frac{r_{jj'} - 1}{r_{jj'} + 1}. \tag{2.6}$$

Signal events have a minimum opening angle between the jets as seen in the Higgs boson rest frame:

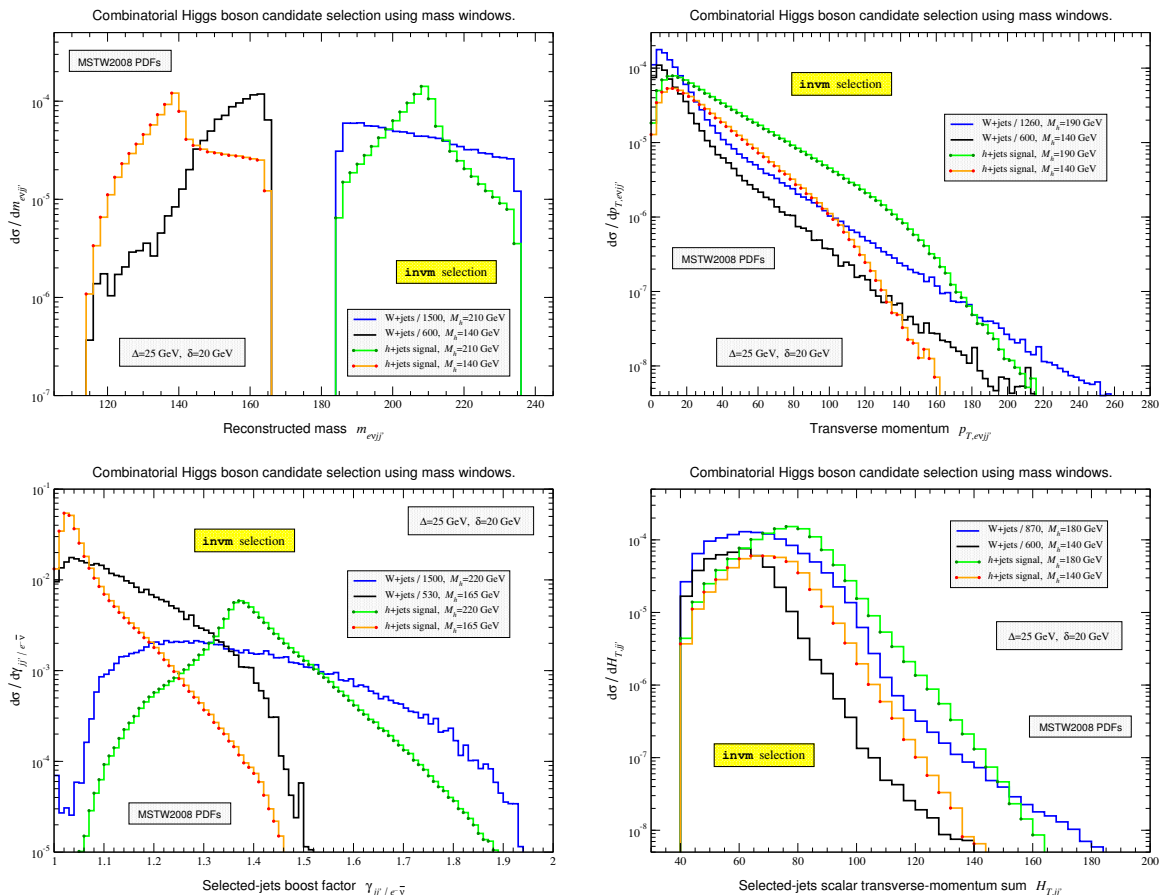
$$-1 \leq \cos \theta_{jj'} \leq 2\beta_{jj'}^2 - 1. \tag{2.7}$$

In the approximate reconstructions that we will employ in our analysis, the Higgs boson mass  $M_h$  is approximated by a 4-object invariant mass  $m_{e\nu_e jj'}$ . The transverse momentum of the Higgs boson is approximated by the 4-object transverse momentum  $p_{T,e\nu_e jj'}$ . The dijet boost  $\gamma_{jj'}$  defined in the Higgs boson rest frame is approximated by  $\gamma_{jj'|e\nu_e}$ , which is the dijet boost defined in the 4-object rest frame, in which we thus can compute this boost factor via  $\gamma_{jj'|e\nu_e} = E_{jj'}/m_{jj'}$ . This is equivalent to using eqs. (2.3) where one inserts for each invariant mass its reconstructed counterpart.

All three of these observables discriminate between Higgs signal and backgrounds. As seen in figure 1 (top left),  $m_{e\nu_e jj'}$  for signal events peaks strongly near the true Higgs boson mass, with a width determined primarily by parton shower effects. Thus a simple mass window selection significantly enhances the signal, and since we are interested in Higgs boson exclusion there is no “look-elsewhere” effect associated with imposing mass windows [36]. Note that the backgrounds are not necessarily flat in the mass windows: as seen in figure 1 the dominant  $W$ +jets background is rather flat in the high mass window, but is steeply rising in the lower mass window because of the underlying kinematics. In figure 1 (top right) one sees that the 4-object transverse momentum  $p_{T,e\nu_e jj'}$  has a harder spectrum for Higgs signal events than for the  $W$ +jets backgrounds, independent of the Higgs boson mass.

The reconstructed dijet boost  $\gamma_{jj'|e\nu_e}$  has qualitatively different behaviour depending on the underlying Higgs boson mass. When the Higgs boson mass is close to  $2M_W$ , the distribution of the dijet boost for signal events is strongly peaked near one compared to the distribution for  $W$ +jets, as seen in figure 1 (lower left). For larger Higgs boson masses the signal distribution of the dijet boost is instead rather strongly peaked around the value  $M_h/(2M_W)$ , as expected from eq. (2.3).

Other physical observables of interest for signal versus background discrimination are defined directly in the lab frame. This includes the 4-object pseudo-rapidity  $\eta_{e\nu_e jj'}$ , the pseudo-rapidity difference of the two jets,  $\Delta\eta_{jj'}$ , and the scalar sum of the two selected jet transverse momenta  $H_{T,jj'}$ . As seen in figure 1 (lower right), the distribution of  $H_{T,jj'}$  for signal events is harder than for the  $W$ +jets background, independent of the Higgs boson



**Figure 1.** Examples of observables discriminating between Higgs signal and (the dominant  $W$ +jets) backgrounds. Distributions are shown from the upper left to the lower right, for the reconstructed masses of the  $\{e, \nu_e, j, j'\}$  final states, their transverse momenta, the boost of the dijet subsystem with respect to the parent system and the scalar sum of the  $p_T$  of the two jets  $j$  and  $j'$ . All results are obtained after the combinatorial Higgs boson candidate selection on an ideal mass reconstruction of the potential resonance. The selection is facilitated by symmetric mass window constraints for both the 4-object and dijet mass:  $|m_{e\nu_e jj'} - M_h| < \Delta$  and  $|m_{jj'} - M_W| < \delta$ , respectively. More detailed explanations will follow in section 4. Note that the background differential cross sections are scaled down by the respective factors indicated in the legends.

mass. From the distributions shown in figure 12 one sees that the dijet pseudo-rapidity difference has a maximum at zero for signal events (which tend to be confined to the central region), but peaks at a larger value for the  $W$ +jets background. Similarly from figure 13 one notes that the 4-object pseudo-rapidity distribution is more central for signal than for the  $W$ +jets background.

We will also employ various transverse masses, both as signal discriminators and as inputs to the algorithms for the approximate reconstruction of the Higgs boson candidates. One class of  $m_T$  observables is solely constructed out of transverse degrees of freedom,



$\vec{p}_{T,i} = (p_{x,i}, p_{y,i})$ ; we define these as

$$m_{T,ij\dots} = \sqrt{(|\vec{p}_{T,i}| + |\vec{p}_{T,j}| + \dots)^2 - (\vec{p}_{T,i} + \vec{p}_{T,j} + \dots)^2} \leq m_{ij\dots}, \quad (2.8)$$

where, for the purposes of this study, the labels  $ij\dots$  refer to 2, 3, or 4 final-state physics objects (charged lepton, MET, and the two selected jets). We also investigate how our results change when we adopt a slightly different definition that includes the full information from the invariant mass of the visible subset:

$$\left(m_{T,ik\dots l\dots}^{(k\dots)}\right)^2 = m_{il\dots}^2 + 2(E_{T,il\dots} p_{T,k\dots} - \vec{p}_{T,il\dots} \cdot \vec{p}_{T,k\dots}) \leq m_{ik\dots l\dots}^2, \quad (2.9)$$

where  $E_{T,il\dots}^2 = p_{T,il\dots}^2 + m_{il\dots}^2$ . Here, we have separated the event into a “visible” ( $il\dots$ ) and “invisible” ( $k\dots$ ) part. The transverse masses are all approximately bounded from above by a kinematic edge; this gives us another handle when fully reconstructing the event. As  $m_{\text{tot}} \geq \sum_a m_a$  holds true for the total system’s invariant mass, it is also true that  $E_{T,\text{tot}} \geq \sum_a E_{T,a} \geq \sum_a |\vec{p}_{T,a}|$ . Consequently, we have

$$m_{T,i[k\dots]l\dots} \leq m_{T,ik\dots l\dots}^{(k\dots)} \leq m_{ik\dots l\dots} \quad (2.10)$$

where  $m_{T,i[k\dots]l\dots}$  just indicates that in the presence of multiple invisible objects the  $[k\dots]$  subsystem enters as a whole when computing eq. (2.8). In the 2-particle case, the two transverse-mass definitions coincide provided the single objects are massless.

Given the above arsenal of kinematic discriminators and approximate reconstruction techniques, our basic strategy will be to find the most promising combinations of selections as a function of the Higgs boson mass. Since we are only performing a cut and count analysis, and are lacking a realistic detector description, there is no point in attempting a complete optimization. Instead we will concentrate on providing a comprehensive look at the physics that distinguishes signal from background.

### 3 Inclusive cross sections and event generation

We use the multi-purpose Monte Carlo event generator SHERPA [30, 31] to pursue our analysis of semileptonic Higgs boson decays in Higgs boson production via gluon fusion. This way we can easily include all (hard and soft) initial-state radiation and final-state radiation (ISR and FSR) effects and arrive at a fairly realistic description of final states as used for detector simulations. Furthermore, sophisticated cuts can be implemented in a straightforward manner owing to the convenient analysis features that come with the SHERPA package. We also want to make use of SHERPA’s capabilities in providing an enhanced modeling of multi-jet final states with respect to a treatment by parton showers only. Apart from a handful of key processes, the SHERPA Monte Carlo program evaluates cross sections at leading order (LO)/tree level utilizing its integrated automated matrix-element generators AMEGIC++ [37] and/or COMIX [38]. However, in a number of studies, SHERPA has been shown to generate predictions that are in sufficient, often good agreement with the shapes of kinematic distributions obtained from measurements as well as

higher-order calculations; we will give more details in the respective subsections that follow up. Hence, we wish to identify appropriate constant  $K$ -factors between the most accurate theory results and the leading-order predictions. We in turn want to apply these  $K$ -factors to correct SHERPA's predictions for the inclusion of exact higher-order rate effects. Therefore, we study signal and background fixed-order and resummed cross sections at Tevatron Run II energies for the processes

$$P\bar{P} \rightarrow \ell\nu_\ell pp \tag{3.1}$$

leading to final states consisting of an isolated lepton, missing transverse energy and at least two jets. The label  $\ell$  denotes electrons,  $e$ , and muons,  $\mu$ ; the parton label  $p$  contains light/massless-quark flavours and gluons. Note that final-state gluons may only occur in background hard processes or through the inclusion of I/FSR effects. For the respective  $K$ -factors, it is not clear a priori at which level of cuts they are defined most accurately. The most convenient definition should be given in terms of the total inclusive cross sections, while one may define more exclusive  $K$ -factors, if the higher-order tools allow for the specification of the desired cuts. We do not expect a strong dependence on the exact  $K$ -factor definition provided the shapes are comparable. These issues are examined in more detail below with the goal of determining reasonable signal and background  $K$ -factors that can be used to rescale the respective leading-order cross sections  $\sigma^{(0)}$  of the SHERPA predictions, which we take to pursue our signal versus background studies.

### 3.1 Standard Model Higgs boson production and decay

The signal processes for the final states of interest are summarized by

$$P\bar{P} \rightarrow h \rightarrow W^{(*)}W^{(*)} \rightarrow \ell\nu_\ell pp \tag{3.2}$$

where the Higgs particles are produced through gluon-gluon fusion and decay into  $W$  boson pairs that split further into the desired semileptonic final states. There are other Higgs boson production mechanisms that can contribute. In particular, the associated production  $P\bar{P} \rightarrow Vh$  with the additional vector boson  $V$  decaying hadronically and the production via vector-boson fusion ought to be mentioned in this context. For all production channels, up-to-date theory predictions for the total inclusive cross sections of these events are needed to arrive at reliable acceptance estimates for various Higgs boson masses. Refs. [8, 39, 40] give the most recent overview of the theory calculations and results that are used as input for the ongoing Tevatron (and LHC) SM Higgs boson searches. For the range of Higgs boson masses we are interested in, it is appropriate to separate the Higgs boson production from its subsequent decays and multiply the production rates by the respective branching fractions, which we obtain from HDECAY [41–44] for  $h \rightarrow W^*W^*$  and the Particle Data Group (PDG) listings [45] for the subsequent decays of the  $W$  bosons.

For our main production channel, the Standard Model Higgs boson production via gluon fusion, we want to use the most precise theoretical predictions that have become available over the last few years, for a comprehensive review, we refer to ref. [40]. Using an effective theory approach, this production channel is known at NNLO [50–56] including electroweak and mixed QCD-electroweak contributions [49, 57–59]. For a wide range of

Higgs boson masses, these NNLO cross sections have been shown to reproduce the latest results obtained from soft-gluon resummation up to NNLL accuracy, cf. refs. [60–62]. To mimic the resummation effects, the optimal scale choice at NNLO is found to be  $\mu_F = \mu_R = M_h/2$ , while for the NNLL calculation one employs common scales of  $\mu = M_h$ .<sup>2</sup>

Both higher-order calculations take the most recent parametrization of PDFs at next-to-next-to-leading order into account where the corresponding PDF sets have been provided by the MSTW group in 2008 [65]. The Tevatron Higgs boson searches use these higher-order  $gg \rightarrow h$  cross section predictions to report their combined CDF and DØ upper limits on Standard Model Higgs boson production in the  $W^+W^-$  decay mode [18–20, 8, 66, 21–23]. Hence, it makes sense to input the same theory cross sections in our studies to guarantee a reasonable level of compatibility between our work and the experimental searches.

However, one should keep in mind that different viewpoints exist concerning the determination of the best  $gg \rightarrow h$  cross section numbers. For example, in ref. [67] the authors argue that the 10–15% enhancement seen in the inclusive rates is unlikely to survive the cuts applied in the Tevatron analyses and, therefore, should not be included in the calculation of the limits [68, 69]. On the contrary, the renormalization-group improved resummed NNLO cross sections discussed by Ahrens, Becher, Neubert and Yang in refs. [70–72] would yield a further 5–6% increase of the NNLL  $gg \rightarrow h$  production rates. This is because in their approach Ahrens et al. do not only resum threshold logarithms from soft-gluon emission but also  $\pi^2$ -enhanced terms, which arise in the analytic continuation of the gluon form factor to timelike momentum transfer.

For various Higgs boson masses, table 1 summarizes the signal cross sections  $\sigma_S^{(0)}$  that are of relevance for our studies. Separated from the other entries, the left and right parts of the table show parameters, which we use as input to our analysis. We have used the NNLO  $gg \rightarrow h$  inclusive cross sections,  $\sigma_{ggh}^{\text{NNLO}}$ , given in the 5th column and multiplied them with the branching ratios listed in the column to the right of it, which we have computed with HDECAY version 3.51.<sup>3</sup> The Higgs boson widths shown in the 2nd column are also taken from the HDECAY calculation; they slightly differ from the older values given in [25]. To arrive at the higher-order prediction of our signal cross sections depicted in the 8th column,  $\sigma_{S,\text{NNLO}}^{(0)}$ , we furthermore have accounted for the  $W$  decays described by the branching ratios for one light lepton species,  $B(W \rightarrow \ell\nu_\ell) = 0.108$ , and for jets,  $B(W \rightarrow pp) = 0.676$ , and a combinatorial factor of 2 reflecting that either of the  $W$  bosons may decay leptonically. The NNLO cross sections used here [48] are updated values with respect to the ones published in [49]. The difference can be traced back to the addition of the electroweak real-radiation corrections as encoded in ref. [57] and the change to top masses of  $m_t = 173.1$  GeV. In the 3rd and 4th columns we respectively also give the  $gg \rightarrow h$  cross sections and  $h \rightarrow W^*W^*$  branching fractions as used by the Tevatron experimentalists in their ongoing searches [8]. These values are in good agreement with the respective numbers used in our study.

<sup>2</sup>This procedure is adequate provided we do not look at extremely hard jets,  $p_T > m_t$ , where the effective theory has been shown to differ from the full theory [63, 64].

<sup>3</sup>To obtain the values in table 1, the NNLO MSTW fit result for the strong coupling,  $\alpha_s(M_Z) = 0.11707$ , has been employed, the running of quark masses at NNLO has been enabled and the top and bottom quark masses have been set to  $m_t = 173.1$  and  $m_b = 4.8$  GeV, respectively.

$M_h$	$\Gamma_h$	$\sigma_{ggh}^{\text{NNLL}}$	$B_{W^*W^*}^{\text{ref. [8]}}$	$\sigma_{ggh}^{\text{NNLO}}$	$B_{W^*W^*}$	$\sigma_{S,\text{all}}^{(0)}$	$\sigma_{S,\text{NNLO}}^{(0)}$	$\sigma_S^{(0)}$	$K_S$	$\sigma_{S,66}^{(0)}$	$K_S^{66}$
[GeV]	[GeV]	[fb]		[fb]		[fb]	[fb]	[fb]		[fb]	
110	0.002939	1385.0	0.0482	1428	0.04633	11.81	9.660	3.350	<b>2.88</b>	2.550	<b>3.79</b>
120	0.003595	1072.3	0.143	1102	0.1380	27.11	22.21	7.717	<b>2.88</b>	5.990	<b>3.71</b>
130	0.004986	842.9	0.305	863	0.2976	45.83	37.50	13.06	<b>2.87</b>	10.15	<b>3.69</b>
140	0.008222	670.6	0.504	685	0.4959	60.53	49.60	17.29	<b>2.87</b>	13.46	<b>3.68</b>
150	0.01726	539.1	0.699	550	0.6927	67.88	55.63	19.33	<b>2.88</b>	15.08	<b>3.69</b>
165	0.2429	383.7	0.960	389	0.9595	66.72	54.50	19.35	<b>2.82</b>	15.13	<b>3.60</b>
170	0.3759	344.0	0.965	347	0.9642	60.02	48.85	17.77	<b>2.75</b>	13.91	<b>3.51</b>
180	0.6290	279.2	0.932	283	0.9327	47.33	38.54	14.19	<b>2.72</b>	11.15	<b>3.46</b>
190	1.036	228.0	0.786	229	0.7871	32.50	26.32	9.862	<b>2.67</b>	7.775	<b>3.39</b>
200	1.426	189.1	0.741	190	0.7426	25.40	20.60	7.827	<b>2.63</b>	6.191	<b>3.33</b>
210	1.841			159	0.7250		16.83	6.473	<b>2.60</b>	5.131	<b>3.28</b>
220	2.301			134	0.7160		14.01	5.420	<b>2.58</b>	4.317	<b>3.25</b>

**Table 1.** Signal cross sections  $\sigma_S^{(0)}$  at NNLO and LO plus the resulting signal  $K$ -factors for several different SM Higgs boson masses. The Higgs boson widths are found from HDECAY calculations. Columns 5 and 6 show our input NNLO cross sections taken from recent FEHIP calculations [46–49] and input branching fractions for  $h \rightarrow W^*W^*$  obtained from HDECAY [42, 43], respectively. They are comparable to the values given in the 3rd and 4th columns that are used by the Tevatron experimentalists in their ongoing Higgs boson searches [8]. The signal cross sections labelled “all” account for contributions stemming not only from gluon-gluon fusion but also from Higgs strahlung and VBF Higgs boson production processes. All calculations use MSTW2008 parton distributions except those to extract the LO values denoted by “66”, which result from using CTEQ6.6 PDFs.

The other signal cross sections listed in the rightmost part of table 1 are the LO rates obtained from SHERPA, where the ones labelled  $\sigma_{S,66}^{(0)}$  refer to the use of CTEQ6.6 PDFs [73]. We will discuss these LO results and the corresponding  $K$ -factors in section 3.3.1. In the 7th column we show an upper estimate for the signal cross sections  $\sigma_{S,\text{all}}^{(0)}$  if one were to include the contributions from the  $Wh$ ,  $Zh$  and VBF production channels. Over the considered Higgs boson mass range the extra processes would enhance the signal rates resulting from gluon-gluon fusion by about 22–23%. We have determined these estimates by adding to the  $gg \rightarrow h$  rates the higher-order theory predictions for  $\sigma_{Wh}$ ,  $\sigma_{Zh}$  (NLO [74, 67] + NNLO QCD contributions [75] + one-loop electroweak corrections [76]) and  $\sigma_{\text{VBF}}$  (NNLO [77] + electroweak corrections [78, 79]) as presented in the July 2010 CDF and DØ Higgs boson searches combination paper [66] (for updated values, cf. ref. [8]) including all necessary branching fractions to arrive at the  $pp \ell\nu_\ell pp$  final states.<sup>4</sup> The

<sup>4</sup>For all production channels, we consider the Higgs boson decay as specified in (3.2), since our selection and reconstruction procedures are tailored to this decay mode, see section 4. In our analysis we deal with  $\ell$ , MET and multiple jets (from the decays as well as I/FSR), thus, the presence of additional jets stemming from other hard decays or VBF does not alter our analysis procedures considerably, in other words the Higgs boson reconstruction and selection procedures are designed in a robust way with respect to additional

additional 20% increase resulting from these considerations should be born in mind when acceptances and significances are evaluated in a signal versus background study. For the purpose of the analysis we are pursuing here, we however want to be on the conservative side and solely concentrate on the gluon-gluon fusion events.

### 3.2 Relevant background processes

Processes that give rise to major background contributions are  $V$ +jets and multi-jet production, where the latter comes into play because of jets faking isolated leptons and/or MET. The muon channel suffers less from jet fakes reducing the multi-jet background by a factor of 5 with respect to the electron channel. The  $Z$ +jets background can also contribute in cases where one lepton goes missing or a jet mimics a lepton while the  $Z$  decays invisibly. Minor contributions stem from  $VV$  and  $t\bar{t}$  production. A first  $D\bar{O}$  search in the semileptonic Higgs boson decay channel shows how these backgrounds compare to each other after basic selection cuts, see ref. [32]. The largest fraction of 83% occurs from  $V$ +jets, followed by multi-jets,  $t\bar{t}$  and  $VV$  contributing with 12%, 3% and 2% to the overall background. The  $V$ +jets contribution is totally dominated by  $W$ +jets production; the  $Z(\rightarrow \ell^+\ell^-)$ +jets background, where one of the leptons is missed, is small and makes up less than 1% of the total background.

To gain a better understanding of the backgrounds, we will have a closer look at the major contributor  $W$ +jets. The multi-jet background cannot be simulated straightforwardly, since it requires detailed knowledge of the experiments and measured fake rates etc. Regarding the minor background contributors, we will study the  $t\bar{t}$  as well as the  $WW$  — or, more exactly, electroweak — background. Even though they enter at a rather low level after the basic selection compared to  $W$ +jets, it is necessary to cross-check what number of events remains after more selective cuts have been applied, as will be discussed in section 4.

Another background contribution that has been discussed is gluon-initiated vector-boson pair production [80–82]. This (quark-loop-induced) process occurs at  $\mathcal{O}(\alpha_{\text{ew}}^4\alpha_s^2)$ , the same order as the signal. This background formally arises at NNLO, but under realistic experimental cuts this production channel has been shown to significantly increase e.g. the  $WW \rightarrow 2\ell 2\nu_\ell$  background at the LHC. At the Tevatron the gluon densities are small, so the impact of  $gg \rightarrow WW$  is expected to be negligible. This expectation was confirmed in ref. [83] (a 4% effect with respect to the NLO cross section for this decay channel). A more important effect also recently pointed out by Campbell et al. in ref. [83] is the interference between  $gg \rightarrow WW$  and  $gg \rightarrow h \rightarrow WW$ , which can result in  $\mathcal{O}(0.1)$  corrections to the Higgs boson signal cross section. However, interference effects are considerably reduced by requiring the transverse mass of the leptons plus MET system to be smaller than  $M_h$ .

---

jet activity. The dominant Higgs strahlung contributions to the semileptonic final states arise from the hadronic decays of the associated vector bosons, where we have used the PDG values  $B(W \rightarrow pp) = 0.676$  and  $B(Z \rightarrow pp) = 0.6991$ . All other combinations are suppressed by about an order of magnitude. Also, we do not consider more than one lepton, i.e. we implicitly assume an exclusive one-lepton cut. We also neglect the  $Vh$  cases where the  $Z$  boson decays invisibly and the associated  $W$  boson splits up leptonically while  $h \rightarrow pppp$ . These modes will fail our  $h$  boson reconstruction.

Inclusive $W^+$ + $n$ -jet cross sections in pb.									
$n$		$\mu = M_{\perp,W}/2$	$= M_{\perp,W}$	$= 2 M_{\perp,W}$	%	$\mu = \hat{H}_T/2$	$= \hat{H}_T$	$= 2 \hat{H}_T$	%
0	LO	457	465	469	$-1.7$ $+0.9$	453	463	468	$-2.2$ $+1.1$
	NLO	625	619	616	$+1.0$ $-0.5$	606	602	602	$+0.7$ $-0.0$
	$K$	<b>1.37</b>	<b>1.33</b>	<b>1.31</b>		<b>1.34</b>	<b>1.30</b>	<b>1.29</b>	
1	LO	66.2	55.6	47.3	$+19.1$ $-14.9$	62.5	52.7	45.1	$+18.6$ $-14.4$
	NLO	79.8	74.6	69.3	$+7.0$ $-7.1$	74.2	70.2	65.7	$+5.7$ $-6.4$
	$K$	<b>1.21</b>	<b>1.34</b>	<b>1.47</b>		<b>1.19</b>	<b>1.33</b>	<b>1.46</b>	
	$R_{LO}^{(1,0)}$	0.145	0.120	0.101		0.138	0.114	0.096	
	$R_{NLO}^{(1,0)}$	0.128	0.121	0.113		0.122	0.117	0.109	
2	LO	14.4	10.1	7.40	$+42.6$ $-26.7$	10.9	7.89	5.89	$+38.1$ $-25.3$
	NLO	12.8	11.7	10.4	$+9.4$ $-11.1$	12.0	10.1	8.95	$+18.8$ $-11.4$
	$K$	<b>0.89</b>	<b>1.16</b>	<b>1.41</b>		<b>1.10</b>	<b>1.28</b>	<b>1.52</b>	
	$R_{LO}^{(2,1)}$	0.218	0.182	0.156		0.174	0.150	0.131	
	$R_{NLO}^{(2,1)}$	0.160	0.157	0.150		0.162	0.144	0.136	

**Table 2.** Inclusive  $W^+$  +  $n$ -jet cross sections  $\sigma_n$  in pb at LO and NLO in QCD for different scale choices and jet multiplicities using MSTW2008 PDFs. The variations with respect to the nominal choices,  $M_{\perp,W}$  with  $M_{\perp,W}^2 = M_W^2 + p_{T,W}^2$  and  $\hat{H}_T$ , are given in the columns labelled by “%”. Numerical integration uncertainties are not displayed, since they are at least one order of magnitude below the accuracy indicated here. NLO-to-LO  $K$ -factors and  $n$ -to- $(n - 1)$  jet cross section ratios are also shown for all possible instances.

This type of transverse cut is frequently used in our analyses, so we can safely neglect interference effects in our study.

### 3.2.1 $W$ boson plus jets background

For our first study of  $W$ +jets production, we explore the dependence of inclusive  $W$ +jet cross sections on the number of jets and the variation of the common scale  $\mu$  used to specify the factorization and renormalization scales,  $\mu_F$  and  $\mu_R$ , respectively. This information will help us identify an optimal definition of the  $W$ +jets  $K$ -factor, which we take to improve the rates of the SHERPA predictions. We calculate inclusive  $W + n \leq 2$  jet cross sections with MCFM version 5.8 to obtain results that are accurate at NLO in the strong-coupling constant [84–86]. We also run MCFM at LO to determine explicit NLO-to-LO theoretical  $K$ -factors.<sup>5</sup>

<sup>5</sup>We only consider  $W^+$  bosons decaying into  $e^+\nu_e$  pairs; the charge conjugated process will just double the cross section owing to the  $P\bar{P}$  initial states at the Tevatron. We employ the LO and NLO MSTW2008 PDFs [65] with  $\alpha_s(M_Z) = 0.13939$  and  $\alpha_s(M_Z) = 0.12018$ , respectively, and impose cuts according to the parameters given in section 4.1. Note that we do not account for the so-called triangle cut relating the transverse mass of the  $W$  boson and the missing energy. Other parameters, such as the electroweak input values of the Standard Model, have been taken according to the MCFM default settings.

We display our MCFM results in table 2 for different inclusive jet bins  $n$  and scale choices  $\mu$ . As expected, for each  $n$ -jet multiplicity, the NLO cross sections are more stable under scale variations with the largest deviations occurring for the more complex  $W^+ + 2$ -jet processes. This is also reflected by the various NLO-to-LO  $K$ -factors, which vary from about 0.9 to 1.5 for  $n = 2$  while they are rather constant for  $n = 0$  ranging from about 1.3 to 1.4 only. For illustrative purposes, we also list the LO and NLO inclusive jet-rate ratios  $R^{(n,n-1)} = \sigma_n/\sigma_{n-1}$  starting with  $n = 1$ . The  $W^+ + n \leq 1$  jet cross sections do not deviate substantially for the two nominal scales chosen,  $\mu \sim M_{\perp,W}$  where  $M_{\perp,W}^2 = M_W^2 + p_{T,W}^2$  and  $\mu \sim \hat{H}_T$ , which are determined dynamically for each event. Note that  $\hat{H}_T$  denotes the scalar sum of the transverse momenta of all particles (partons) in the event, i.e. no jet clustering has taken place. The  $\mu \sim M_{\perp,W}$  scales lead to slightly larger rates when compared to those obtained for  $\mu \sim \hat{H}_T$ . This can be traced back to the occurrence of  $\mu$  values that are on average larger in the latter case, since  $\langle \hat{H}_T \rangle \gtrsim \langle M_{\perp,W} \rangle$  for  $n \geq 1$ . For the same reason, the cross section differences become more manifest for  $n = 2$ . The presence of the second jet gives an extra  $p_T$  contribution to  $\hat{H}_T$  per event whereas  $M_{\perp,W}$  is less affected. This further enhances the deviation of the  $\hat{H}_T$  and  $M_{\perp,W}$  averages.

Given the numbers of table 2 we can conclude that our knowledge of the  $W+2$ -jet background is accurate on the level of  $\lesssim 20\%$ . Or, similarly, the use of a  $K$ -factor of about 1.5 can be viewed as fairly conservative when estimating the upper cross section limit for the  $W+2$ -jets background; in section 3.3.2 we will however compare the SHERPA background rates more closely with the results of table 2 and determine a  $K$ -factor accordingly.

### 3.3 Monte Carlo simulation of signal and backgrounds using SHERPA

For reasons outlined at the beginning of section 3, we use SHERPA version 1.1.3 [30, 31] to generate the  $\ell\nu_\ell$ +jets signal and background events that are needed to understand the potential of a Standard Model Higgs boson analysis in the lepton + MET + jets channel.<sup>6</sup> We will employ the results of the previous two subsections to settle the inclusive  $K$ -factors needed to re-scale SHERPA's LO predictions and include higher-order rate effects.

The signal and background simulations share a number of common parameters and options that have been set as follows: we simulate all events at the parton-shower level, i.e. we include initial- and final-state QCD radiation, but do not account for hadronization effects and corrections owing to the underlying event, since their impact is considerably smaller with respect to additional QCD radiation arising from the hard processes. The intrinsic transverse motion of quarks and gluons inside the colliding hadrons is however modeled by an intrinsic Gaussian  $k_T$  smearing of  $\mu(k_T) = 0.2$  GeV and  $\sigma(k_T) = 0.8$  GeV. The electroweak parameters are explicitly given:  $M_W = 80.419$  GeV,  $\Gamma_W = 2.06$  GeV,  $M_Z = 91.188$  GeV,  $\Gamma_Z = 2.49$  GeV; the Higgs boson masses and widths are mutable, taken according to table 1; the couplings are specified by  $\alpha_{\text{ew}}(0) = 1/137.036$ ,  $\sin^2 \theta_W = 0.2222$  and the Higgs field vacuum expectation value and its quartic coupling are given as 246 GeV and 0.47591, respectively. The CKM matrix is simply parametrized by the identity matrix.

<sup>6</sup>Version 1.1.3 was the last of the first SHERPA generation; for all our purposes, it models the necessary processes equally well compared to the upgraded versions of the current (1.3.x & 1.4.x) generation. Cross-comparisons have confirmed these results.

The bottom and top quark masses are set to  $m_b = 4.8$  GeV and  $m_t = 173.1$  GeV, respectively, and all other quark masses are zero. To avoid any bias owing to the utilization of different PDFs and in order to develop a consistent picture, signal and background events are generated using the same parton distributions. Our first choice of PDFs is the LO MSTW set MSTW2008lo90cl [65], because its NNLO version has been the preferred PDF set used for the recent calculations of the gluon-gluon fusion Higgs boson production cross sections. The strong coupling is determined by one-loop running with  $\alpha_s(M_Z) = 0.13939$ , which is the advertised fit value of the LO MSTW2008 set.

To gain some understanding of PDF effects, we compare our MSTW2008 results against predictions generated with a different PDF set. To fully establish the comparison on the same level as for the MSTW2008 PDFs, signal and background rates shall be predicted from theory using the alternative PDF libraries. We cannot follow this approach here, instead we start out from the same theory predictions for the normalization that were used when comparing against the SHERPA results calculated with MSTW2008 PDFs. After the application of our cuts we then focus on the differences induced by the alternative PDF set. As our second choice we employ the CTEQ6.6 PDF libraries [73] where the strong coupling is set by  $\alpha_s(M_Z) = 0.118$  and the running of the coupling is again computed at one loop. Notice that throughout this study SHERPA only invokes a 5-flavour running for the strong-coupling evaluations — simply as a consequence of using the effective  $gg \rightarrow h$  approach to compute the signal.

### 3.3.1 Generation of signal events

We simulate signal events with electrons or positrons in the final state according to

$$P\bar{P} \rightarrow h \rightarrow e\nu_e pp \rightarrow e\nu_e + \text{jets} . \tag{3.3}$$

The hard process composed as  $gg \rightarrow h \rightarrow e\nu_e pp$  is calculated at LO. The incoming gluons and the quarks arising from the decay undergo further parton showering, which automatically is taken care of by the SHERPA simulation. One ends up with the  $e\nu_e + \text{jets}$  final states generated at the shower level. The hard-process tree-level matrix elements and subsequent parton showers needed for the simulation are provided by the SHERPA modules AMEGIC++ and APACIC++, respectively. For our purpose, it is sufficient to treat the muon final states in exactly the same manner as the electron final states, i.e. the muon decay channel is included by multiplication with the lepton factor  $f_\ell = 2$  at the appropriate places.

The Higgs boson production occurs through gluon-gluon fusion via intermediate heavy-quark loops. In SHERPA this is modeled at LO by an effective  $gg \rightarrow h$  coupling where the top quarks have been integrated out. The EHC (Effective Higgs Couplings) implementation of SHERPA includes all interactions up to 5-point vertices that result from the effective-theory Lagrangian. These effective vertices can simply be added to the Standard Model. We do not work in the infinite top-mass limit, because we also want to consider Higgs bosons heavier than the top quark; the approximation however is well applicable only as long as  $m_t > M_h$ . The Higgs boson decays are described by  $1 \rightarrow 4$  processes, i.e. we directly consider  $h \rightarrow e\nu_e pp$ . We thereby make use of SHERPA’s feature to decompose processes on the amplitude



level into the production and decays of unstable intermediate particles while the colour and spin correlations are fully preserved between the production and decay amplitudes [31]. This way one can focus on certain resonant contributions instead of calculating the full set of diagrams contributing to a given final state, which in our case would lead to the inclusion of contributions from the backgrounds. The intermediate propagators are allowed to be off-shell, such that finite-width effects are naturally incorporated into the simulation. This comes in handy especially for Higgs boson masses below the  $WW$  mass threshold as the  $1 \rightarrow 4$  decays moreover guarantee the inclusion of off-shell  $W$  boson effects. A consistent LO treatment would require the use of total Higgs boson widths as computed at LO. We instead put in the values from the HDECAY calculations [42, 43] as listed in table 1. This modifies the Higgs boson propagators and one arrives at a more accurate description of the finite-width effects of the Higgs boson decays. The effect on the total rate,

$$\sigma_S^{(0)} = \frac{\Gamma(h \rightarrow e\nu_e pp)}{\Gamma_h} \sigma_{ggh}^{\text{LO}}, \tag{3.4}$$

is nullified, since we eventually correct for the NNLO rates  $\sigma_{S,\text{NNLO}}^{(0)}$  worked out in section 3.1.

In ref. [43] a comparative study has been presented for Higgs boson production via gluon fusion at the LHC. Amongst a variety of predictions including those given by HNNLO [87, 88], the SHERPA versions 1.1.3 and 1.2.1 have been validated to produce very reasonable results for the shapes of distributions like the rapidity and transverse momentum of the Higgs boson, pseudo-rapidities and transverse momenta of associated jets and jet-jet  $\Delta R$  separations. We hence rely on a well validated approach that works not only for pure parton showering in addition to the Higgs boson production and decays, but also beyond in the context of merging higher-order tree-level matrix elements with parton showers. Nevertheless, we have carried out a number of cross-checks to convince ourselves of the correctness of the SHERPA calculations; for the details, we refer the reader to appendix A.1.

Finally we turn to the discussion of the  $K$ -factors. Recalling our findings of section 3.1, we want to re-scale SHERPA’s leading-order signal cross sections  $\sigma_S^{(0)}$  to the fixed-order NNLO predictions given by FEHIP for Higgs boson production in  $gg \rightarrow h$  fusion via intermediate heavy-quark loops [46, 47, 49, 48]. To be consistent, the renormalization and factorization scales of the LO hard-process evaluations are chosen as for the higher-order calculations, which employ  $\mu = \mu_R = \mu_F = M_h/2$ . The resulting cross sections ultimately define our signal  $K$ -factors:

$$K_S = \frac{\sigma_{S,\text{NNLO}}^{(0)}}{\sigma_S^{(0)}}. \tag{3.5}$$

We have determined two sets of  $K$ -factors for our two choices of PDFs where the  $K$ -factors and LO cross sections labelled by “66” refer to the case of utilizing the CTEQ6.6 libraries when calculating the LO cross sections. Our results have already been summarized in section 3.1, they are presented in the right part of table 1. The  $K$ -factors are remarkably stable varying slowly from 2.8 to 2.6 over the entire Higgs boson mass range when relying on MSTW2008 PDFs. In the CTEQ6.6 case, where we have employed

$\mu = \mu_R = \mu_F = \sqrt{\hat{s}}/2 \approx M_h/2$ , the  $K$ -factors,  $K_S^{66} = \sigma_{S,\text{NNLO}}^{(0)}/\sigma_{S,66}^{(0)}$ , are larger due to the smaller LO rates but their magnitude still remains  $\lesssim 3.6$ .<sup>7</sup>

In addition to the default scale choice of  $\mu = M_h/2$ , which we used for the MSTW runs, we have explored other options by essentially varying this default setting for  $\mu$  by factors of 2. We obtained results for  $\mu = M_h/4$ ,  $\mu = \sqrt{\hat{s}}/2 \approx M_h/2$  and  $\mu = \sqrt{\hat{s}} \approx M_h$  with the effect that this modified the LO rates by +20% to -15% but — as expected — no shape changes were induced.

### 3.3.2 Generation of background events for $W$ boson plus jets production

We restrict ourselves to the Monte Carlo simulation of the  $e^\pm$  channels. Their final states are generated through:

$$P\bar{P} \rightarrow e\nu_e + 0, 1, 2p \rightarrow e\nu_e + \text{jets} \tag{3.6}$$

using an inclusive  $W+2$ -jets sample obtained from the Catani-Krauss-Kuhn-Webber (CKKW) merging of the corresponding tree-level matrix elements with the parton showers (ME+PS) [89, 90]. In these  $W+2$ -jets calculations the electroweak order is tied to  $\alpha_{\text{ew}}^2$ . Unlike in the NLO calculation (section 3.2.1) we do include matrix elements where the extra partons may occur as  $b$  quarks; effectively, they are however treated as massless quarks in the evaluation of the matrix elements and generation of the radiation pattern. The events are corrected for the  $b$ -quark mass after the parton showering. This approach generates slightly harder  $p_T$  spectra but as part of being more conservative in estimating this background, it is totally reasonable. Similarly, we simply assume no effect of a  $b$ -jet veto in removing  $W$ +jets events.

The parameters of the matrix-element parton-shower merging are the jet separation scale  $Q_{\text{jet}}$  and the  $D$ -parameter, which is used to fix the minimal separation of the parton jets. These parameters are respectively set to  $Q_{\text{jet}} = 20$  GeV and  $D = 0.4$ , in correspondence to the jet  $p_T$  threshold and cone definitions employed in our analysis, see section 4.1.  $Q_{\text{jet}}$  denotes the scale at which — according to the internal  $k_T$  jet measure incorporating the  $D$ -parameter — the multi-jet phase space is divided into the two domains of  $Q > Q_{\text{jet}}$  where the jets are produced through exact tree-level matrix elements and  $Q_{\text{jet}} > Q > Q_{\text{cut-off}} \sim 1$  GeV where the parton-shower intra-jet evolution takes place. We generate predictions from samples that merge matrix elements with up to  $n_p^{\text{max}} = 2$  partons. Although we could increase this maximum number, at this point we do not want to include matrix elements with more than two partons in order to be consistent with our signal event generation where the jets beyond those arising from the  $W$  boson decays are produced by parton showers only. If one wishes to further improve on the description of additional hard jets, both background and signal simulations should be extended on the same footing.

The  $V$ +jets predictions of SHERPA have been extensively studied and validated over the last few years. Studies exist for comparisons against other Monte Carlo tools [91–95], NLO calculations [91, 92, 96] and Tevatron Run I and II data [91, 97, 98, 31, 99–102]. They have helped improve SHERPA gradually and provided evidence that SHERPA gives a good

---

<sup>7</sup>The LO rates calculated with the CTEQ PDF libraries are diminished for two reasons mainly, the value of  $\alpha_s$  at  $M_Z$  is considerably lower and the altered scale choice entails a further reduction of the cross sections.

$n$	$\mu = M_{\perp,W}/2$	$= M_{\perp,W}$	$= 2 M_{\perp,W}$	$\mu = \hat{H}_T/2$	$= \hat{H}_T$	$= 2 \hat{H}_T$	$\sigma_{\text{CKKW}}/\text{pb}$
LO	0	0.92	0.94	0.95	0.91	0.93	496
	2	1.45	1.02	0.75	1.10	0.80	9.90
NLO	0	<b>1.26</b>	1.25	1.24	<b>1.22</b>	1.21	1.21
	2	<b>1.29</b>	1.18	1.05	<b>1.21</b>	1.02	0.90

**Table 3.** Ratios at LO and QCD NLO taken between rates of MCFM and SHERPA CKKW (rightmost column) for inclusive  $W^+ + n$ -jet production at different choices of scales in MCFM using MSTW2008 PDFs in all cases. The MCFM cross sections are listed in table 2.

description of the shapes of the  $V$ +jet final-state distributions missing a global scaling factor only, which can be extracted from the data [31] or higher-order calculations [96]. In appendix A.2 we briefly highlight to what extent the CKKW ME+PS merging includes important features of NLO computations.

We use the results of table 2 to identify a reasonable  $K$ -factor for our simulated  $W$ +jets backgrounds. Relying on MSTW2008 PDFs, the SHERPA numbers we get for the cross sections of inclusive  $W^+$  production and inclusive  $W^+ + 2$ -jet production are 496 pb and 9.90 pb, respectively. The former, i.e. inclusive 0-jet SHERPA rate thereby is about 7% larger than the corresponding LO rates given by MCFM. The differences occur because (i) MCFM invokes by default a non-diagonal CKM matrix and a somewhat larger  $W$  boson width,<sup>8</sup> and (ii) SHERPA’s merged-sample generation relies on a very different scale-setting procedure compared to the leading fixed-order calculations. These differences have no effect on the kinematic distributions — and are fully absorbed by the  $K$ -factor, i.e. CKM effects may eventually enter through the correction of SHERPA’s rate. Table 3 summarizes the ratios between the MCFM predictions of table 2 and SHERPA’s CKKW cross sections mentioned above. This overview neatly points to the two options that give the most stable ratios; they are found at NLO for  $\mu = M_{\perp,W}/2$  and  $\mu = \hat{H}_T/2$  where the latter scale choice has been reported to be well suitable for even higher jet multiplicities [103, 96, 104–106]. Based on these observations, we can hence conclude that it is fair to apply a  $K$ -factor of

$$K_B = 1.25 \tag{3.7}$$

to the  $W$ +jets backgrounds employed in our study. The number found here compares well to global  $K$ -factors as reported throughout the literature.

As outlined at the beginning of section 3.3, we want to normalize the backgrounds obtained with CTEQ6.6 to those computed with MSTW2008 PDFs. In the CTEQ case the SHERPA CKKW cross sections amount to 544 pb and 8.13 pb for the inclusive  $W^+$  and  $W^+ + 2$ -jet final states, respectively. Since the latter selection of  $W+2$ -jet events is more exclusive, we re-scale the CTEQ backgrounds according to  $K_B^{66} \times 8.13 \text{ pb} = K_B \times 9.90 \text{ pb}$  and arrive at

$$K_B^{66} = 1.52 . \tag{3.8}$$

---

<sup>8</sup>Switching to an unity CKM matrix and using SHERPA’s input parameters, one finds 486 pb at  $\mu = M_W$ .

### 3.3.3 Generation of background events for electroweak and top-pair production

The  $WW$  background enters at  $\mathcal{O}(\alpha_{\text{ew}}^4)$  of the electroweak coupling constant  $\alpha_{\text{ew}}$ , i.e. it is suppressed by more than two orders of magnitude with respect to the  $W+2$ -jets contribution occurring at  $\mathcal{O}(\alpha_{\text{ew}}^2\alpha_s^2)$ . Still, without running the simulation we cannot say for sure whether the continuum  $WW$  production remains an 1% effect after application of the analysis cuts and — if necessary — what handles exist to distinguish it from the signal. Because of the large resemblance between the topologies of the Higgs boson decay and the dominant  $WW$  production channels, we anticipate some of the cuts to be equally efficient for both signal and minor background. This makes it hard to estimate a priori the extent to which the Higgs boson signal will be diluted by the electroweak production type of processes. For the same reasons, the  $t\bar{t}$  production final states can be expected to enhance the signal dilution on a similar level. Certainly, whether we end up with an 1% or 10% effect, this time it is sufficient to apply  $K$ -factors taken from the literature.

For the simulation of the diboson production background, we take the complete set of electroweak diagrams occurring at  $\mathcal{O}(\alpha_{\text{ew}}^4)$  into account including interference effects. This way we comprise physics effects beyond the plain  $WW$  production with subsequent decays of the gauge bosons.<sup>9</sup> As before we only generate the processes regarding the first lepton family:

$$P\bar{P} \rightarrow e\nu_e pp \rightarrow e\nu_e + \text{jets} \quad (3.9)$$

where additional jets are produced by the parton shower. Similar setups have been validated for SHERPA in [107] and more recently in [108, 109]. Here, we employ a dynamic choice,  $\mu = \sqrt{\hat{s}} \sim 2M_V$ , to calculate the scales of the LO processes. Parton-level jets are generated as in section 3.3.2 using the same jet-finder algorithm and the same parameters ( $Q_{\text{jet}} = 20$  GeV and  $D = 0.4$ ). Processes with bottom quarks are included; just as in the  $W+2$ -jets case, they are treated as massless.

The  $t\bar{t}$  background events are generated according to

$$P\bar{P} \rightarrow t\bar{t} \rightarrow b\bar{b} e\nu_e pp \rightarrow e\nu_e + \text{jets} \quad (3.10)$$

again utilizing the parton shower to describe any additional jet activity beyond that generated by the top quark  $1 \rightarrow 3$  decays. We only consider the semileptonic channel. The fully hadronic channel has to be considered together with the QCD background, and the fully leptonic channel will suffer from smaller branching fractions, the single isolated-lepton requirement and any dijet mass window that we impose around the  $W$  mass. The LO processes are calculated at the scale  $\mu = m_t$ , the mass of the  $b$  quarks is fully taken into account and the partonic phase-space generation is subject to the same jet-finding constraints as used for the compilation of the electroweak background. In addition we place mild generation cuts on the  $b$  quarks:  $p_{T,b} > 10$  GeV and  $\Delta R_{b,p} > 0.3$ .

---

<sup>9</sup>Relying on the full set of electroweak processes is more conservative: the rate increases by about 20%; the effect on the shapes is rather small in general, although we observe slightly harder tails in  $p_T$  distributions.

We also examined the impact of  $Z$ +jets production on our analyses, and found that this contribution makes up less than 1% of the total background. Since  $Z$ +jets has kinematics similar to  $W$ +jets, we will not study it further.

In SHERPA the minor backgrounds are computed at LO. As in all other cases, we correct the total inclusive cross section for NLO effects by multiplying with global  $K$ -factors, which for both electroweak and  $t\bar{t}$  production are larger than 1. Tevatron diboson searches like [110, 111] measure cross sections in good agreement with the prediction given by Campbell and Ellis ( $16.1 \pm 0.9$  pb for  $WW+WZ$ ). From their work [112] (table III) we infer an NLO-to-LO  $K$ -factor ranging from 1.30 to 1.35. For our analysis, we will then use the conservative estimate<sup>10</sup>

$$K_{B,ew} = 1.35 . \tag{3.11}$$

For the inclusive  $t\bar{t}$  production, we can safely estimate a conservative  $K$ -factor of 1.30 by comparing the cross section results given for the Tevatron in ref. [114]. Adopting a  $b$ -tagging efficiency of the order of 50% would give us a 75% chance of vetoing  $t\bar{t}$  events with at least one  $b$ -quark jet, i.e. we were able to remove about 3/4 of the  $t\bar{t}$  background; again, we will be more conservative here and assume that about 40% of the  $t\bar{t}$  events will pass; hence, for our purpose, we finally assign

$$K_{B,t\bar{t}}^{b\text{-veto}} = 0.52 . \tag{3.12}$$

#### 4 Signal versus background studies based on Monte Carlo simulations using SHERPA

We report the successive improvements of the  $S/\sqrt{B}$  significances when applying a series of cuts that preserve most of the signal and reduce the inclusive  $W$ +2-jets background significantly.

##### 4.1 Baseline selection

We follow the event selection procedure as used by the  $D\bar{O}$  collaboration [32]: hadronic jets  $j$  are identified by a seeded midpoint cone algorithm using the  $E$ -scheme for recombining the momenta [115]. The cone size is taken as  $R = 0.5$  and selection cuts of  $p_T^{\text{jet}} > 20$  GeV and  $|\eta^{\text{jet}}| < 2.5$  are imposed. Additionally, we require a lepton-jet isolation of  $\Delta R^{\text{lep-jet}} > 0.4$ . For the leptonic sector, we apply transverse-momentum and pseudo-rapidity cuts of  $p_T^{\text{lep}} > 15$  GeV and  $|\eta^{\text{lep}}| < 1.1$ , respectively, supplemented by a missing-energy cut via  $\cancel{p}_T > 15$  GeV. In addition, we also account for  $M_{T,W} + \cancel{E}_T/2 > 40$  GeV, which is known as triangle cut.<sup>11</sup>

<sup>10</sup>NLO corrections to  $VV$  production can become large, for a recent example, see [113] where  $K$ -factors as large as 1.77 have been reported; taken this value, we would certainly overestimate the electroweak contribution, since the CDF-type cuts employed in [113] are more exclusive. As for the shapes, we found them reliably described in a cross-check against an electroweak  $VV$ +1-jet merged sample, including matrix-element contributions at  $\mathcal{O}(\alpha_{ew}^4 \alpha_s)$ .

<sup>11</sup>The cut is applied to the leptonic  $W$  boson where  $M_{T,W} = \sqrt{(|\vec{p}_{T,\ell}| + |\vec{p}_T^*|)^2 - (\vec{p}_{T,\ell} + \vec{p}_T^*)^2} \equiv m_{T,\ell\nu_\ell}$ , cf. eq. (2.8). For Higgs boson masses above the  $WW$  threshold, the rate reduction and shape changes induced by this cut are marginal.

## 4.2 Higgs boson reconstruction based on invariant masses

After the application of the basic cuts, we identify the best-fit  $\{e, \nu_e, j, j'\}$  set from all possible candidates allowed by combinatorics. The algorithm we use to identify the best-fit object is referred to as the *Higgs boson candidate selection*. Several different selection algorithms are possible, however for now, we will use an invariant-mass (or `invm`) selection: the four particles (reconstructed in a more or less ideal way) whose combined mass  $m_{e\nu_e jj'}$  is closest to a “test” Higgs boson mass  $M_h$  are chosen. Of course, in the context of the analysis, the Higgs boson mass enters as a hypothesis and, thus, is treated as a parameter. Regardless of the selection algorithm, we refer to  $j$  and  $j'$  as the two selected jets, which are not necessarily the hardest jets in the event.

After selection, we impose a requirement on the absolute difference between  $m_{e\nu_e jj'}$  and the hypothesized Higgs boson mass; events are kept only if they reconstruct a mass that lies within the window  $M_h - \Delta < m_{e\nu_e jj'} < M_h + \Delta$ . This completes our combinatorial Higgs boson reconstruction, which we label as “comb.  $h$ -reco” in our tables. On top of this selection, we may include an additional dijet mass constraint of  $M_W - \delta < m_{jj'} < M_W + \delta$  (marked by  $|\tilde{m}_{jj'} - 80| < \tilde{\delta}$  in the tables). The selection procedure will certainly shape — to some extent — the remaining background to look like the signal, however the primary effect we are interested in concerns the reduction of the background rate while we want to preserve as many signal events as possible.

One may ask whether the reconstruction of the Higgs particle candidate can be achieved more easily by selecting the set containing the respective hardest particles, in particular, by choosing the two hardest jets,  $j_1$  and  $j_2$ , to reconstruct the hadronically decaying  $W$  boson. We will refer to this approach as the naive Higgs boson reconstruction, denoted as “naive  $h$ -reco” later on (as before we use  $|\tilde{m}_{j_1 j_2} - 80| < \tilde{\delta}$  in the tables to indicate that a dijet mass constraint has been imposed in addition). There are no combinatorial issues in the naive scheme. However, as we show in our tables, it yields poorer significances than the selection based on combinatorics.

We calculate the number of  $S$  signal and  $B$  background events for different Higgs boson masses assuming a total integrated luminosity of  $\mathcal{L} = 10 \text{ fb}^{-1}$ . This seems to be a good  $\mathcal{L}$  estimate for what each of the two Tevatron experiments, CDF and DØ, were able to collect before the eventual Run II shutdown in September 2011. We compute the numbers according to

$$\begin{aligned} S &= K_S \varepsilon_S \sigma_S^{(0)} \times 2 f_\ell \mathcal{L} = K_S \sigma_S \times 2 f_\ell \mathcal{L}, \\ B &= K_B \varepsilon_B \sigma_B^{(0)} \times 2 f_\ell \mathcal{L} = K_B \sigma_B \times 2 f_\ell \mathcal{L} \end{aligned} \tag{4.1}$$

where  $\varepsilon$  and  $K$  respectively denote the total cut efficiencies and the  $K$ -factors, which we have worked out in section 3.1, cf. table 1, and section 3.3, cf. eqs. (3.7), (3.8), (3.11) and (3.12). The total efficiencies are a product of single-step efficiencies, i.e.  $\varepsilon = \prod_i \varepsilon_i$ . The factor  $f_\ell = 2$  accounts for including the decay channels that involve muons and their associate neutrinos. Notice that the Higgs boson mass enters in our simulation in *two*, potentially different ways. In practice, the Higgs boson mass that we used to generate the signal need not be the same as the Higgs boson mass we use to formulate the

analysis. We refer to the former as the injected mass  $M_h^{\text{inj}}$  in the text, while we have already introduced the terminology of the latter as the “test” or “hypothesis” Higgs boson mass  $M_h$ . However, for simplicity we take the generation level Higgs boson mass and the analysis level Higgs boson mass to be equal,  $M_h^{\text{inj}} = M_h$ . A discussion on how different generation versus analysis masses would change our results can be found in the appendix B.1.

We can now go ahead and calculate the  $S/B$  ratios and  $S/\sqrt{B}$  significances. For various Higgs boson mass hypotheses, table 4 and tables 7–10 of appendix B.1 list signal and  $W$ +jet background cross sections, acceptances,  $S/B$  ratios and significances at different levels of cuts for the selection procedures discussed in this subsection. The SHERPA simulation runs obtained with the MSTW2008 LO PDFs have been used to extract the results of all tables except those of table 9 presented in appendix B.1 which are based on a set of runs taken with the CTEQ6.6 PDFs. In appendix B.1 we will then also briefly discuss the differences that can be seen between the predictions for the two PDF sets.

We now turn to the discussion of the tables. Their setup is as follows: the rows represent different stages in the cut-flow, Higgs boson reconstruction strategies, and mass window cuts, while the third through fifth columns contain the outcomes for different Higgs boson masses. The second column indicates the mass window cut (in GeV, referred to as  $\Delta$  in the text), which has been applied to all reconstructed Higgs boson candidates. Similarly, the number in square brackets next to each Higgs boson mass is the dijet mass window cut (referred to as  $\delta$ , also in GeV). At every analysis level, six numbers are displayed for each Higgs boson mass. The top row displays the LO signal cross section (in fb), the LO  $W$ +jets cross section (in fb) and  $S/B$  at  $10 \text{ fb}^{-1}$  of integrated luminosity, calculated including  $K$ -factors and factors of 2 following eqs. (4.1). The bottom three numbers in each table entry are the signal and background efficiencies and  $S/\sqrt{B}$ . Of these entries,  $S/\sqrt{B}$  is displayed in bold. For the first set of tables, table 4 and 7 (see appendix B.1), we concentrate on Higgs boson masses greater than  $\approx 162 \text{ GeV}$  — above the  $WW$  threshold. Higgs boson masses below the  $WW$  threshold have additional challenges, which we explore in a later subsection.

The rows are divided into three groups. In the first group, rows 1–4, the baseline selection cuts, as described in section 4.1, are applied.<sup>12</sup> In the second group, rows 5–8, events are selected using the “naive” criteria, then retained if their reconstructed masses fall within various Higgs boson and dijet mass windows. Finally, in the last set of rows, 9–15, we select events with the “comb.  $h$ -reco” algorithm, then apply several different mass windows. The effect of the mass window cuts, with either the “naive” or “comb.  $h$ -reco” selection scheme, are fairly intuitive; mass windows always help because they emphasize the peaks in the signal in comparison to a featureless  $W$ +jets background. Tighter mass windows are usually, but not always, better. Clearly, among the three groups the combinatorial selections give the best significances, followed by the naive ones, which already improve over the baseline selection cuts.

Comparing rows with identical cuts but different selections (“naive” versus “comb.  $h$ -reco”), such as rows 5 and 9, or 7 and 11, the combinatorial Higgs boson reconstruction

---

<sup>12</sup>Note that the “lepton & MET cuts” level also includes a lepton-jet separation of  $\Delta R^{\text{lep-jet}} > 0.4$  in the presence of jets.

cuts & selections	$2\Delta/\text{GeV}$	$\sigma_S/\text{fb}$	$\sigma_B/\text{fb}$	$S/B$	$\sigma_S/\text{fb}$	$\sigma_B/\text{fb}$	$S/B$	$\sigma_S/\text{fb}$	$\sigma_B/\text{fb}$	$S/B$
		$\varepsilon_S$	$\varepsilon_B$	$S/\sqrt{B}$	$\varepsilon_S$	$\varepsilon_B$	$S/\sqrt{B}$	$\varepsilon_S$	$\varepsilon_B$	$S/\sqrt{B}$
$M_h/\text{GeV}$ [ $\delta/\text{GeV}$ ]		165 [20]			170 [20]			180 [20]		
$\sigma^{(0)}$		19.35 1.0	$220\cdot 10^4$ 1.0	$20\cdot 10^{-6}$ <b>0.21</b>	17.77 1.0	$220\cdot 10^4$ 1.0	$18\cdot 10^{-6}$ <b>0.19</b>	14.19 1.0	$220\cdot 10^4$ 1.0	$14\cdot 10^{-6}$ <b>0.15</b>
lepton & MET cuts		10.66 0.551	$984\cdot 10^3$ 0.45	$24\cdot 10^{-6}$ <b>0.17</b>	9.869 0.555	$984\cdot 10^3$ 0.45	$22\cdot 10^{-6}$ <b>0.15</b>	7.946 0.560	$984\cdot 10^3$ 0.45	$18\cdot 10^{-6}$ <b>0.12</b>
as above & $\geq 2$ jets		8.572 0.443	$191\cdot 10^2$ 0.0087	0.0010 <b>0.99</b>	7.967 0.448	$191\cdot 10^2$ 0.0087	$92\cdot 10^{-5}$ <b>0.90</b>	6.471 0.456	$191\cdot 10^2$ 0.0087	$74\cdot 10^{-5}$ <b>0.72</b>
as above & $ \tilde{m}_{j_1 j_2} - 80  < \tilde{\delta}$		5.195 0.269	6997 0.0032	0.0017 <b>0.99</b>	4.735 0.266	6997 0.0032	0.0015 <b>0.88</b>	3.691 0.260	6997 0.0032	0.0011 <b>0.68</b>
naive $h$ -reco	50	5.422 0.280	6492 0.0030	0.0019 <b>1.07</b>	4.983 0.280	6492 0.0030	0.0017 <b>0.96</b>	3.911 0.276	6749 0.0031	0.0013 <b>0.73</b>
naive $h$ -reco	30	3.948 0.204	4108 0.0019	0.0022 <b>0.98</b>	3.897 0.219	4108 0.0019	0.0021 <b>0.95</b>	3.039 0.214	4199 0.0019	0.0016 <b>0.72</b>
naive $h$ -reco $ \tilde{m}_{j_1 j_2} - 80  < \tilde{\delta}$	48	4.657 0.241	2965 0.0013	0.0035 <b>1.36</b>	4.214 0.237	3210 0.0015	0.0029 <b>1.16</b>	3.232 0.228	3539 0.0016	0.0020 <b>0.84</b>
naive $h$ -reco $ \tilde{m}_{j_1 j_2} - 80  < \tilde{\delta}$	20	3.080 0.159	1374 $62\cdot 10^{-5}$	0.0051 <b>1.33</b>	2.876 0.162	1512 $69\cdot 10^{-5}$	0.0042 <b>1.15</b>	2.219 0.156	1676 $76\cdot 10^{-5}$	0.0029 <b>0.83</b>
comb. $h$ -reco	50	7.105 0.367	6816 0.0031	0.0024 <b>1.37</b>	6.557 0.369	7117 0.0032	0.0020 <b>1.21</b>	5.241 0.369	7396 0.0034	0.0015 <b>0.94</b>
comb. $h$ -reco	20	4.827 0.249	3094 0.0014	0.0035 <b>1.38</b>	4.577 0.258	3191 0.0015	0.0032 <b>1.26</b>	3.657 0.258	3255 0.0015	0.0024 <b>0.99</b>
comb. $h$ -reco $ \tilde{m}_{j j'} - 80  < \tilde{\delta}$	50	6.346 0.328	3336 0.0015	0.0043 <b>1.75</b>	5.884 0.331	3697 0.0017	0.0035 <b>1.51</b>	4.679 0.330	4098 0.0019	0.0025 <b>1.12</b>
comb. $h$ -reco $ \tilde{m}_{j j'} - 80  < \tilde{\delta}$	30	5.586 0.289	2217 0.0010	0.0057 <b>1.89</b>	5.159 0.290	2488 0.0011	0.0046 <b>1.61</b>	4.083 0.288	2756 0.0013	0.0032 <b>1.20</b>
comb. $h$ -reco $ \tilde{m}_{j j'} - 80  < \tilde{\delta}$	20	4.616 0.239	1525 $69\cdot 10^{-5}$	0.0068 <b>1.89</b>	4.280 0.241	1731 $79\cdot 10^{-5}$	0.0054 <b>1.60</b>	3.404 0.240	1933 $88\cdot 10^{-5}$	0.0038 <b>1.19</b>
comb. $h$ -reco $ \tilde{m}_{j j'} - 80  < \tilde{\delta}$	16	4.075 0.211	1235 $56\cdot 10^{-5}$	0.0074 <b>1.85</b>	3.784 0.213	1396 $63\cdot 10^{-5}$	0.0060 <b>1.58</b>	3.017 0.213	1575 $72\cdot 10^{-5}$	0.0042 <b>1.17</b>
comb. $h$ -reco $ \tilde{m}_{j j'} - 80  < \tilde{\delta}$	10	3.025 0.156	787.9 $36\cdot 10^{-5}$	0.0087 <b>1.72</b>	2.624 0.148	905.0 $41\cdot 10^{-5}$	0.0064 <b>1.36</b>	2.103 0.148	1006 $46\cdot 10^{-5}$	0.0046 <b>1.02</b>

**Table 4.** Impact of the different levels of cuts on the  $e\nu_e + \text{jets}$  final states for the  $gg \rightarrow h \rightarrow WW$  production and decay signal and the  $W + \text{jets}$  background as obtained from SHERPA. Cross sections  $\sigma_S$ ,  $\sigma_B$ , acceptances  $\varepsilon_S$ ,  $\varepsilon_B$  and  $S/B$ ,  $S/\sqrt{B}$  ratios are shown for Higgs boson masses of  $M_h = 165$  GeV,  $M_h = 170$  GeV and  $M_h = 180$  GeV. Note that  $\tilde{m}_{ij} = m_{ij}/\text{GeV}$  and  $\tilde{\delta} = \delta/\text{GeV}$ . Significances were calculated using eqs. (4.1) assuming  $\mathcal{L} = 10 \text{ fb}^{-1}$  of integrated luminosity, counting both electrons and muons and combining Tevatron experiments.

is better across all Higgs boson masses by roughly 30%. The difference can be traced to events where one of the hardest jets comes from I/FSR rather than from one of the jets of



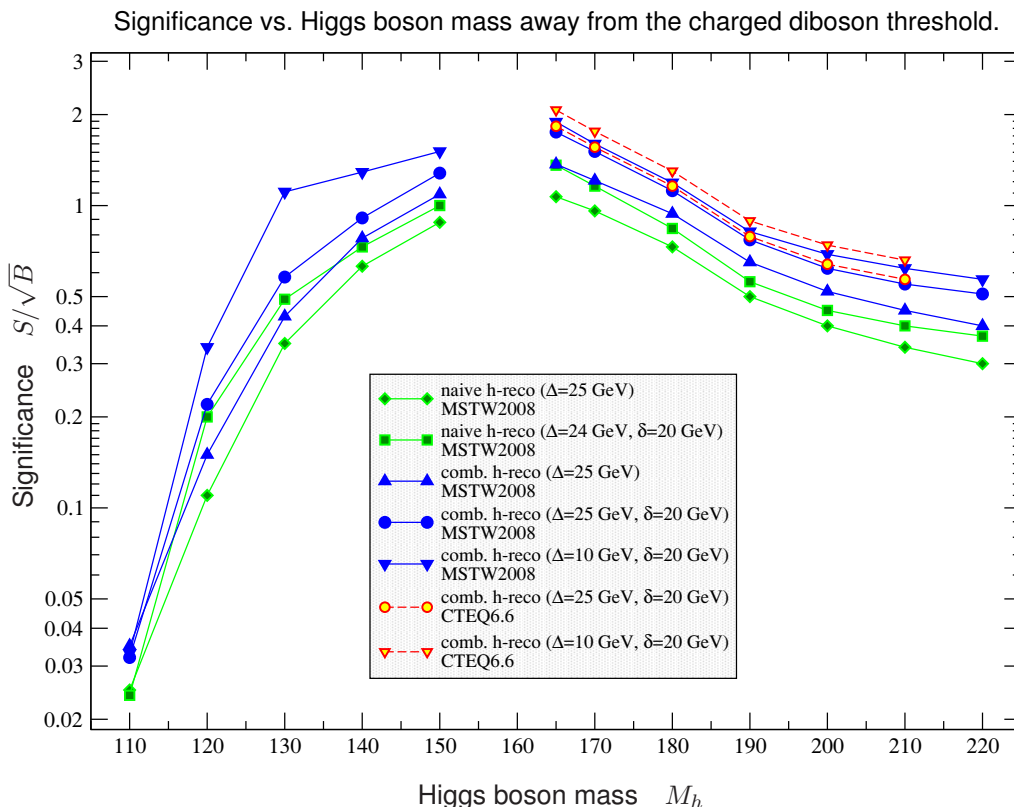
the  $W$  decay. Had we truncated our treatment of the background at the matrix-element level — or even at matrix-element level plus some Gaussian smearing, as in ref. [11] — additional jet activity arising from I/FSR would be absent and the “comb.  $h$ -reco” scheme would give the same result as the “naive  $h$ -reco” scheme. Incorporating these relevant I/FSR jets using a complete, matrix-element plus parton-shower treatment of the background, we notice that the “naive” scheme is no longer the best option.

Showering effects are not just limited to the background. In particular, the width of the Higgs boson candidates reconstructed from showered events is much broader than the reconstructed width derived from parton level. In fact, after showering, the reconstructed Higgs boson peak is typically so broad that the tightest mass windows used in the tables ( $\Delta = 5$  and 8 GeV) cut out some of the signal and yield worse significances than broader windows. For example, the combinatorial selections supplemented by a dijet mass window yield FWHM of about 10 GeV at the shower level, while the FWHM at the parton level are reduced down to 2 GeV — that basically is the width of one bin. If we relied on the matrix-element level results, we would obtain far too promising  $S/\sqrt{B}$ .

To conclude this discussion, it is illustrative to show a plot of the significances versus Higgs boson masses for various selections as presented in the tables (table 4 and tables 7–10 in appendix B.1), all of which is summarized in figure 2. The significance, at least after this level of analysis, reaches a maximum of  $\sim 2.0$ . The highest significance occurs, as expected, near the  $WW$  threshold. For heavier Higgs bosons, as the  $WW$  decay mode becomes subdominant to the  $ZZ$  mode, the significance drops slowly, reaching  $\sim 1.0$  at  $M_h \sim 185$  GeV. By gradually enhancing the selections the gain in significance remains approximately equal over the whole region of large  $M_h$ ; this is indicated by the parallel shifts of the respective significance curves. Hence, the differences seen in the significances per  $M_h$  test point are mainly driven by the behaviour of the total inclusive cross section for the signal. Looking back at tables 4 and 7, we in fact realize that the acceptances  $\varepsilon_S$  and  $\varepsilon_B$  are rather similar at any selection step (for each row), only mildly varying across the different Higgs boson test mass points. For Higgs boson masses below threshold (table 8 in appendix B.1), as we will discuss in the next sections, the drop-off is more severe. Not only does the branching fraction to  $WW^*$  fall rapidly, but the signal becomes more background-like once the two  $W$  bosons from the Higgs boson decay cannot both be produced on-shell. The significances shown in figure 2 reflect our best estimates, however, we have also performed several checks on the stability of these significances under slight variations in the analysis. These checks not only include — as mentioned earlier — varying parton distribution functions, but also varying jet definitions, etc. and are summarized in appendix B.1.

#### 4.2.1 Reconstruction below the on-shell diboson mass threshold

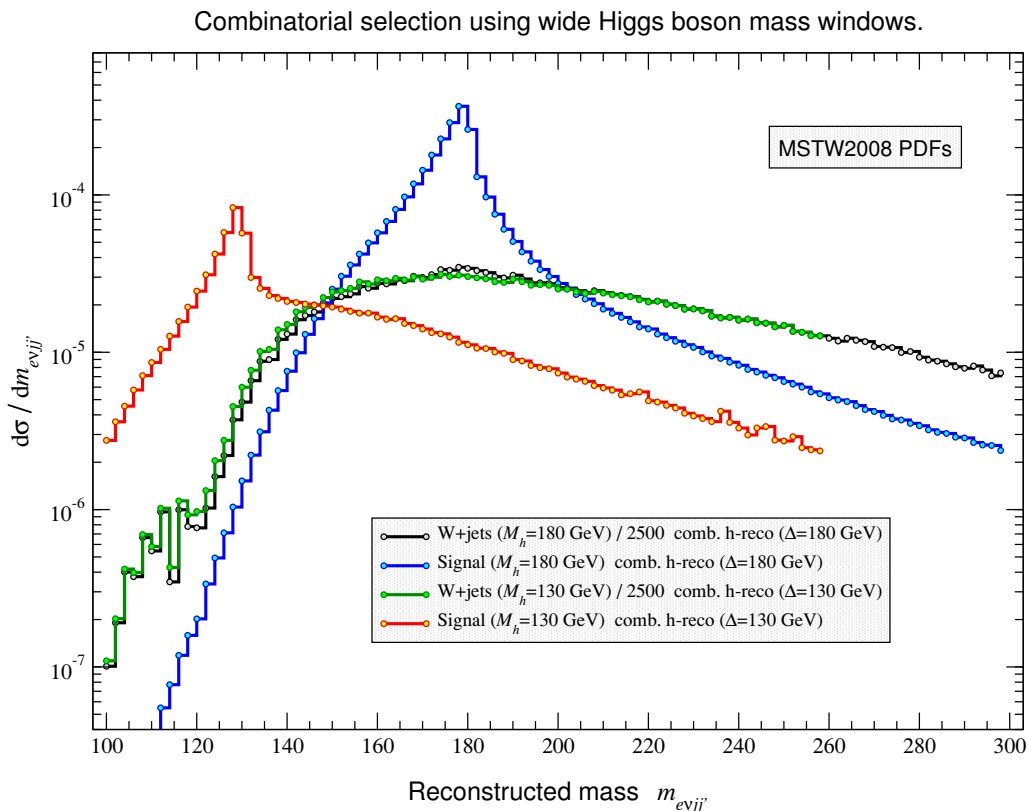
In the above-threshold case there is good hope that the idealized approach of considering the neutrino as a fully measurable particle will not lead to results, which are sizably different from those obtained by a realistic treatment of neutrinos. This is based on the fact that in most cases the leptonic  $W$  will be on its mass shell. The approximation  $m_{e\nu_e} \approx M_W$  can in principle be used to determine the neutrino’s longitudinal momentum — up to a twofold ambiguity — by employing the lepton and missing transverse energy



**Figure 2.**  $S/\sqrt{B}$  significances for Higgs boson masses varying from  $M_h = 110$  to  $220$  GeV after different levels of cuts. The numbers are taken from tables 4 and 7–10, which reflect in more detail the outcome of the analysis based on the `invm` selection procedure for  $e\nu_e$ +jets final states originating from the  $gg \rightarrow h \rightarrow WW$  signal and the  $W$ +jets background. Results are shown for Higgs boson masses below and above the  $WW$  mass threshold; the threshold region has been left out though. All significances were calculated according to eqs. (4.1) under the assumption of an integrated luminosity of  $\mathcal{L} = 10 \text{ fb}^{-1}$  and including electron and muon channels, i.e.  $f_\ell = 2$ .

measurements. Below the  $WW$  mass threshold one of the  $W$  bosons will be off-shell, so that the simple ansatz in calculating  $p_{\parallel, \nu_e}$  will be rather inaccurate. Hence, it a priori is not clear whether an event selection based on invariant-mass windows will give an overall picture that can be maintained in more realistic scenarios. Nevertheless here we briefly establish what kind of significances may be achievable assuming we had knowledge about the off-shellness (the actual mass) of the leptonic  $W$  boson. This will give us a benchmark, which we may use to assess more realistic reconstruction approaches.

When we apply the same analysis as above the  $WW$  threshold, we find significances as summarized in table 8 of appendix B.1. They are visualized in figure 2. The numbers demonstrate that we quickly lose sensitivity below the  $WW$  threshold, in particular for test points  $M_h \lesssim 130$  GeV. This happens for three reasons (which apply to the signal only): one factor is the decline of the total inclusive signal cross section  $\sigma_{S, \text{NNLO}}^{(0)}$  towards lower  $M_h$ , which actually is comparable to that seen for large  $M_h$ . As shown in table 1, this effect is not as drastic as one would assume from the drop in the  $h \rightarrow W^*W^*$  branching ratios;



**Figure 3.** Mass spectra  $m_{ev_{jj}'}$  after the combinatorial reconstruction of Higgs boson candidates for very wide Higgs boson mass windows. Results are shown for  $M_h = 130$  GeV and  $M_h = 180$  GeV and  $ev_e$ +jets final states originating from the  $gg \rightarrow h \rightarrow WW$  signal (peaked distributions) and the  $W$ +jets background (flat distributions).

it is partly compensated by the rising gluon-gluon fusion rate for low  $M_h$ . In contrast to the above-threshold case, there are yet two more factors coming into the equation. Firstly, the basic selection cuts affect the signal more severely;<sup>13</sup> secondly, the low  $M_h$  signals that pass the baseline selection are often penalized because of substantial off-shell effects. In particular, the Higgs boson propagator can be pushed far off-shell and the Higgs boson reconstruction will fall outside the mass window, such that the event will be discarded. The tendency for lighter Higgs bosons to go off-shell increases, since the basic cuts make it extremely unlikely for the leptonic and hadronic  $W$  masses to drop below  $\sim 30$  GeV.

Figure 3 shows the  $m_{ev_{jj}'}$  spectra including shower effects for signals and backgrounds at  $M_h = 130$  and 180 GeV after the combinatorial Higgs boson reconstruction has been applied using wide Higgs boson mass windows ( $\Delta \equiv M_h$ ). The parton showering washes out the peaks, therefore reduces and broadens them. Both signal distributions develop a softer tail above  $M_h$  as a result of the jet combinatorics. For  $M_h = 130$  GeV, the tail plateaus due to the off-shell effects mentioned earlier. Figure 3 also illustrates why the

<sup>13</sup>For  $M_h = 110$  GeV, only about 7% of the events survive, while 45–49% of the signal is kept above threshold (cf. the respective 1st rows in table 8 and 3rd rows in tables 4 and 7).

value of the significance jumps up significantly (as shown in figure 2) when we tighten the Higgs boson mass window from  $\Delta = 25$  to 10 GeV for  $M_h = 130$  GeV. This effect arises because we place our window cuts in a steeply rising  $W$ +jets background.

When we studied which choice of mass window gives us the best results in terms of separating signal from background, it came as somewhat of a surprise that we did not have to alter the additional dijet mass constraint of  $M_W - \delta < m_{jj'} < M_W + \delta$ ,  $\delta = 20$  GeV. Our studies indicate that it is helpful to have the hadronically decaying  $W$  boson to be close to its on-shell mass  $M_W$ . The  $W$  boson decaying leptonically is then forced to go off-shell ( $m_{e\nu_e} < M_W$ ), a kinematic configuration at odds with most  $W$ +jets events. Cutting on  $m_{jj'}$  therefore helps suppress the dominant background and, moreover, should also be convenient to demote the production of multi-jets efficiently.

For the tighter Higgs boson mass windows, our results show that a simple one-sided lower cut on  $m_{jj'}$ , i.e.  $m_{jj'} > M_W - \delta$  is slightly more efficient than using any type of dijet mass window. The one-sided cut improves the significances as given in table 8 by 1–2%. The removal of the upper bound on  $m_{jj'}$  has however negligible effects on selections using broad Higgs boson mass windows. As a consequence of keeping an  $m_{jj'}$  constraint the leptonically decaying  $W$  will almost always be off-shell, such that the reconstruction of the longitudinal component of the neutrino’s four-momentum cannot succeed without a good guess of the mass of the  $e\nu_e$  pair. We will address this issue in section 4.3.

#### 4.2.2 Effect of the subdominant backgrounds

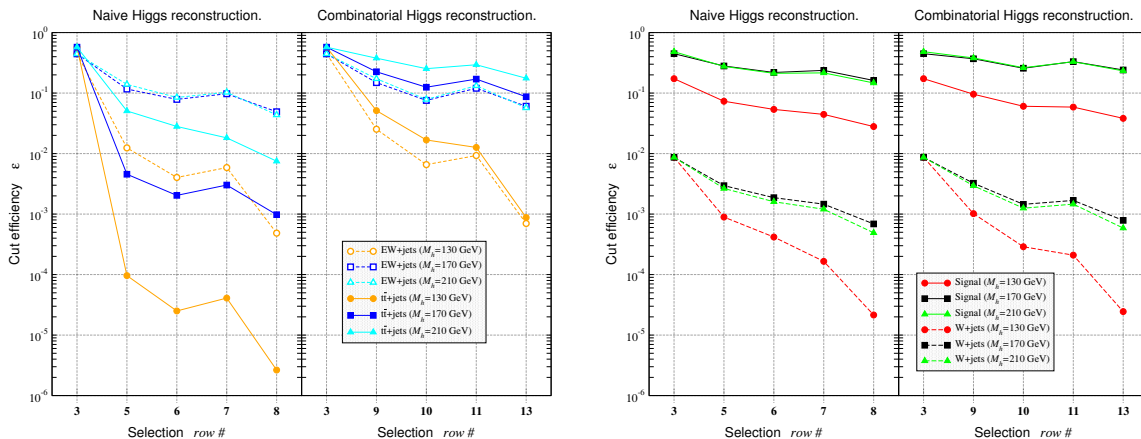
In this section, we examine to what extent the significances of the ideal Higgs boson reconstruction will be diluted by contributions from the electroweak and top-pair production of the  $e\nu_e$ +jets final states. We generally expect these contributions to be negligible, if at all, at the percent level as noted in section 3.2 where we refer to the  $D\bar{O}$  studies. However, we prefer to convince ourselves that this holds true beyond the baseline selection, since in particular the combinatorial reconstruction methods are more sensitive to the  $WW$  topology, which not only is a feature of the signal but also the electroweak background. To this end we apply the analysis as established so far, without any modification.

The first thing to notice is the total inclusive LO cross sections for these minor backgrounds are  $\mathcal{O}(1)$  pb — substantially smaller than the  $W$  production contribution.<sup>14</sup> After the application of the basic cuts, the respective inclusive  $e\nu_e$ +2-jet cross sections drop to about 0.5 pb, which is a factor of 40 below the major background. Including all the various  $K$ -factors, see table 1 and eqs. (3.7), (3.11), (3.12), we find that the total significance,

$$\frac{S}{\sqrt{B_{\text{tot}}}} = \frac{1}{\sqrt{\sum_i \left(\frac{S}{\sqrt{B_i}}\right)^{-2}}} = \left( \left(\frac{S}{\sqrt{B}}\right)^{-2} + \left(\frac{S}{\sqrt{B_{\text{ew}}}}\right)^{-2} + \left(\frac{S}{\sqrt{B_{t\bar{t}}^{\text{b-veto}}}}\right)^{-2} \right)^{-\frac{1}{2}}, \quad (4.2)$$

---

<sup>14</sup>The cross sections stated are LO-like cross sections as obtained with SHERPA: before (after) the basic cuts, we find 1.21 pb and 0.886 pb (540 fb and 508 fb) for the electroweak and  $t\bar{t}$  backgrounds, respectively; the resulting single-background significances turn out to be almost 6 and 10 times larger than the  $W$ +jets  $S/\sqrt{B}$ .

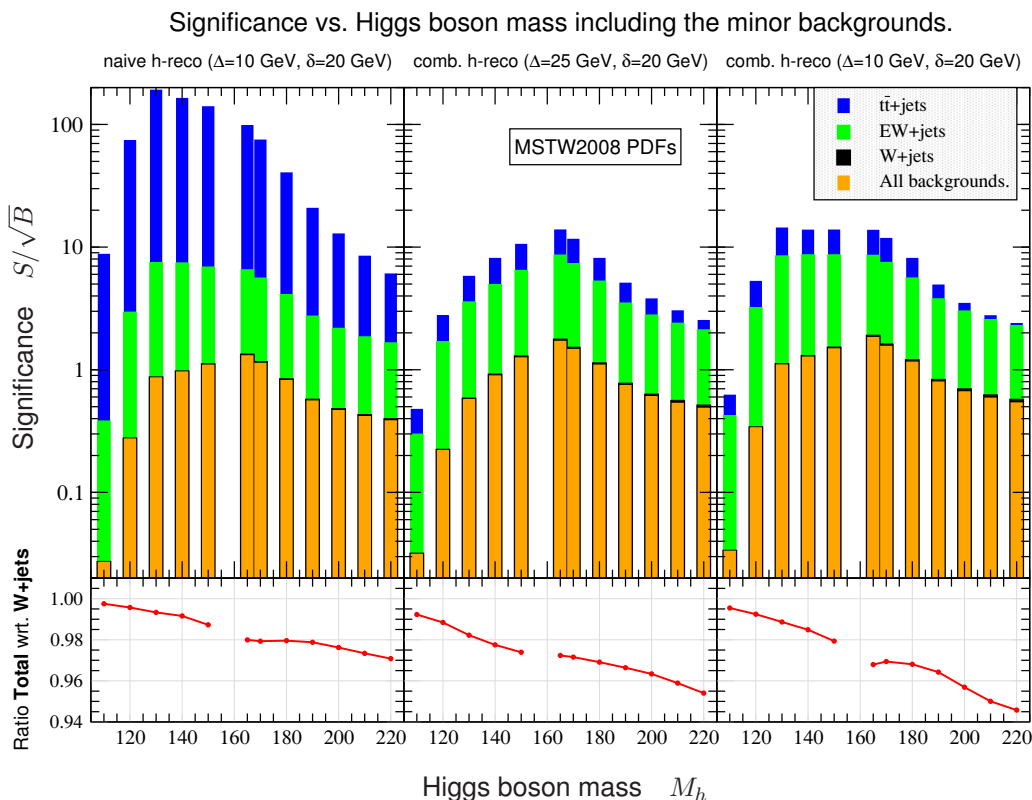


**Figure 4.** Cut efficiencies  $\varepsilon_B$  and  $\varepsilon_S$  for  $\nu_e e + \text{jets}$  final states and different `invm` naive and combinatorial Higgs boson reconstructions taking the mass points  $M_h = 130$  GeV,  $M_h = 170$  GeV and  $M_h = 210$  GeV. The selections are labelled by the row numbers as assigned in tables 4 and 7–10; row 3 marks the baseline selection (used as benchmark). The left pane exhibits the efficiencies found for the minor backgrounds — electroweak and top-antitop pair production (dashed and solid lines, respectively) — whereas the right pane displays the  $\varepsilon_B$  for the  $W + \text{jets}$  background (dashed lines) as well as the  $\varepsilon_S$  of the  $gg \rightarrow h \rightarrow WW$  signal (solid lines). The two plots to the right compared with each other nicely visualize why the combinatorial selection outperforms the naive selection: the signal cut efficiencies get increased, while, for  $W + \text{jets}$ , the cuts remain about as effective as for the naive approach. Also, notice the overall drop of the  $M_h = 130$  GeV signal curves — they illustrate the penalty in employing the same basic cuts as above the  $WW$  threshold.

at the basic selection level is only 2% smaller compared to the significance  $S/\sqrt{B}$  using only  $W + \text{jets}$ .

Switching from the baseline selection to a combinatorial selection and finite dijet mass window, the single minor-background significances improve by up to 50% above (100% below) the  $WW$  threshold. So, for beyond-baseline  $h$  reconstructions, the significance corrections owing to the inclusion of the minor backgrounds will be of the same order as before. This is documented in both figures 4 and 5. In the former we compare the cut efficiencies between all backgrounds and the signal (shown together with the  $W + \text{jets}$  background in the plots to the right in figure 4) for various naive and combinatorial Higgs boson candidate selections. Firstly, no background cut efficiency ever exceeds any of the  $\varepsilon_S$ . In all cases the background curves decrease more strongly when tightening the selection. Secondly, the pattern we observe for the minor-background cut efficiency curves resembles by and large those of the major background.<sup>15</sup> For these reasons, the single-background

<sup>15</sup>In particular, the minor-background cut efficiencies show more pronounced drops, if one enhances the baseline to a Higgs boson candidate selection, introduces the dijet mass window  $\delta$  or tightens the  $\Delta$  Higgs boson mass range. Notice that the naive Higgs boson reconstruction very efficiently beats down the  $t\bar{t}$  background. This is because the two leading jets turn out harder compared to all other cases. Interestingly, this is also the reason why the situation is different for the combinatorial reconstruction: the presence of a sufficiently large number of subleading jets makes the selection based on jet combinatorics pick a pair of soft jets. This, on the contrary, is almost too effective, in particular for Higgs boson masses above the  $WW$  threshold.



**Figure 5.** Single-background and total significances as a function of  $M_h$  for three different Higgs boson candidate invm selections as denoted on top of each panel. The  $e\nu_e$ +jets final states are generated from the  $gg \rightarrow h \rightarrow WW$  signal,  $W$ +jets, electroweak and  $t\bar{t}$  production backgrounds. All  $S/\sqrt{B_i}$  were calculated according to eqs. (4.1) assuming an integrated luminosity of  $\mathcal{L} = 10 \text{ fb}^{-1}$  and including electron and muon channels, i.e.  $f_\ell = 2$ . The total-background significances were obtained with eq. (4.2). The lower plots hold the ratios of  $S/\sqrt{B_{\text{tot}}}$  over  $S/\sqrt{B}$  for  $W$ +jets only. Note that the large  $t\bar{t}$  significances obtained by the naive selection (left panel) result from the failure of the relatively harder leading-jet pairs to satisfy the mass window constraints.

significances plotted versus  $M_h$  follow the trend found for the  $W$ +jets contribution, but remain well above the  $W$ +jets significances.<sup>16</sup> All of which is exemplified in figure 5 using three Higgs boson candidate selections, which impose a dijet mass window (corresponding to the rows 8, 11 and 13 in tables 4, 7 and 10), namely the naive method with  $\Delta = 10 \text{ GeV}$  (left panel) and the combinatorial method with the same and broader window of  $\Delta = 25 \text{ GeV}$  (middle panel). The total significances  $S/\sqrt{B_{\text{tot}}}$  resulting from combining the three single backgrounds are also shown. In fact, they only decrease by 1–5% as demonstrated by the ratio plots in the lower part of figure 5. The high  $M_h$  region is found to receive the larger,  $\mathcal{O}(5\%)$  corrections once the electroweak and  $t\bar{t}$  contributions are included in the overall background. As noted early in section 3.2, experimenters have estimated this

<sup>16</sup>Both the electroweak and  $t\bar{t}$  production significances show the same strong enhancement around  $M_h = 130 \text{ GeV}$  as a result of the effect discussed around figure 3 which is due to the use of a tight Higgs boson mass window. As for  $W$ +jets, the minor backgrounds fall rapidly for decreasing  $M_h$ .

fraction of events with 5.0% implying a 2.5% drop in significance. It is reassuring to be able to confirm this expectation with our results. Slightly contrary to the expectation, we identify the electroweak as the leading minor background in all selections.

Based on these results it is easy to conclude; at this stage of our analysis we do not have to worry about contributions from minor backgrounds. Although additional handles exist to further reduce these backgrounds or supplement the (here conservatively chosen)  $b$ -jet veto, it is of far more importance to find ways to diminish the  $W$ +jets background. We postpone this discussion until section 4.4.

### 4.3 More realistic Higgs boson reconstruction methods

Up to this point we have ignored one big problem, namely the neutrino problem. In our selection based on the reconstruction of invariant masses — which we dubbed `invm` approach — we currently treat neutrinos as if we were able to measure them like leptons. This is, of course, unrealistic and before we can talk about further significance improvements, we have to investigate in which way our analysis may fall short when switching to more experimentally motivated Higgs boson candidate selections. Under experimental conditions, missing energy is taken from the  $\vec{p}_T$  imbalance in the event. However, in our analysis we then make a small simplification and identify the missing energy with the neutrino’s transverse momentum as given by the Monte Carlo simulation.

There are multiple choices for how to proceed. Recall that whatever method we pick acts as a selection criterion; we decide which two jets to keep in the event based on these variables, therefore we want to design variables, which are best at correctly picking out the jets from a Higgs boson decay. One way to proceed is to give up complete reconstruction and to work solely with transverse quantities; this is clean and unambiguous, but we throw out information. The second approach is to attempt to guess the longitudinal neutrino momentum by requiring that some or all of the final-state objects reconstruct an object we expect, such as a  $W$  or Higgs boson. Full reconstruction then gives access to a larger set of observables, therefore keeps more handles and information, but it is also more ambiguous.

To remove some of the combinatorial headache, we use  $e\nu_e jj'$  and  $jj'$  (transverse) mass windows as before; moreover, we can impose criteria on subsets of the event. For example, if the (3-particle) mass of the visible system  $m_{e jj'}$  is greater than the test Higgs boson mass, that particular choice of jets is unphysical and we can move on to the next choice. A second constraint we often impose is that the 4-particle transverse mass does not exceed the upper bound on the Higgs boson mass window:  $m_{T,e\nu_e jj'} \leq M_h + \Delta$ . As to the definition of  $m_T$ , we generally use the definitions stated in section 2, see eqs. (2.8) and (2.9).

For our selections, we found that the distinction of the two  $m_T$  definitions in fact only matters when we calculate the 4-particle transverse masses. Accordingly, each selection comes in two versions either using  $m_{T,e\nu_e jj'}$  or  $m_{T,e\nu_e jj'}^{(\nu_e)}$ . In table 5 we summarize for each type which version is more appropriate to use and in what context. Whenever we refer to a specific selection in due course, we understand it according to the findings listed in table 5.

With these criteria in hand, the different selection methods are specified as follows:

- **mt**: we want to test a method where the final state of the Higgs boson decay will be identified purely with the help of transverse masses rather than invariant masses. To

$M_h/M_W$	pzmw	pzmh	mt	mtp
$< 2$	$m_{T, e\nu_e jj'}^{(\nu_e)}$	$m_{T, e\nu_e jj'}^{(\nu_e)}$	$m_{T, e\nu_e jj'}^{(\nu_e)}$	$m_{T, e\nu_e jj'}^{(\nu_e)}$
$> 2$	$m_{T, e\nu_e jj'}$	$m_{T, e\nu_e jj'}^{(\nu_e)}$	$m_{T, e\nu_e jj'}^{(\nu_e)}$	$m_{T, e\nu_e jj'}$

**Table 5.** The preferred choice of definition for the 4-particle transverse mass shown for each of the more realistic Higgs boson candidate selections. The  $m_T$  definitions are given in eqs. (2.8) and (2.9).

this end we calculate  $m_{T, e\nu_e jj'}$  according to eqs. (2.8) or (2.9) and prefer the final state giving us the 4-particle transverse mass closest to  $M_h$ . Owing to  $m_{T, e\nu_e jj'} \leq m_{e\nu_e jj'}$  the test mass window is placed on the lower side only,  $M_h - 2\Delta < m_{T, e\nu_e jj'} < M_h$ , with double the size as compared to the other selections. The advantage, but also disadvantage of the method is there is no reconstruction. Avoiding reconstruction eliminates uncertainties owing to constraining masses plus resolving ambiguities, but means we have no access to longitudinal and invariant-mass observables involving the neutrino.

For the next two selections, we aim to approximately determine the longitudinal momentum of the neutrino,  $p_{\parallel, \nu_e}$ , using knowledge about which value for  $m_{e\nu_e}$  should likely be reconstructed by the combined system,  $p_e + p_{\nu_e}$ .<sup>17</sup> When we write

$$\begin{aligned}
 m_{*, i\nu_e k\dots}^2 &\approx m_{i\nu_e k\dots}^2 = \\
 &= m_{ik\dots}^2 + 2 \left( \sqrt{m_{ik\dots}^2 + \vec{p}_{ik\dots}^2} \sqrt{\vec{p}_{T, \nu_e}^2 + p_{\parallel, \nu_e}^2} - \vec{p}_{T, ik\dots} \cdot \vec{p}_{T, \nu_e} - p_{\parallel, ik\dots} p_{\parallel, \nu_e} \right), \quad (4.3)
 \end{aligned}$$

using the “(in)visible” subsystem notation, we note that such problems can be solved up to a twofold ambiguity. The difference among the two selections lies in how particles are grouped in eq. (4.3) and how the twofold ambiguity is resolved.<sup>18</sup>

- **pzmw:** in this selection we use the  $W$  mass constraint to solve for the neutrino momentum:  $m_{*, e\nu_e}^2 = M_W^2$ . The ambiguity is then resolved by picking the neutrino  $p_z$  solution, which brings the reconstructed mass  $m_{e\nu_e jj'}$  more closely to the Higgs boson test mass  $M_h$ . For true signal events, it then is more likely to find the reconstructed  $m_{e\nu_e jj'}$  matching the Higgs boson mass.

The tricky part is to pick the best choice for the  $m_{*, e\nu_e}^2$  constraint — meaning is  $M_W^2$  always optimal given that the  $W$  boson may be off-shell? For **pzmw**, we do the following: first, we inspect the transverse mass,  $m_{T, e\nu_e}$ , of the  $e\nu_e$  subsystem in each event. If  $m_{T, e\nu_e} \geq M_W$  we choose  $m_{*, e\nu_e} = m_{T, e\nu_e}$ , otherwise we pick

<sup>17</sup>Provided the MET cut was passed, we assume here that all MET in the event has been produced by a single neutrino.

<sup>18</sup>If the solutions are complex-valued, we only assign the real part to describe  $p_{\parallel, \nu_e}$  with no ambiguity left to resolve.

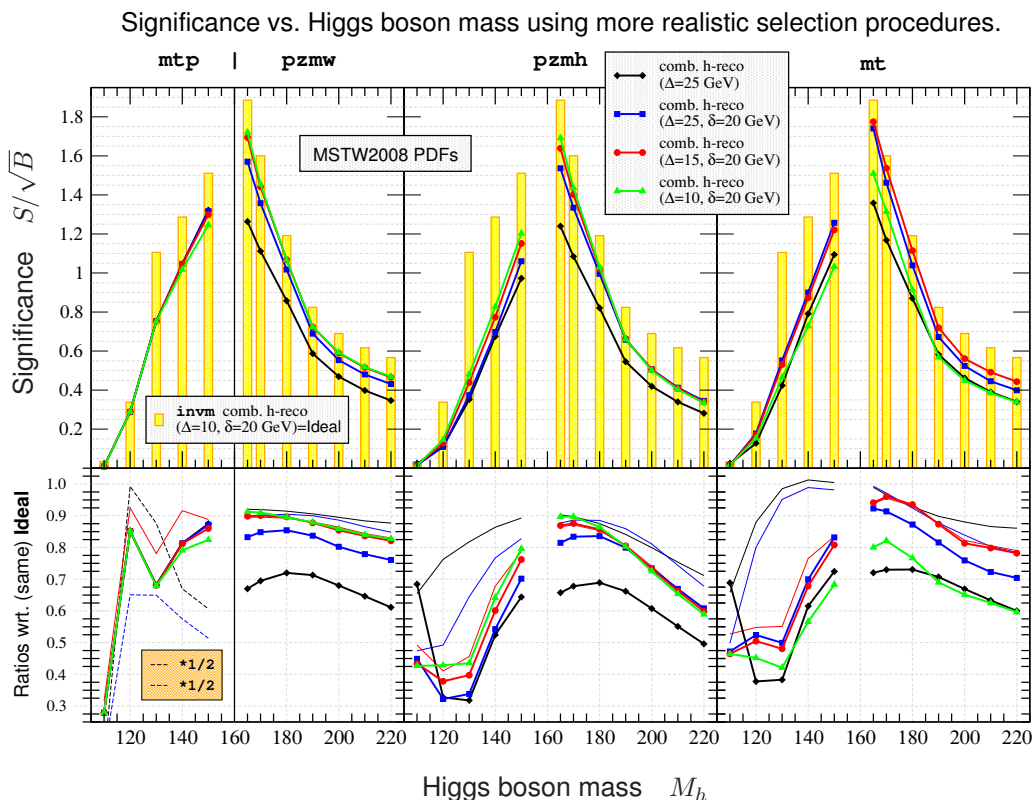


$m_{*,e\nu_e} = M_W$  as long as  $M_h > 2M_W$  or  $0.9 < m_{T,e\nu_e}/M_W < 1.0$ . That is, above and around the  $WW$  threshold, we take  $m_{e\nu_e}$  towards  $M_W$ . If below threshold and  $m_{T,e\nu_e}/M_W < 0.9$ , the mass estimate is chosen taking various subsystem invariant and transverse masses into account but enforcing  $m_{*,e\nu_e}$  to lie between  $m_{T,e\nu_e}$  and  $M_W$ . For example, if  $m_{jj'} > 2m_{T,jj'}$  we set  $m_{*,e\nu_e} = m_{T,e\nu_e jj'} - m_{jj'}$  while otherwise  $m_{*,e\nu_e} = m_{T,e\nu_e jj'} - m_{T,jj'}$  unless  $m_{e\nu_e} > m_{T,e\nu_e jj'}$  where we say  $m_{*,e\nu_e} = m_{T,e\nu_e}$ .

- **pzmh**: we again infer the neutrino’s longitudinal momentum from mass constraints. Although technically similar to **pzmw** — with the “visible” subsystem entering eq. (4.3) now being  $\{e, j, j'\}$  — we here turn the idea around and already require  $m_{e\nu_e jj'} \approx M_h$  in order to solve for  $p_{\parallel, \nu_e}$ . That is to say we enforce the combined system,  $p_{e jj'} + p_{\nu_e}$ , to mimic a Higgs boson signal mass while leaving us with reasonable leptonic  $W$  masses  $m_{e\nu_e}$  at the same time. When reconstructing the signal these observables are likely correlated, while for the background they are uncorrelated apart from kinematic constraints.

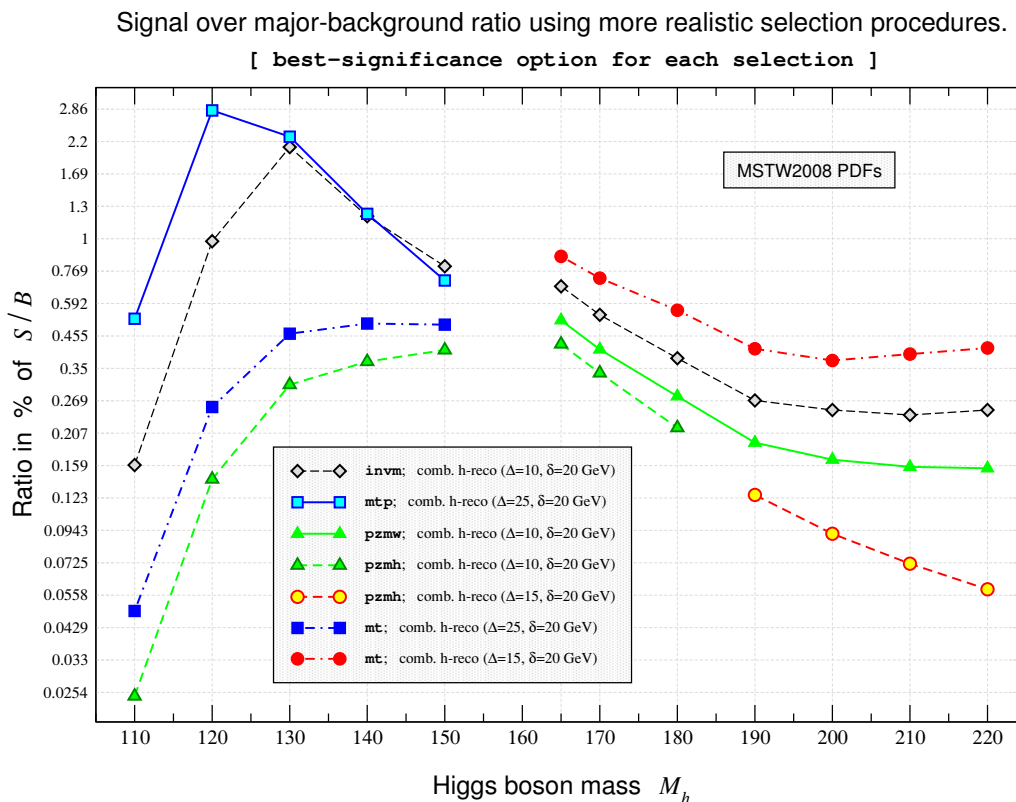
The details of the method are: we specify the target mass via  $m_{*,e\nu_e jj'} = M_h$  unless we find  $m_{T,e\nu_e jj'}/M_h \geq 0.94$ , i.e. the 4-particle transverse mass turns out too large already so that  $m_{*,e\nu_e jj'}^2 = m_{T,e\nu_e jj'}^2/0.95$  is the more appropriate choice. We approximate the leptonic  $W$  boson mass by  $m_{*,e\nu_e} = M_h - m_{jj'}$  freezing it at  $m_{*,e\nu_e} = M_W$  if this difference exceeds  $M_W$ . We however require  $\min\{m_{*,e\nu_e}\} = m_{T,e\nu_e}$ . Taking this estimate, we can form the absolute difference  $\delta m_{e\nu_e} = |m_{e\nu_e} - m_{*,e\nu_e}|$  using the reconstructed mass  $m_{e\nu_e}$  for each possible neutrino solution. In the presence of two solutions we define, as a measure of the longitudinal activity,  $b_{ij} = m_{\perp, ij} \exp |y_{ij}| = \max\{E_{ij} \pm p_{\parallel, ij}\}$  with  $m_{\perp, ij}^2 = m_{ij}^2 + p_{T, ij}^2$  and pick the solution that generates the smaller  $b_{e\nu_e}$ , i.e. the  $e\nu_e$  subsystem less likely going forward. We do so unless the other solution’s  $\delta m_{e\nu_e}$  drops below  $\delta m_{e\nu_e}$  and  $(b_{jj'} + b_{e\nu_e'})/(m_{jj'} + m_{e\nu_e'}) < (b_{jj'} + b_{e\nu_e})/(m_{jj'} + m_{e\nu_e}) + \delta x$  is satisfied; this is when we pick conversely ( $\delta x = 0.5$  if  $M_h < 2M_W$  otherwise  $\delta x = 1.0$ ). Finally, we ensure that the  $\{e, \nu_e, j, j'\}$  set minimizing  $\delta m_{e\nu_e}$  will be preferred by the overall selection among all sets reconstructing the same 4-particle mass. Note that we do not reject the selected ensemble if the  $\delta m_{e\nu_e}$  deviation becomes too large; we leave this potential to be exploited by supplemental cuts, which we discuss in section 4.4.

We explored in detail how each of these selection criteria compare to the ideal case. Figure 6 shows the significances per  $M_h$  test point that we can achieve running the different combinatorial selections for various, reasonable window parameters. In the upper panels we display them directly on top of the (quasi optimal) ideal case, i.e. the **invm** combinatorial  $h$  candidate selection. The plots on the right and in the center respectively exhibit the results of the **mt** and **pzmh** methods for the whole  $M_h$  test range. The **pzmw** method yields similar, yet slightly worse results below the  $WW$  mass threshold compared to **pzmh**. Therefore, we split the leftmost pane into two subplots: on the right, one finds the **pzmw** results for masses above threshold; on the left we then already reveal the outcome of the **mtp** selection, whose discussion we postpone until the next subsection.



**Figure 6.** Single  $W$ +jets background significances as a function of  $M_h$  for four different realistic Higgs boson candidate selections using jet combinatorics. The selection types are denoted on top of each panel. Results are shown for four different mass window parameter settings each, overlaying the sort of optimal case defined by the `invm` combinatorial  $h$  reconstruction for  $\Delta = 10, \delta = 20$  GeV, which also serves as the main reference. The  $e\nu_e$ +jets final states are generated from the signal,  $gg \rightarrow h \rightarrow WW$ , and the  $W$ +jets background. All  $S/\sqrt{B}$  were calculated according to eqs. (4.1) assuming an integrated luminosity of  $\mathcal{L} = 10 \text{ fb}^{-1}$  and including electron and muon channels, i.e.  $f_\ell = 2$ . The lower plots hold the ratios of realistic over ideal  $S/\sqrt{B}$ . The thick lines are drawn with respect to the main reference, while the thin lines are taken from comparing to the `invm` combinatorial selection relying on the same window parameters.

The bottom-row plots of figure 6 depict the respective “survival” fractions: the significance ratios for each selection and different window parameters always taken with respect to the quasi optimal case (cf. the thick lines with symbols). To indicate the net effect of the more realistic approaches, we also show in each case the significance loss relative to the `invm` selection using exactly the same mass windows as the realistic one (cf. the thin lines with no symbols). We observe serious losses, larger than 50%, if one uses selections with tighter window parameters and/or runs for  $M_h$  points further away from  $2M_W$ . The reconstruction methods (`pzmw`, `pzmh`) do not work better than 90% of the quasi optimal case. This is improved only by the `mt` approach making use of broad Higgs boson mass windows where one can reach up to about 100%. However, lowering  $\Delta$  here quickly results in losing sensitivity. Related to the quasi optimal `invm` selection, the various results point us to work with medium-sized Higgs boson mass windows always

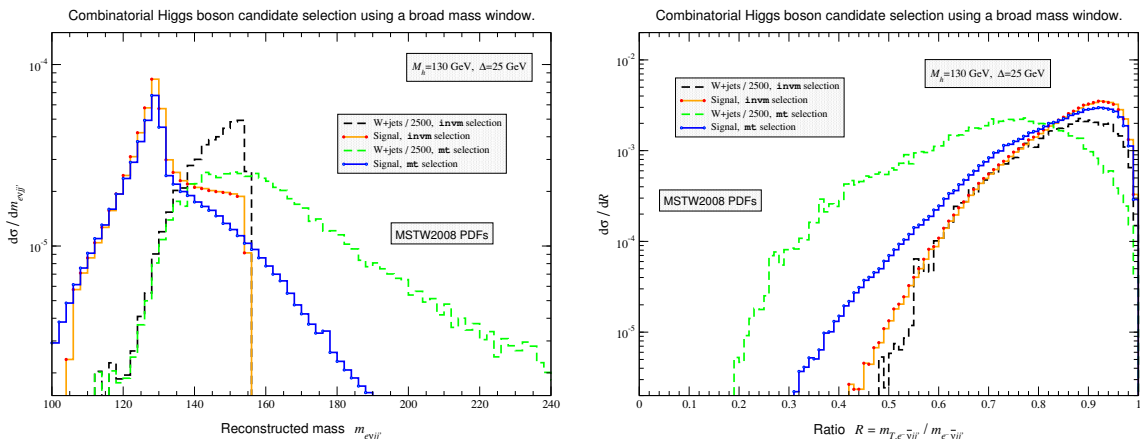


**Figure 7.**  $S/B$  ratios as a function of  $M_h$  for four types of realistic combinatorial Higgs boson candidate selections, each with their window parameters chosen as to reach maximal significance. The  $e\nu_e$ +jets final states are generated from the  $gg \rightarrow h \rightarrow WW$  signal and  $W$ +jets background. The  $S/B$  were calculated from the  $\sigma_S$  and  $\sigma_B$  as obtained after the selection, the signal  $K$ -factors of table 1 and  $K_B$  as given in eq. (3.7).

imposing the dijet mass cuts. Tighter  $\Delta$  constraints may help improve the outcome of the reconstruction types, but are of disadvantage in the measurement.

In all selections the below-threshold region is especially problematic. One might settle for 65–80% of the ideal significances, but if we want to get a better handle on the low  $h$  boson masses, in particular include the  $M_h = 130$  GeV mass point, we have to push further — which we do so in section 4.3.1.

Focusing on the above-threshold region, we see that **pzmw** slightly outperforms **pzmh** over the whole range; only for the near-threshold region up to  $M_h = 180$  GeV this is topped by the **mt** selection for medium-sized  $\Delta$  windows. This is somewhat surprising, but seems plausible, if one considers that signal events are central in rapidity and manifest themselves in larger transverse activity on average. This has to be opposed to the  $W$ +2-jets background whose events tend to populate phase space more along the beam direction, which generates  $y_{e\nu_e jj'}$  distributions peaking about half an unit away from zero rapidity. Nevertheless the differences between the 3 methods are not conclusive per se; to some extent the selections will shape distributions differently and it is easy to imagine the picture changing if additional cuts are imposed. But, one has to bear in mind, there is a second,



**Figure 8.** Differential 4-particle mass spectra  $m_{e\nu_e jj'}$  (see left panel) and  $m_{T,e^- \bar{\nu}_e jj'}/m_{e^- \bar{\nu}_e jj'}$  ratio distributions after combinatorial selection of Higgs boson candidates using a 50 GeV symmetric mass window centered at a mass of  $M_h = 130$  GeV. The *mt* selection characteristics is compared to the ideal case of choosing candidates according to the *invm* criteria. Eq. (2.8) was used to compute the *mt* criteria. All results are shown for  $e\nu_e$ +jets final states originating from the  $gg \rightarrow h \rightarrow WW$  signal (solid lines) and the  $W$ +jets background (dashed lines).

very important criterion, the ratio  $S/B$ , which one wants to maximize. For their optimal window parameters, we show in figure 7 the  $S/B$  curves of the more realistic and ideal selections as functions of  $M_h$ . Even more surprisingly than before, the *mt* outperforms the neutrino reconstruction methods and, moreover, the ideal  $S/B$  are also beaten unless  $M_h < 2 M_W$ . Based on this observation one may prefer the methods where the selection utilizes transverse masses, with the only drawback of having no  $p_{\parallel, \nu_e}$  estimate available.

### 4.3.1 More realistic reconstruction below the on-shell diboson mass threshold

We have just seen that the significances achievable in more realistic scenarios drop off considerably below the  $WW$  mass threshold, amplifying the loss already present in the ideal case. Therefore, it is of great importance to learn how the reconstruction methods described above can be applied more efficiently in the below-threshold region.

We noticed that the *mt selection* picks up background events, which often fall outside (mostly above) the Higgs boson mass window. As a result, a somewhat different class of background events survives the *mt* selection procedure compared to utilizing the *invm*, ideal, approach. This is no surprise since we have already argued that the Higgs boson decays yield an enhanced transverse production with regard to the  $W$ +2-jet background. Using  $M_h = 130$  GeV, figure 8 exemplifies this by means of the  $m_{e\nu_e jj'}$  and  $m_{T,e\nu_e jj'}/m_{e\nu_e jj'}$  ratio distributions. We clearly see the large impact on the  $W$ +jets results being a consequence of enforcing a transverse- rather than invariant-mass window. Imposing the constraint  $80 \leq m_{T,e\nu_e jj'}/\text{GeV} \leq 130$  on the background is fairly equivalent to choosing events with larger longitudinal components. This drives the associated invariant masses to higher values whereas the  $m_T/m$  ratios are shifted to lower ones.

To give a more quantitative example, we consider the case  $M_h = 130$  GeV for broad (tight) Higgs boson mass windows and  $\delta = 20$  GeV. If we select events using `mt`, then discard all those events with an invariant mass  $m_{e\nu_e jj'}$  outside  $M_h \pm 25$  (8) GeV, we find a quite impressive gain of 82% (360%). Similarly, if we use the `invm` selection and apply further cuts removing events with  $m_{T,e\nu_e jj'}$  values greater than  $M_h$  or less than  $M_h - 2\Delta = M_h - 50$  (16) GeV, we observe that  $S/\sqrt{B}$  improves by 12% (drops by 20%). As the `invm` selection has a better starting  $S/\sqrt{B}$  than `mt`, the final significances are similar in all cases, however the essential point is we can improve the significance by combining the transverse- and invariant-mass selections.

To exploit this potential in a more realistic scenario, we use (in a first phase) the `mt` selection to pick out the 4-particle system, then (in a second phase) reconstruct the neutrino momentum following the `pzmw` procedure. Compared to the ideal case, this reconstruction works rather inefficiently in identifying background events that yield invariant masses  $m_{e\nu_e jj'} > M_h + \Delta$ . As it is optimized to the features of the Higgs boson decay signal, `pzmw` generates  $m_{*,e\nu_e}$  estimates by assuming  $m_{T,e\nu_e}/m_{e\nu_e}$  ratios close to 1. For  $W$ +jets, these  $m_{*,e\nu_e}$  choices often turn out to be sufficiently smaller than the actual masses of the leptonically decaying  $W$  boson. The  $W$ +jets background usually contains an on-shell  $W$ ; a lower  $m_{*,e\nu_e}$  is therefore not ideal and tends to bring down the deconstructed, associated 4-particle masses  $m_{e\nu_e jj'}$ . As a result a good fraction of background events possessing true invariant masses exceeding the upper bound on  $m_{e\nu_e jj'}$  (see left plot of figure 8) are shuffled back into the Higgs boson mass window.

Hence, we make adjustments to the `pzmw` reconstruction used in this “symbiosis” of selections so that it performs better below threshold. The basic idea is to maximally exploit the differences of signal and background in the leptonic and hadronic  $W$  mass distributions. If, after initial `mt` selection, we constrain the transverse masses of the  $e\nu_e$  and dijet subsystems by placing cuts that favor  $m_{T,e\nu_e} \approx M_W/2$  and  $m_{T,jj'} \approx M_W$ , we enforce off-shell  $W \rightarrow e\nu_e$  decays while keeping those of  $W \rightarrow jj'$  on-shell. This is beneficial to the signal and suppresses, at the same time, the  $W$ +jets background. Here, we only add requirements on the hadronic subsystem by imposing a minimum value for  $m_{T,jj'}$ . We leave the  $m_{T,e\nu_e}$  potential to be exploited by the  $M_h$ -dependent cut optimization (which we discuss in section 4.4), since demanding an upper bound on  $m_{T,e\nu_e}$  would not only enhance `mt` but all realistic selections.

With this major adjustment, we can now design a promising `mt+pzmw` selection, which we call `mtp`:

- `mtp`: the very first part of computing  $m_{T,e\nu_e jj'}$  is identical to the `mt` selection. Subsequently, we require  $m_{T,jj'}$  to be greater than  $m_{T,jj'}^{\min} = 3.51 M_h - 0.015 M_h^2 - 135.4$  GeV, which we have parametrized in terms of  $M_h$  for convenience. This concludes the phase of testing the transverse criteria. Accepted  $\{e, \nu_e, j, j'\}$  candidates are subject to the neutrino reconstruction, whose implementation deviates from `pzmw` to some extent: we choose  $m_{*,e\nu_e} = 0.55 m_{T,e\nu_e} + 0.45 Q$  freezing it below  $m_{T,e\nu_e}$ ; here we employ  $Q = M_h - m_{jj'}$  but keep it constant above  $M_W + \delta x$  ( $\delta x = 4$  GeV). As in all other reconstruction methods we then solve for the longitudinal momentum of the

neutrino, cf. eq. (4.3), and reject the particular  $\{e, \nu_e, j, j'\}$  choice if the solutions are degenerate or generate a mean  $m_{e\nu_e jj'}$  mass deviating from  $M_h$  by more than  $\Delta' = \max\{\Delta, 20 \text{ GeV}\}$ .<sup>19</sup> In all other cases, we pick the solution giving the smaller  $|m_{e\nu_e jj'} - M_h|$  and accept it if the reconstructed  $h$  mass falls inside the  $\Delta'$  window around  $M_h$ .

The **mtp** results we can reach in terms of significance and sensitivity are known already from figures 6 and 7. The increase in  $S/\sqrt{B}$  (leftmost plot in figure 6) and  $S/B$  (figure 7) is highly visible for all of the  $h$  test masses below threshold. For the **mtp** analyses with broadest  $M_h$  windows, the significance effect is huge compared to the respective ideal selections using the same  $\Delta$  parameter. Likewise the signal over background ratio turns out similarly or even better than in the quasi optimal case.

Not only does **mtp** profit from the better selection performance, but we end up with a fully reconstructed neutrino vector, giving us access to a larger set of observables. However, because of the hard cut on  $m_{T, jj'}$ , we notice that the **mtp**-selected backgrounds are strongly sculpted, washing out a number of shape differences. The effect of the  $m_{T, jj'}$  cut moreover deteriorates as soon as  $M_h > 2M_W$ . We obtain significances similar to the other methods and since they sculpt the background less, there is no real advantage to applying **mtp** above threshold, hence, we restrict its use to the low-mass  $h$  region. On that note, it remains to be studied whether the  $S/\sqrt{B}$ ,  $S/B$  improvements came at the expense of further handles for the  $M_h$ -dependent optimization. As a possible consequence the **mtp** selection actually might be superseded by an — at this level — inferior selection once enhanced by appropriately designed cuts.

#### 4.4 Optimized selection — analyses refinements and (further) significance improvements

Having established the more realistic overall picture, we here discuss steps to achieve better signal over background discrimination. After baseline and combinatorial selections, we are interested in cuts that help further increase the significances obtained so far, i.e.  $\varepsilon_{B,i} < \varepsilon_{S,i}^2$ . Our aim is to identify observables for each  $M_h$  test point that are sufficiently uncorrelated such that simultaneous selections yield a total significance gain in the range:

$$\max \left\{ \frac{\varepsilon_{S,1}}{\sqrt{\varepsilon_{B,1}}}, \frac{\varepsilon_{S,2}}{\sqrt{\varepsilon_{B,2}}} \right\} < \frac{\varepsilon_S}{\sqrt{\varepsilon_B}} \leq \frac{\varepsilon_{S,1} \varepsilon_{S,2}}{\sqrt{\varepsilon_{B,1} \varepsilon_{B,2}}}. \quad (4.4)$$

Above relation is written out for the example of two extra handles, but easily extensible to multi-cut scenarios. As we have shown, the subdominant backgrounds have negligible effects at this level; we therefore concentrate on reducing the  $W$ +jets background, although the other backgrounds are still included in computing the total significance. In order to be conservative about mass resolutions for hadronic final states at the Tevatron, we will fix the mass window parameters as  $\Delta = \delta = 20 \text{ GeV}$ .

---

<sup>19</sup>Here, we do not adopt tight  $\Delta$  choices owing to the uncertainties intrinsic to the reconstruction of the  $p_{\parallel, \nu_e}$  component.

As we have done in earlier sections, we divide the optimized selection into three broad Higgs boson mass ranges: below threshold, near threshold, and above threshold. As we vary the Higgs boson mass  $M_h$ , we probe different kinematic configurations for the background. For the lowest  $M_h$ , many background distributions ( $H_T$ ,  $p_T$ , etc.) are steeply rising in the region of interest, cut off from below by baseline kinematics. For intermediate  $M_h$ , the backgrounds tend to be flatter or peaked, while the higher Higgs boson mass region overlaps with backgrounds that are sharply falling. This basic shape behind (many) background distributions drives which cuts are optimal for a given Higgs boson mass. We present a number of distributions in appendix B.2 to back up the many findings presented in this subsection.

The optimized analysis employs only observables constructed out of the momenta of the selected 4-particle system  $\{e, \nu_e, j, j'\}$ . More inclusive observables may be useful: for example, the scalar sum of the two selected-jet  $p_T$  versus the two hardest-jet  $p_T$ ,  $H_{T,jj'} \leftrightarrow H_{T,12}$ . However such observables may also be subject to larger uncertainties from, e.g. the modeling of hard initial-state radiation. To reduce these uncertainties one could extend the ME+PS program here, e.g. to inclusive  $W+3$ -jets, however this is beyond the scope of this study.

In the optimized analysis the longitudinal observables,  $\Delta\eta_{j,j'}$  or  $\eta_{e\nu_e jj'}$ , offer only moderate gains in significance (typically, we obtain gains on the order of 3–10% with larger gains occurring for heavy  $M_h$ ), but they are insensitive to the exact value of the Higgs boson mass and are therefore more broadly applicable. The total 4-particle pseudo-rapidity  $\eta_{e\nu_e jj'}$  can only be used in the **pzmw**, **pzmh** or **mtp** selections, since reconstruction of the neutrino is necessary. By the same logic, because the pseudo-rapidity difference between the selected jets is independent of the neutrino, cuts on  $\Delta\eta_{j,j'}$  can be used with all selections (though they are not efficient for **mtp**). We find that the requirements

$$|\Delta\eta_{j,j'}| \lesssim 1.5 \quad \text{and} \quad |\eta_{e\nu_e jj'}| \lesssim 3.0 \tag{4.5}$$

work well for the entire range of Higgs boson masses we are interested in, so we include these cuts into our optimized **pzmh/w** and **mt(p)** selections as mentioned above. In appendix B.2 we present examples of  $|\Delta\eta_{j,j'}|$  distributions (figure 12) and  $\eta_{e\nu_e jj'}$  spectra (figure 13) after un-optimized combinatorial selections, documenting the usefulness of these cuts.

The other useful observables we have found are all transverse, or in some cases based on invariant masses. Unlike the longitudinal variables, the optimal transverse variables and cut values depend strongly on the Higgs boson mass. We also find that transverse and longitudinal observables are largely uncorrelated in this study, so any gains in significance from selections in the transverse observables will add to the gains from  $|\Delta\eta_{j,j'}|$  and  $|\eta_{e\nu_e jj'}|$ . We refer to figures 14 and 15 of appendix B.2 conveniently illustrating this decorrelation for the case  $|\Delta\eta_{j,j'}|$  versus  $m_{e\nu_e jj'}$ .

**Below-threshold region.** For **pzmw** and **pzmh**, the reconstruction selections, the transverse mass of the 4-particle system,  $m_{T,e\nu_e jj'}^{(\nu_e)}$ , and (for **pzmw** at low  $M_h$ ) the transverse mass of the leptonic system,  $m_{T,e\nu_e}$ , are the best observables. This result is really just a reiteration of the fact that simple reconstruction selections work poorly for below-threshold Higgs bosons. In our effort to make **pzmh/w** more flexible and apply them

to below-threshold scenarios, we have allowed the possibility for background configurations that are inconsistent with a single parent resonance — such as 4-particle systems with  $m_{T, \nu_e jj'}^{(\nu_e)} > M_h$ . Removing this inconsistent region results in gains of  $\mathcal{O}(40\%)$ .

For **mt**, the transverse mass of the dijet system or the scalar  $p_T$  sum formed with the selected jets,  $H_{T, jj'}$ , are the most optimal, with improvements of  $\mathcal{O}(50\%)$ . The former cut takes advantage of the fact that the signal jets originate in a (real or virtual)  $W$  boson, while the background jets come primarily from ISR — information that is not exploited in the initial **mt** selection. Somewhat smaller gains come from cutting on the total selected system’s transverse momentum,  $p_{T, \nu_e jj'}$ .

For **mtp**, there is little optimization to be done. Much of the physics that is behind the optimal cuts in the **pzmh/w** or **mt** cases has already been incorporated into the selection process. Some improvement is possible by cutting out the region with very low 4-particle transverse momentum,  $p_{T, \nu_e jj'}$ .

We illustrate our findings by showing and commenting on a small collection of spectra resulting from the baseline combinatorial selections; for more details, we refer the reader to the discussion around figure 16 of appendix B.2.

**Near-threshold region.** For Higgs boson masses close to the  $WW$  threshold, the 4-particle  $p_T$  is the most powerful additional handle. In Higgs boson production, as in other colour-singlet resonance production, the  $p_{T, \nu_e jj'}$  distribution is cut off at low values by soft-gluon resummation, and falls off at high values because of parton kinematics. The result is a peaked distribution. The hard scale of the process, dictated by the Higgs boson mass, sets the initial ISR scale, thereby influencing where  $p_{T, \nu_e jj'}$  peaks. Since the Higgs boson is heavier than the  $W$  boson,  $p_{T, \nu_e jj'}$  always peaks at higher values for the signal compared to  $W$  production. Even though the dominant background for our study is  $W+2$ -jets, rather than  $W+0$ -jets, the argument still holds. The peak in  $p_{T, \nu_e jj'}$  for  $W+2$ -jets is still governed by  $M_W$  and continues to peak at lower values than the Higgs boson signal. Selection criteria change the tails of the background  $p_{T, \nu_e jj'}$  distribution, but do not affect the location of the peak. Cutting out the low- $p_{T, \nu_e jj'}$  region, improvements on the order of 20% are possible. Distributions such as  $H_{T, jj'}$ , the scalar  $p_T$  sum of the two selected jets, or  $H_{T, \nu_e jj'}$ , the  $H_T$  of the 4-particle system, also have potential discriminating power. Signal versus background distributions in the relevant variables after baseline combinatorial selections are shown in figure 17, see appendix B.2.

**Above-threshold region.** For higher masses  $M_h$ , the total amount of (transverse) energy in the  $W+jj'$  system becomes the most powerful discriminator between the signal and the background. Specifically, once  $M_h \gtrsim 200$  GeV, the  $H_T$  of the selected 4-particle system peaks at significantly higher values than the background, regardless of the selection technique. By cutting away the low- $H_T$  region, we find gains of order 25% are possible. The 4-object  $p_T$  remains a very useful observable, as does the 4-particle transverse mass. Examples of signal versus background distributions are shown in figure 18, see appendix B.2.

**Results.** The optimal or “leading” or “major” cuts for the different Higgs boson mass categories and selection methods are summarized in table 6. To give some idea how useful



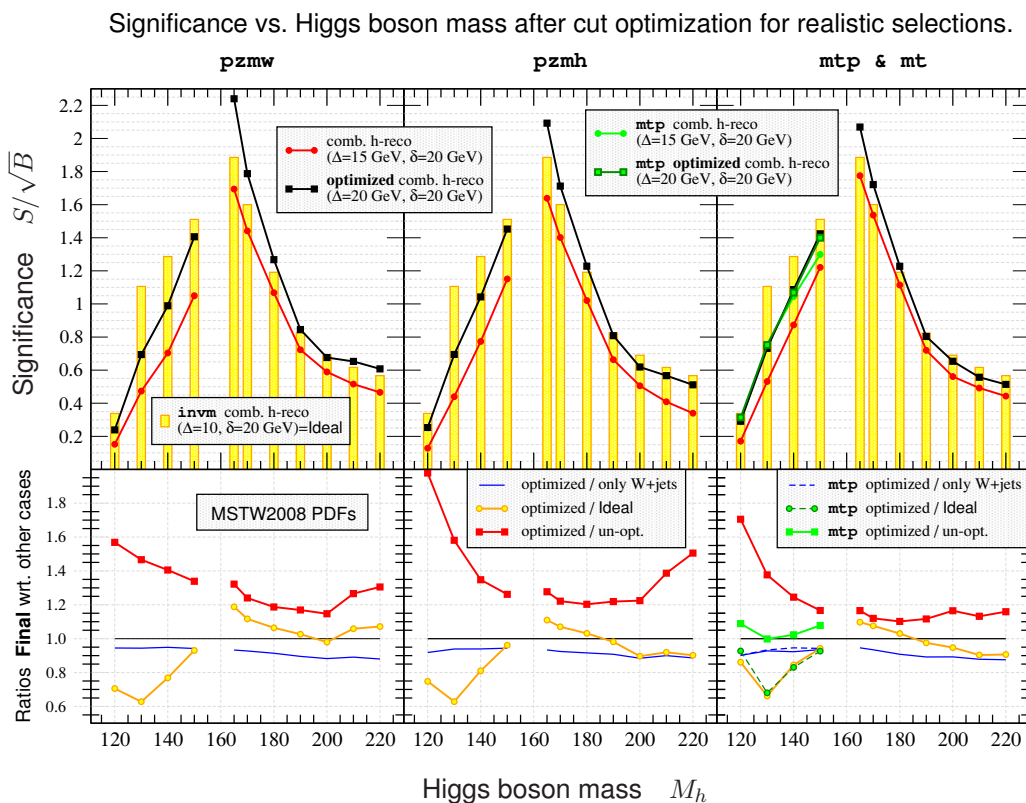
$M_h$ [GeV]	comb. $h$ -reco selection	leading = <b>major cut</b> [range in GeV]	gain [%]	subleading cut [range in GeV]	gain [%]	<b>minor cut</b> [range in GeV]	gain [%]
120	mtp	$m_{jj'}$ [75, $\infty$ ]	<b>17</b>	$H_{T,jj'}$ [76, $\infty$ ]	9	$p_{T,j}$ [38, $\infty$ ]	<b>4</b>
	mt	$m_{T,jj'}$ [72, $\infty$ ]	<b>70</b>	$H_{T,jj'}$ [72, $\infty$ ]	52	$H_{T,ev_ejj'}$ [108, $\infty$ ]	<b>6</b>
	pzmw	$m_{T,ev_e}$ [0, 40]	<b>73</b>	$m_{T,ev_ejj'}^{(\nu_e)}$ [0, 120]	38	$H_{T,jj'}$ [64, $\infty$ ]	<b>10</b>
	pzmh	$m_{T,ev_ejj'}^{(\nu_e)}$ [0, 120]	<b>63</b>	$m_{ev_ejj'}$ [0, 124]	59	$m_{\perp,jj'}$ [76, $\infty$ ]	<b>48</b>
130	mtp	$p_{T,ev_ejj'}$ [9, $\infty$ ]	<b>6</b>	$m_{T,ev_e}$ [0, 48]	4	$m_{\perp,jj'}$ [76, $\infty$ ]	<b>4</b>
	mt	$H_{T,jj'}$ [72, $\infty$ ]	<b>38</b>	$m_{T,jj'}$ [68, $\infty$ ]	31	$m_{jj'}$ [73, $\infty$ ]	<b>4</b>
	pzmw	$m_{T,ev_e}$ [0, 48]	<b>53</b>	$m_{T,ev_ejj'}^{(\nu_e)}$ [0, 130]	42	$m_{\perp,jj'}$ [72, $\infty$ ]	<b>11</b>
	pzmh	$m_{T,ev_ejj'}^{(\nu_e)}$ [0, 130]	<b>48</b>	$m_{ev_ejj'}$ [0, 134]	46	$H_{T,jj'}$ [68, $\infty$ ]	<b>25</b>
140	mtp	$p_{T,ev_ejj'}$ [12, $\infty$ ]	<b>8</b>	$H_{T,jj'}$ [68, $\infty$ ]	3	$m_{T,ev_e}$ [0, 60]	<b>3</b>
	mt	$H_{T,jj'}$ [68, $\infty$ ]	<b>24</b>	$p_{T,ev_ejj'}$ [16, $\infty$ ]	15	$p_{T,ev_ejj'}$ [15, $\infty$ ]	<b>6</b>
	pzmw	$m_{T,ev_e}$ [0, 56]	<b>30</b>	$m_{T,ev_ejj'}^{(\nu_e)}$ [0, 140]	30	$m_{\perp,jj'}$ [70, $\infty$ ]	<b>6</b>
	pzmh	$m_{T,ev_ejj'}^{(\nu_e)}$ [0, 140]	<b>29</b>	$m_{ev_ejj'}$ [0, 144]	28	$H_{T,jj'}$ [68, $\infty$ ]	<b>14</b>
150	mtp	$p_{T,ev_ejj'}$ [17, $\infty$ ]	<b>14</b>	$H_{T,ev_ejj'}$ [116, $\infty$ ]	3	$H_{T,ev_ejj'}$ [116, $\infty$ ]	<b>*</b>
	mt	$p_{T,ev_ejj'}$ [20, $\infty$ ]	<b>18</b>	$H_{T,jj'}$ [60, $\infty$ ]	10	$H_{T,jj'}$ [56, $\infty$ ]	<b>*</b>
	pzmw	$m_{T,ev_ejj'}^{(\nu_e)}$ [0, 150]	<b>20</b>	$p_{T,ev_ejj'}$ [18, $\infty$ ]	18	$p_{T,ev_ejj'}$ [18, $\infty$ ]	<b>9</b>
	pzmh	$m_{T,ev_ejj'}^{(\nu_e)}$ [0, 150]	<b>19</b>	$m_{ev_ejj'}$ [0, 154]	19	$p_{T,ev_ejj'}$ [18, $\infty$ ]	<b>9</b>
165	mt	$p_{T,ev_ejj'}$ [18, $\infty$ ]	<b>18</b>	$H_{T,ev_ejj'}$ [136, $\infty$ ]	12	$\Delta\phi_{e,\nu_e} \geq 1.9$	<b>3</b>
	pzmw	$p_{T,ev_ejj'}$ [18, $\infty$ ]	<b>18</b>	$m_{ev_ejj'}$ [0, 170]	17	$\gamma_{jj' ev_e} \leq 1.06$	<b>20</b>
	pzmh	$p_{T,ev_ejj'}$ [18, $\infty$ ]	<b>18</b>	$m_{ev_ejj'}$ [0, 170]	13	$\gamma_{jj' ev_e} \leq 1.09$	<b>15</b>
170	mt	$p_{T,ev_ejj'}$ [21, $\infty$ ]	<b>20</b>	$H_{T,ev_ejj'}$ [140, $\infty$ ]	16	$\Delta\phi_{e,\nu_e} \geq 1.7$	<b>*</b>
	pzmw	$p_{T,ev_ejj'}$ [19, $\infty$ ]	<b>20</b>	$m_{ev_ejj'}$ [0, 176]	13	$\gamma_{jj' ev_e} \leq 1.12$	<b>11</b>
	pzmh	$p_{T,ev_ejj'}$ [20, $\infty$ ]	<b>20</b>	$m_{ev_ejj'}$ [0, 176]	9	$\gamma_{jj' ev_e} \leq 1.16$	<b>9</b>
180	mt	$p_{T,ev_ejj'}$ [22, $\infty$ ]	<b>24</b>	$H_{T,ev_ejj'}$ [148, $\infty$ ]	22	$H_{T,ev_ejj'}$ [140, $\infty$ ]	<b>*</b>
	pzmw	$p_{T,ev_ejj'}$ [21, $\infty$ ]	<b>23</b>	$H_{T,jj'}$ [64, $\infty$ ]	11	$1.06 \leq \gamma_{jj' ev_e} \leq 1.22$	<b>5</b>
	pzmh	$p_{T,ev_ejj'}$ [22, $\infty$ ]	<b>24</b>	$H_{T,ev_ejj'}$ [140, $\infty$ ]	10	$m_{T,ev_ejj'}^{(\nu_e)}$ [136, 182]	<b>5</b>
190	mt	$p_{T,ev_ejj'}$ [24, $\infty$ ]	<b>28</b>	$H_{T,ev_ejj'}$ [156, $\infty$ ]	27	$H_{T,ev_ejj'}$ [148, $\infty$ ]	<b>*</b>
	pzmw	$p_{T,ev_ejj'}$ [23, $\infty$ ]	<b>24</b>	$H_{T,ev_ejj'}$ [148, $\infty$ ]	15	$1.12 \leq \gamma_{jj' ev_e} \leq 1.30$	<b>5</b>
	pzmh	$p_{T,ev_ejj'}$ [24, $\infty$ ]	<b>29</b>	$H_{T,ev_ejj'}$ [144, $\infty$ ]	17	$m_{T,ev_ejj'}^{(\nu_e)}$ [142, 194]	<b>3</b>
200	mt	$H_{T,ev_ejj'}$ [164, $\infty$ ]	<b>31</b>	$p_{T,ev_ejj'}$ [24, $\infty$ ]	28	$p_{T,ev_ejj'}$ [15, $\infty$ ]	<b>9</b>
	pzmw	$p_{T,ev_ejj'}$ [24, $\infty$ ]	<b>25</b>	$H_{T,ev_ejj'}$ [156, $\infty$ ]	20	$1.18 \leq \gamma_{jj' ev_e} \leq 1.40$	<b>6</b>
	pzmh	$p_{T,ev_ejj'}$ [27, $\infty$ ]	<b>32</b>	$H_{T,ev_ejj'}$ [156, $\infty$ ]	25	$H_{T,ev_ejj'}$ [144, $\infty$ ]	<b>4</b>
210	mt	$H_{T,ev_ejj'}$ [172, $\infty$ ]	<b>36</b>	$p_{T,ev_ejj'}$ [25, $\infty$ ]	27	$p_{T,ev_ejj'}$ [15, $\infty$ ]	<b>8</b>
	pzmw	$H_{T,ev_ejj'}$ [160, $\infty$ ]	<b>24</b>	$p_{T,ev_ejj'}$ [24, $\infty$ ]	23	$1.25 \leq \gamma_{jj' ev_e} \leq 1.45$	<b>14</b>
	pzmh	$H_{T,ev_ejj'}$ [162, $\infty$ ]	<b>36</b>	$p_{T,ev_ejj'}$ [30, $\infty$ ]	36	$1.25 \leq \gamma_{jj' ev_e} \leq 1.54$	<b>7</b>
220	mt	$H_{T,ev_ejj'}$ [180, $\infty$ ]	<b>39</b>	$m_{T,ev_ejj'}$ [174, $\infty$ ]	26	$p_{T,ev_ejj'}$ [12, $\infty$ ]	<b>8</b>
	pzmw	$H_{T,ev_ejj'}$ [168, $\infty$ ]	<b>29</b>	$p_{T,ev_ejj'}$ [24, $\infty$ ]	22	$1.31 \leq \gamma_{jj' ev_e} \leq 1.53$	<b>15</b>
	pzmh	$H_{T,ev_ejj'}$ [172, $\infty$ ]	<b>49</b>	$p_{T,ev_e}$ [56, $\infty$ ]	43	$1.30 \leq \gamma_{jj' ev_e} \leq 1.58$	<b>8</b>

**Table 6.** Leading (optimal/major) and subleading cuts for each Higgs boson mass and selection criteria (all selections are combinatorial with window parameters  $\Delta = \delta = 20$  GeV). Gain in  $S/\sqrt{B}$ , in percent, is shown after each cut. Having used the major discriminators including pseudo-rapidity cuts (see text), next in the cut hierarchy are the minor cuts shown in the two rightmost columns. The significance gains associated with them are understood in addition to the major cut improvements. Cuts marked with an asterisk have less than 2% improvement.

the single best discriminator is compared to other observables, we also show the percent increase in significance for the second best or “subleading” single discriminator. Separately we have also determined which combinations of the leading discriminator (supplemented by the respective pseudo-rapidity cuts discussed above) with a second observable give the largest (additional) increase in significance. The second, “minor” cuts of these optimal two-variable selections are summarized in the last two columns of table 6. Note that in most cases these minor cuts do not involve the same observables as the subleading cut; this is because the subleading discriminator is typically strongly correlated with the leading discriminator, and thus does not add much to the combined significance. Some ideas beyond the application of minor cuts exist; we comment in appendix B.3 on a few possible routes one can take to enhance the optimized analyses presented here.

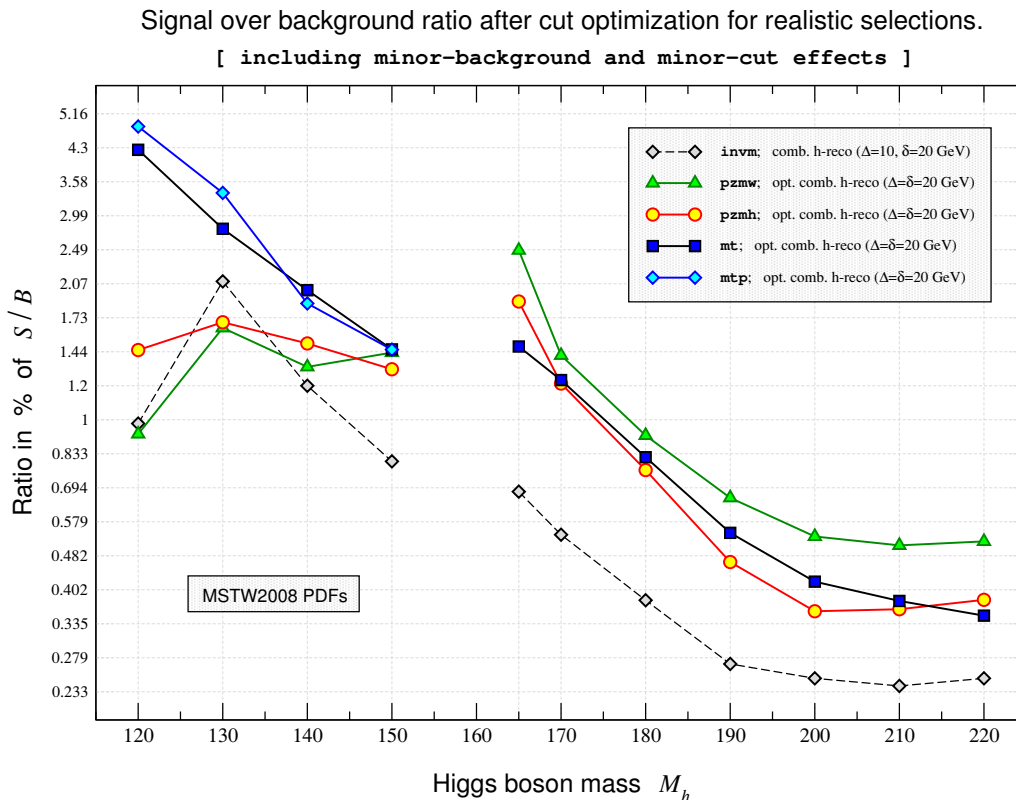
When looking for minor cuts, we found in addition to variables we have already discussed, such as  $\gamma_{jj'|e\nu_e}$  (in section 2),  $H_{T,(e\nu_e)jj'}$  and the 4-object  $p_T$ , a few other observables, namely  $p_{T,j}$ ,  $\Delta\phi_{e,\nu_e}$  and  $m_{\perp,jj'}$  to be beneficial. The first two,  $p_{T,j}$  and  $\Delta\phi_{e,\nu_e}$  are common, so we do not repeat their definitions here. The last minor cut observable,  $m_{\perp,jj'}$  is defined through  $m_{\perp,jj'}^2 = m_{jj'}^2 + p_{T,jj'}^2$  exhibiting yet another way of defining a transverse mass. The additional gains from the minor cuts are typically small, except close to the  $WW$  threshold and for the largest Higgs boson masses considered here. In particular for  $M_h > 2M_W$ , the boost of the  $jj'$  system in the reconstructed 4-object rest frame stands out as a helpful discriminator of secondary order; for more details, we refer again to appendix B.2 and the discussion around figure 19. Also, the dijet-system based handles,  $m_{\perp,jj'}$  and  $H_{T,jj'}$  yield fairly substantial extra gains, but only at low  $M_h$  if we rely on the **pzmh** method. Once jets are picked stemming from the backgrounds, the strict  $M_h$  mass reconstruction of the selected 4-object, as encoded in **pzmh** and amplified by the major cut given through  $m_{T,e\nu_e jj'}^{(\nu_e)}$ , gives rise to the selection of less energetic  $j, j'$  jets with preferred pair masses of  $m_{jj'} \sim M_W - \delta$ . The observables  $m_{\perp,jj'}$  and  $H_{T,jj'}$  exploit this fact conveniently, hence facilitate such secondary improvements, as shown in figure 19 for the example of  $M_h = 130$  GeV.

Finally, the baseline combinatorial and optimized combinatorial significances are displayed as a function of the Higgs boson mass in figure 9. The ratio plots associated with each selection in the lower part of the figure visualize the significance increase achieved by the optimization. Independent of the selection, they also indicate a  $\mathcal{O}(10\%)$  drop of significances caused by the subdominant backgrounds. Focusing on the  $S/\sqrt{B}$  ratios taken with respect to the ideal case (orange lines with circles), these ratio plots emphasize that the optimized **mt(p)** (transverse) and **pzmw** selections work best below and above the  $WW$  mass threshold, respectively. The related  $S/B$  ratios presented in figure 10 confirm these findings. They turn out to be rather small, as a consequence of maximizing the significance and trying to preserve most of the signal; both of which does not allow for imposing too restrictive cuts. Advantageously, the actual number of signal events,  $S$ , present in this  $h \rightarrow WW$  channel is not small. Except for the Higgs signal at  $M_h = 120$  GeV (with  $\mathcal{O}(4)$  expected events), the optimized analyses usually leave us with hundreds of signal events (50–300), if we assume an integrated luminosity of  $\mathcal{L} = 10 \text{ fb}^{-1}$ . Even the  $\sim 25$  signal events for  $M_h = 130$  GeV are sufficient, particularly as  $S/B$  increases to  $\sim 0.04$ .



**Figure 9.** Total significances as a function of  $M_h$  after including the subdominant backgrounds and all major plus minor cuts (as specified in the text and table 6). The results (lines with squares) are shown for the four types of more realistic Higgs boson candidate selections, which have been advertised in this work. They are denoted on top of each panel. In all cases the combinatorial approach using window parameters  $\Delta = \delta = 20$  GeV has been applied for selecting the candidate set of particles. As before in figure 6, the ideal case (i.e. the `invm` combinatorial reconstruction of the Higgs boson candidates using  $2\Delta = \delta = 20$  GeV) is taken as the main reference to compare the different results. For each combinatorial selection, the outcome (lines with circles) with no cuts applied (but using a slightly smaller mass window,  $\Delta = 15$  GeV) is also displayed to emphasize the effect of the cut optimization. Note that the effect of the minor backgrounds has been neglected in computing each of these reference curves. The  $e\nu_e + \text{jets}$  final states are generated from the signal,  $gg \rightarrow h \rightarrow WW$ , the  $W + \text{jets}$ , electroweak and  $t\bar{t}$  backgrounds. All  $S/\sqrt{B_i}$  were calculated using eqs. (4.1) and combined according to eq. (4.2) assuming an integrated luminosity of  $\mathcal{L} = 10 \text{ fb}^{-1}$  and including electron and muon channels, i.e.  $f_\ell = 2$ . The lower plots depict for each selection the ratios of optimized over un-optimized  $S/\sqrt{B}$  (lines with squares) and optimized over ideal-case reference  $S/\sqrt{B}$  (lines with circles). The thin blue lines visualize in how far the final  $S/\sqrt{B_{\text{tot}}}$  results suffer from the presence of the minor backgrounds.

Clearly, as seen from figure 9, the optimized significances for the four different Higgs boson reconstruction methods are very similar. The best significance is for Higgs boson masses close to the  $WW$  threshold, suggesting that it would be possible to achieve 95% confidence level exclusion in a stand-alone analysis. For a Higgs boson mass in the range



**Figure 10.** The  $S/B$  ratios associated with the total significances presented in figure 9. The ratios are shown as a function of  $M_h$  for the final selections: the combinatorial  $pzmw$  (triangles),  $pzmh$  (circles),  $mt$  (squares) and  $mtp$  (diamonds) selections using the window parameters  $\Delta = \delta = 20$  GeV each supplemented by their specific optimization cuts, see table 6. The reference curve (dashed line with diamonds) is the same as used in figure 7 representing the  $invm$  combinatorial reconstruction with  $2\Delta = \delta = 20$  GeV, no extra cuts applied and neglecting the impact of the minor backgrounds. The  $e\nu_e + \text{jets}$  final states were generated from  $gg \rightarrow h \rightarrow WW$  signal events, the  $W + \text{jets}$ , electroweak and  $t\bar{t}$  backgrounds. The  $S/B_i$  were calculated using the  $\sigma_S$  and  $\sigma_B$  as obtained after the final selections, the signal  $K$ -factors of table 1 and the  $K_B$  as given in eqs. (3.7), (3.11) and (3.12). Single ratios were combined according to  $S/B_{(\text{tot})} = 1/\sum_i (S/B_i)^{-1}$ .

$130 \lesssim M_h \lesssim 150$  GeV, the optimized significance is between 0.7 and 1.4. Given the additional improvements expected from a full multivariate analysis, this indicates that the semileptonic Higgs boson decay channel can make a significant contribution to Higgs boson exclusion in this mass range.

## 5 Conclusions, caveats, and prospects

We have presented a systematic study of the prospects for extending the Tevatron exclusion reach for a Standard Model Higgs boson by including the final states arising from semileptonic Higgs boson decays. We have used a realistic simulation of the Higgs signal and the relevant Standard Model background processes to exhibit the kinematic differences between the signal and background. We have used three qualitatively different approaches to ex-

tracting the event kinematics, one based on transverse observables and the others based on approximate event-by-event full reconstruction. We have shown that all three approaches give similar results when one optimizes selections based on several discriminating observables. The details of the optimization depend on the Higgs boson mass, and in particular on whether it is below, near, or above the threshold for decay to two on-shell  $W$  bosons.

The optimized significances that we have achieved are not sufficient for stand-alone Higgs boson exclusion except in the most favorable case where the Higgs boson mass is close to threshold. However the sensitivities shown here are certainly promising as ingredients to a combined multi-channel analysis.

One important caveat is that the signal to background ratios for this type of analysis are fairly small, on the order of a percent, as illustrated in figure 10. This means that Higgs boson exclusion is sensitive to relatively small systematic errors in the modeling of the backgrounds, notably the dominant background from  $W$ +jets. However we have shown here that an experimental analysis has multiple over-constrained handles on the kinematic features of the data, providing extra cross-checks. In addition, the Higgs boson candidate selection employed here to identify the two jets from the Higgs boson decay is by design rather stable against effects from extra hard radiation; this reduces the uncertainty in the background modeling.

The techniques described here are applicable to Higgs boson searches at the CERN Large Hadron Collider (LHC). At 7 TeV center-of-mass collision energy, the Higgs boson production cross section increases by a factor of  $\sim 30$ , while the  $W$ +jets background increases by a factor of  $\sim 20$ . With no hard upper limit of the amount of data available, one can use more restrictive selections and improve both the signal to background ratio and the overall significance. A recent analysis by the ATLAS collaboration [116, 117] employed a 4-object invariant-mass reconstruction and a dijet mass window similar to the baseline naive analysis used here, but applied to the heavy Higgs boson mass region  $M_h > 240$  GeV. A CMS study [118] looked at the enhanced signal to background ratio provided by focusing on VBF production (and thus requiring two extra forward jets). Because of the large branching fraction, the  $h \rightarrow WW$  semileptonic mode (and related channels [119–121]) might prove to be observable at the LHC over a larger mass range than the  $h \rightarrow WW$  dilepton mode [122, 123] (and related channels [124–126]); thus it could play a critical role in establishing the nature of electroweak symmetry breaking, in the event that the Higgs boson mass is  $\sim 120$  GeV.

## Acknowledgments

We would like to thank Bogdan Dobrescu for many lively and stimulating discussions. We would also like to thank Thomas Becher, Li Lin Yang, Tanju Gleisberg, Frank Petriello, John Campbell and Ciaran Williams for their help in accomplishing necessary cross-checks. We are grateful to Frank Krauss and Frank Siebert, as well as all other members of the SHERPA collaboration for their continuous support. We gratefully acknowledge useful discussions with Bob Hirosky and Lidija Zivkovic, as well as Lance Dixon, Gavin Salam, Walter Giele, Rakhi Mahbubani, Patrick Fox and Agostino Patella.

## A Monte Carlo event generation

### A.1 Leading-order cross sections

Here we briefly report on the tests we have done to convince ourselves of the correctness of the SHERPA leading-order cross section calculations. We found satisfactory or better agreement in all our cross-checks, which we briefly summarize here:

- For the case of  $h \rightarrow e^- \bar{\nu}_e pp$  decays, we have compared SHERPA's branching ratios with those obtained by multiplying the HDECAY results for  $B_{W^*W^*}$  given in table 1 times the PDG literature numbers for  $B(W \rightarrow e\nu_e) \times B(W \rightarrow pp) = 0.1075 \times 0.676$ . Using AMEGIC++'s mode of calculating partial widths of  $1 \rightarrow N$  processes, we determined  $B_{e^- \bar{\nu}_e pp} = \Gamma(h \rightarrow e^- \bar{\nu}_e pp) / \Gamma_h$  for the various Higgs boson masses and respective widths of table 1. The differences seen are at most on the few-percent level.
- With the explicit knowledge of the SHERPA branching fractions we were able to extract Higgs boson production rates at LO from the SHERPA signal cross section calculations according to

$$\sigma_{ggh}^{\text{LO}} = \frac{\Gamma_h}{\Gamma(h \rightarrow e^- \bar{\nu}_e pp)} \sigma_{e^- \bar{\nu}_e pp}^{(0)} = \frac{\sigma_{e^- \bar{\nu}_e pp}^{(0)}}{B_{e^- \bar{\nu}_e pp}}. \quad (\text{A.1})$$

The numbers that we obtained from this procedure compare well to numbers of other LO calculations, for example the LO rates as evaluated in MCFM or provided by Becher and Yang for verification purposes [127].

- SHERPA LO rates were computed for both finite top masses and in the infinite top-mass limit. The ratio of the former over the latter cross section, given as

$$\frac{\sigma_S^{(0)}}{\sigma_{S, m_t \rightarrow \infty}^{(0)}} = \left| I \left( \frac{m_t^2}{M_h^2} \right) \right|^2, \quad (\text{A.2})$$

singles out the dependence on the top mass versus Higgs boson mass ratio, which is encoded by the function

$$I(x) = 6x + 3x(4x - 1) \left\{ \frac{\Theta(1 - 4x)}{2} \left[ \ln \left( \frac{1 + \sqrt{1 - 4x}}{1 - \sqrt{1 - 4x}} \right) - i\pi \right]^2 - 2\Theta(4x - 1) \arcsin^2 \left( \frac{1}{2\sqrt{x}} \right) \right\}. \quad (\text{A.3})$$

Note that  $|I(x)|^2$  attains unity as  $x \rightarrow \infty$ , while it vanishes for  $x \rightarrow 0$ . Comparing the numerical cross section ratios with the analytical values for  $|I(x)|^2$ , we found excellent agreement over the entire Higgs boson mass range considered in this study.

## A.2 NLO calculations versus CKKW ME+PS merging

When compared to NLO calculations, it is evident that SHERPA's CKKW merging approach does not account for the virtual corrections to  $V$ +jets in their entirety.<sup>20</sup> The only contributions enter through Sudakov form-factor terms at leading-logarithmic accuracy used in the parton shower and to reweight the tree-level matrix elements. The real-emission corrections however are included on a fairly comparable level with respect to full NLO calculations. Unless one decides for a fixed-scale choice at NLO, both approaches determine the strong-coupling scales dynamically, i.e. on an event-by-event basis, taking the kinematic configuration of the event into account. For all these reasons, it then occurs that the CKKW shapes of distributions emerge in many cases quite similarly to those evaluated at NLO,<sup>21</sup> making an application of global  $K$ -factors feasible.<sup>22</sup> The treatment to fix the strong couplings is different when multiple scales are present. While at NLO the scales are set uniformly such that all  $\alpha_s$  factors obtain the same value, in the CKKW method they are set locally by the procedure itself, cf. [91, 136, 93] for example. This is known as  $\alpha_s$  reweighting, constituting the second component of the matrix-element reweighting of the CKKW method. The assignment of the scales proceeds hierarchically based on the splitting history, which is identified by the  $k_T$  jet cluster algorithm when applied to the initial matrix-element configuration considering physical parton combinations only. The nodal  $k_T$  values found by the clustering can be interpreted as the relative transverse momenta of the identified splittings. They are then used as the scales for the strong-coupling constants replacing the predefined choice of the initial matrix-element generation. It would be interesting to see if a hierarchical scale setting can further stabilize NLO results, but no such  $\alpha_s$  reweighting has been completely worked out, let alone established yet for NLO calculations.

## B Analysis side studies and additional material

### B.1 Ideal Higgs boson reconstruction analyses

We first complete the presentation of our section 4.2 main results by showing tables 7 and 8 where we display the numbers associated with the high and low Higgs boson mass region, respectively. As in table 4 we list the signal and  $W$ +jet background cross sections, selection efficiencies,  $S/B$  ratios and significances at different analysis levels. All cuts, the selection procedures, the layout of the tables and the interpretation of the results given in the tables

<sup>20</sup>For a brief summary of the basics of the CKKW merging, see ref. [93]. For the current generation of SHERPA Monte Carlo programs, the ME+PS facilities have been extended to allow for truncated showering, which is a major refinement over the CKKW approach, see refs. [99, 128, 129].

<sup>21</sup>More recent versions of SHERPA, from version 1.2.3 on, have been enhanced by the means to generate, for a number of important processes, events at the hadron level with a rate correct at next-to-leading order in  $\alpha_s$  [108, 109, 130]. To make this work, SHERPA relies on interfacing external one-loop amplitude generators like MCFM [84, 131], BLACKHAT [132, 133] or, more generally, via the Binoth Les Houches Accord [134]. Because of the complexity of the procedure, such improvements are not yet available for arbitrary processes, in particular the multi-jet final states we are interested in.

<sup>22</sup>For example, in [31] a global  $K$ -factor of magnitude 1.33 with respect to the total inclusive cross section as measured by CDF [135] was applied to achieve a good agreement between the data and the SHERPA predictions for inclusive jet multiplicity and transverse momentum distributions.

cuts & selections	$2 \Delta/GeV$	$\sigma_S/fb$	$\sigma_B/fb$	$S/B$	$\sigma_S/fb$	$\sigma_B/fb$	$S/B$	$\sigma_S/fb$	$\sigma_B/fb$	$S/B$
		$\varepsilon_S$	$\varepsilon_B$	$S/\sqrt{B}$	$\varepsilon_S$	$\varepsilon_B$	$S/\sqrt{B}$	$\varepsilon_S$	$\varepsilon_B$	$S/\sqrt{B}$
$M_h/GeV$	$[\delta/GeV]$	190 [20]			200 [20]			210 [20]		
$\sigma^{(0)}$		9.862	$220 \cdot 10^4$	$96 \cdot 10^{-7}$	7.827	$220 \cdot 10^4$	$75 \cdot 10^{-7}$	6.473	$220 \cdot 10^4$	$61 \cdot 10^{-7}$
		1.0	1.0	<b>0.10</b>	1.0	1.0	<b>0.08</b>	1.0	1.0	<b>0.06</b>
lepton & MET cuts		5.561	$984 \cdot 10^3$	$12 \cdot 10^{-6}$	4.433	$984 \cdot 10^3$	$95 \cdot 10^{-7}$	3.689	$984 \cdot 10^3$	$78 \cdot 10^{-7}$
		0.564	0.45	<b>0.08</b>	0.566	0.45	<b>0.07</b>	0.570	0.45	<b>0.05</b>
as above & $\geq 2$ jets		4.586	$191 \cdot 10^2$	$51 \cdot 10^{-5}$	3.709	$191 \cdot 10^2$	$41 \cdot 10^{-5}$	3.128	$191 \cdot 10^2$	$34 \cdot 10^{-5}$
		0.465	0.0087	<b>0.50</b>	0.474	0.0087	<b>0.40</b>	0.483	0.0087	<b>0.33</b>
as above & $ \tilde{m}_{j_1 j_2} - 80  < \tilde{\delta}$		2.533	6997	$77 \cdot 10^{-5}$	2.007	6997	$60 \cdot 10^{-5}$	1.671	6997	$50 \cdot 10^{-5}$
		0.257	0.0032	<b>0.46</b>	0.256	0.0032	<b>0.36</b>	0.258	0.0032	<b>0.29</b>
naive $h$ -reco	50	2.699	6644	$87 \cdot 10^{-5}$	2.146	6303	$72 \cdot 10^{-5}$	1.789	5837	$64 \cdot 10^{-5}$
		0.274	0.0030	<b>0.50</b>	0.274	0.0029	<b>0.40</b>	0.276	0.0027	<b>0.34</b>
naive $h$ -reco	30	2.082	4062	0.0011	1.649	3805	$91 \cdot 10^{-5}$	1.374	3521	$81 \cdot 10^{-5}$
		0.211	0.0018	<b>0.49</b>	0.211	0.0017	<b>0.40</b>	0.212	0.0016	<b>0.34</b>
naive $h$ -reco $ \tilde{m}_{j_1 j_2} - 80  < \tilde{\delta}$	48	2.177	3483	0.0013	1.699	3151	0.0011	1.397	2649	0.0011
		0.221	0.0016	<b>0.56</b>	0.217	0.0014	<b>0.45</b>	0.216	0.0012	<b>0.40</b>
naive $h$ -reco $ \tilde{m}_{j_1 j_2} - 80  < \tilde{\delta}$	20	1.488	1565	0.0020	1.159	1312	0.0019	0.9518	1080	0.0018
		0.151	$71 \cdot 10^{-5}$	<b>0.57</b>	0.148	$60 \cdot 10^{-5}$	<b>0.48</b>	0.147	$49 \cdot 10^{-5}$	<b>0.43</b>
comb. $h$ -reco	50	3.666	7296	0.0011	2.937	6946	$89 \cdot 10^{-5}$	2.464	6465	$79 \cdot 10^{-5}$
		0.372	0.0033	<b>0.65</b>	0.375	0.0032	<b>0.52</b>	0.381	0.0029	<b>0.45</b>
comb. $h$ -reco	20	2.545	3145	0.0017	2.031	2964	0.0014	1.699	2756	0.0013
		0.258	0.0014	<b>0.69</b>	0.260	0.0013	<b>0.56</b>	0.262	0.0013	<b>0.48</b>
comb. $h$ -reco $ \tilde{m}_{j j'} - 80  < \tilde{\delta}$	50	3.243	4088	0.0017	2.573	3755	0.0014	2.138	3211	0.0014
		0.329	0.0019	<b>0.77</b>	0.329	0.0017	<b>0.62</b>	0.330	0.0015	<b>0.55</b>
comb. $h$ -reco $ \tilde{m}_{j j'} - 80  < \tilde{\delta}$	30	2.806	2662	0.0023	2.205	2314	0.0020	1.823	1925	0.0020
		0.284	0.0012	<b>0.82</b>	0.282	0.0011	<b>0.68</b>	0.282	$88 \cdot 10^{-5}$	<b>0.61</b>
comb. $h$ -reco $ \tilde{m}_{j j'} - 80  < \tilde{\delta}$	20	2.333	1830	0.0027	1.829	1555	0.0025	1.507	1293	0.0024
		0.237	$83 \cdot 10^{-5}$	<b>0.82</b>	0.234	$71 \cdot 10^{-5}$	<b>0.69</b>	0.233	$59 \cdot 10^{-5}$	<b>0.62</b>
comb. $h$ -reco $ \tilde{m}_{j j'} - 80  < \tilde{\delta}$	16	2.066	1484	0.0030	1.617	1255	0.0027	1.331	1029	0.0027
		0.209	$67 \cdot 10^{-5}$	<b>0.81</b>	0.207	$57 \cdot 10^{-5}$	<b>0.68</b>	0.206	$47 \cdot 10^{-5}$	<b>0.61</b>
comb. $h$ -reco $ \tilde{m}_{j j'} - 80  < \tilde{\delta}$	10	1.436	921.6	0.0033	1.121	773.9	0.0030	0.9215	632.3	0.0030
		0.146	$42 \cdot 10^{-5}$	<b>0.71</b>	0.143	$35 \cdot 10^{-5}$	<b>0.60</b>	0.142	$29 \cdot 10^{-5}$	<b>0.54</b>

**Table 7.** Impact of the different levels of cuts on the  $ev_e$ +jets final states for the  $gg \rightarrow h \rightarrow WW$  production and decay signal and the  $W$ +jets background as obtained from SHERPA. Cross sections  $\sigma_S$ ,  $\sigma_B$ , acceptances  $\varepsilon_S$ ,  $\varepsilon_B$  and  $S/B$ ,  $S/\sqrt{B}$  ratios are shown for Higgs boson masses of  $M_h = 190$ , 200 and 210 GeV. Note that  $\tilde{m}_{ij} = m_{ij}/GeV$  and  $\tilde{\delta} = \delta/GeV$ . Significances were calculated using eqs. (4.1) assuming  $\mathcal{L} = 10 \text{ fb}^{-1}$  of integrated luminosity, counting both electrons and muons and combining Tevatron experiments.

have been discussed in detail in section 4.2. Note that the rightmost column of table 10 carries the outcomes for the test mass point  $M_h = 220$  GeV.

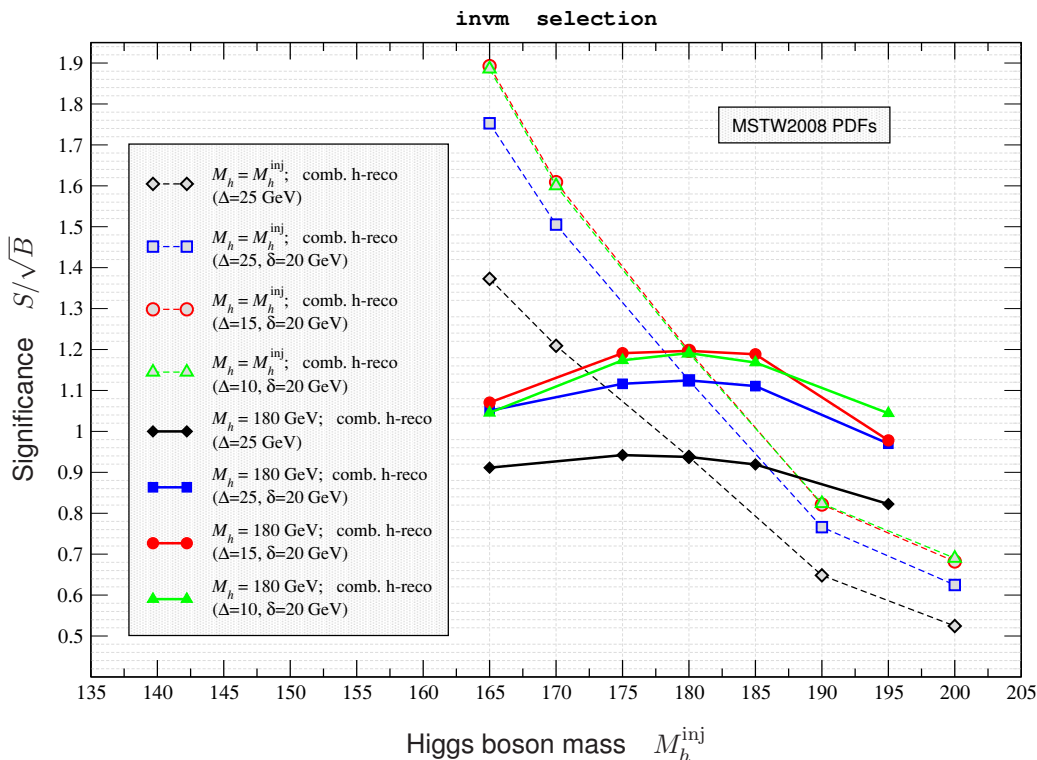


cuts & selections	$2\Delta/\text{GeV}$	$\sigma_S/\text{fb}$	$\sigma_B/\text{fb}$	$S/B$	$\sigma_S/\text{fb}$	$\sigma_B/\text{fb}$	$S/B$	$\sigma_S/\text{fb}$	$\sigma_B/\text{fb}$	$S/B$
		$\varepsilon_S$	$\varepsilon_B$	$S/\sqrt{B}$	$\varepsilon_S$	$\varepsilon_B$	$S/\sqrt{B}$	$\varepsilon_S$	$\varepsilon_B$	$S/\sqrt{B}$
$M_h/\text{GeV}$ [ $\delta/\text{GeV}$ ]		110 [20]			120 [20]			130 [20]		
lepton & MET cuts & $\geq 2$ jets		0.2254	19080	$27\cdot 10^{-6}$	0.8017	19080	$97\cdot 10^{-6}$	2.260	19080	$27\cdot 10^{-5}$
		0.0673	0.0087	<b>0.027</b>	0.104	0.0087	<b>0.095</b>	0.173	0.0087	<b>0.27</b>
naive $h$ -reco	50	0.02723	321.2	$20\cdot 10^{-5}$	0.2132	969.2	$51\cdot 10^{-5}$	0.9580	1963	0.0011
		0.00813	$15\cdot 10^{-5}$	<b>0.025</b>	0.0276	$44\cdot 10^{-5}$	<b>0.11</b>	0.0733	$89\cdot 10^{-5}$	<b>0.35</b>
naive $h$ -reco $ \tilde{m}_{j_1 j_2} - 80  < \tilde{\delta}$	48	0.00873	34.23	$59\cdot 10^{-5}$	0.1160	90.62	0.0029	0.5804	363.7	0.0037
		0.00261	$16\cdot 10^{-6}$	<b>0.024</b>	0.0150	$41\cdot 10^{-6}$	<b>0.20</b>	0.0444	$17\cdot 10^{-5}$	<b>0.49</b>
comb. $h$ -reco	50	0.04236	392.8	$25\cdot 10^{-5}$	0.3000	1131	$61\cdot 10^{-5}$	1.253	2239	0.0013
		0.0126	$18\cdot 10^{-5}$	<b>0.035</b>	0.0389	$51\cdot 10^{-5}$	<b>0.15</b>	0.0959	0.0010	<b>0.43</b>
comb. $h$ -reco $ \tilde{m}_{jj'} - 80  < \tilde{\delta}$	50	0.01252	41.87	$69\cdot 10^{-5}$	0.1515	124.0	0.0028	0.7673	461.3	0.0038
		0.00374	$19\cdot 10^{-6}$	<b>0.032</b>	0.0196	$56\cdot 10^{-6}$	<b>0.22</b>	0.0587	$21\cdot 10^{-5}$	<b>0.58</b>
comb. $h$ -reco $ \tilde{m}_{jj'} - 80  < \tilde{\delta}$	20	0.00607	8.805	0.0016	0.1017	23.97	0.0098	0.4995	53.81	0.021
		0.00181	$40\cdot 10^{-7}$	<b>0.033</b>	0.0132	$11\cdot 10^{-6}$	<b>0.34</b>	0.0382	$24\cdot 10^{-6}$	<b>1.11</b>
$M_h/\text{GeV}$ [ $\delta/\text{GeV}$ ]					140 [20]			150 [20]		
lepton & MET cuts & $\geq 2$ jets					4.316	19080	$52\cdot 10^{-5}$	6.343	19080	$77\cdot 10^{-5}$
					0.250	0.0087	<b>0.51</b>	0.328	0.0087	<b>0.75</b>
naive $h$ -reco	50				2.213	3230	0.0016	3.642	4593	0.0018
					0.128	0.0015	<b>0.63</b>	0.188	0.0021	<b>0.88</b>
naive $h$ -reco $ \tilde{m}_{j_1 j_2} - 80  < \tilde{\delta}$	48				1.374	924.4	0.0034	2.509	1662	0.0035
					0.0795	$42\cdot 10^{-5}$	<b>0.73</b>	0.130	$76\cdot 10^{-5}$	<b>1.00</b>
comb. $h$ -reco	50				2.902	3637	0.0018	4.778	5103	0.0022
					0.168	0.0017	<b>0.78</b>	0.247	0.0023	<b>1.09</b>
comb. $h$ -reco $ \tilde{m}_{jj'} - 80  < \tilde{\delta}$	50				1.877	1121	0.0038	3.487	1968	0.0041
					0.109	$51\cdot 10^{-5}$	<b>0.91</b>	0.180	$89\cdot 10^{-5}$	<b>1.28</b>
comb. $h$ -reco $ \tilde{m}_{jj'} - 80  < \tilde{\delta}$	20				1.213	234.1	0.012	2.462	704.8	0.0080
					0.0701	$11\cdot 10^{-5}$	<b>1.29</b>	0.127	$32\cdot 10^{-5}$	<b>1.51</b>

**Table 8.** Impact of the different levels of cuts on the  $e\nu_e$ +jets final states for the  $gg \rightarrow h \rightarrow WW$  production and decay signal and the  $W$ +jets background as obtained from SHERPA. Cross sections  $\sigma_S$ ,  $\sigma_B$ , acceptances  $\varepsilon_S$ ,  $\varepsilon_B$  and  $S/B$ ,  $S/\sqrt{B}$  ratios are shown for Higgs boson masses below the on-shell diboson mass threshold from  $M_h = 110$  GeV to  $M_h = 150$  GeV. Note that  $\tilde{m}_{ij} = m_{ij}/\text{GeV}$  and  $\tilde{\delta} = \delta/\text{GeV}$ . The significances were calculated according to eqs. (4.1) assuming  $\mathcal{L} = 10 \text{ fb}^{-1}$  of integrated luminosity, counting both electrons and muons and combining Tevatron experiments. The layout of the table is the same as in tables 4 and 7, however a smaller number of Higgs boson candidate selections is shown.

One remark shall be added regarding the magnitude of off-shell effects. The loss one faces due to off-shell Higgs bosons can be read off table 8 by comparing the acceptances after baseline (1st rows) and combinatorial Higgs boson selection (4th rows). While above the  $WW$  mass threshold the losses on the signal (background) are rather uniform and

Significance vs. Higgs boson mass as injected for the signal generation.



**Figure 11.**  $S/\sqrt{B}$  significances as a function of injected Higgs boson masses varying from  $M_h^{\text{inj}} = 165$  GeV to 200 GeV for different mass window parameters  $\Delta$  and  $\delta$ . Results of two combinatorial analyses based on the `invm` reconstruction are shown: one using the default setting  $M_h = M_h^{\text{inj}}$  (dashed lines), the other where the hypothesized Higgs boson mass is fixed at  $M_h = 180$  GeV (solid lines). For the different injected Higgs boson masses, the  $e\nu_e + \text{jets}$  final states are generated from the  $gg \rightarrow h \rightarrow WW$  signal and the  $W + \text{jets}$  production background. All significances were calculated according to eqs. (4.1) taking only the dominant background into account and under the assumption of an integrated luminosity of  $\mathcal{L} = 10 \text{ fb}^{-1}$ , including electron and muon channels, i.e.  $f_\ell = 2$ .

mild (significant) ranging from 1.2–1.3 (2.6–3.2), they steadily increase for decreasing  $M_h$ , approaching 1.8 and 5.3 at  $M_h = 130$  GeV and  $M_h = 110$  GeV, respectively. The background loss factors turn huge (up to 48) because of the steeply falling  $m_{e\nu_e jj'}$  spectrum (cf. figure 3), but this cannot overcome the smallness of  $S/\sqrt{B}$  due to the signal reduction.

We now present the results of our side studies, which we decided to put in an appendix in order to not distract the flow of the main body.

The Higgs boson masses used in the analyses are, of course, hypothetical. However, we only considered the obvious scenario where the test mass  $M_h$  has been set equal to the Higgs boson mass  $M_h^{\text{inj}}$  injected while generating the signal predictions. It is clear that one scans over a range of masses when pursuing an analysis, and here we do it in steps of 10 GeV; still the actual Higgs boson mass could deviate as much as 5 GeV from the assumed mass. Hence, we want to briefly study how strongly the `invm` Higgs boson candidate selections and their related significances depend on the match between the test and injected Higgs

cuts & selections	$2\Delta/$	$\sigma_S/\text{fb}$	$\sigma_B/\text{fb}$	$S/B$	$\sigma_S/\text{fb}$	$\sigma_B/\text{fb}$	$S/B$	$\sigma_S/\text{fb}$	$\sigma_B/\text{fb}$	$S/B$
	GeV	$\varepsilon_S$	$\varepsilon_B$	$S/\sqrt{B}$	$\varepsilon_S$	$\varepsilon_B$	$S/\sqrt{B}$	$\varepsilon_S$	$\varepsilon_B$	$S/\sqrt{B}$
$M_h/\text{GeV}$ [ $\delta/\text{GeV}$ ]		165 [20]			170 [20]			180 [20]		
naive $h$ -reco	50	4.495	5317	0.0020	4.121	5317	0.0018	3.232	5527	0.0013
		0.297	0.0022	<b>1.14</b>	0.296	0.0022	<b>1.02</b>	0.290	0.0023	<b>0.77</b>
naive $h$ -reco $ \tilde{m}_{j_1 j_2} - 80  < \tilde{\delta}$	48	3.965	2371	0.0040	3.585	2571	0.0032	2.759	2849	0.0022
		0.262	0.0010	<b>1.50</b>	0.258	0.0011	<b>1.27</b>	0.248	0.0012	<b>0.92</b>
comb. $h$ -reco	50	5.603	5511	0.0024	5.149	5758	0.0021	4.105	5982	0.0016
		0.370	0.0023	<b>1.39</b>	0.370	0.0024	<b>1.22</b>	0.368	0.0025	<b>0.94</b>
comb. $h$ -reco $ \tilde{m}_{j j'} - 80  < \tilde{\delta}$	50	5.081	2632	0.0046	4.690	2923	0.0037	3.722	3251	0.0026
		0.336	0.0011	<b>1.83</b>	0.337	0.0012	<b>1.56</b>	0.334	0.0014	<b>1.16</b>
comb. $h$ -reco $ \tilde{m}_{j j'} - 80  < \tilde{\delta}$	20	3.890	1206	0.0076	3.592	1357	0.0061	2.846	1518	0.0043
		0.257	$51 \cdot 10^{-5}$	<b>2.07</b>	0.258	$57 \cdot 10^{-5}$	<b>1.76</b>	0.255	$64 \cdot 10^{-5}$	<b>1.30</b>
$M_h/\text{GeV}$ [ $\delta/\text{GeV}$ ]		190 [20]			200 [20]			210 [20]		
naive $h$ -reco	50	2.231	5435	$92 \cdot 10^{-5}$	1.779	5158	$76 \cdot 10^{-5}$	1.480	4787	$67 \cdot 10^{-5}$
		0.287	0.0023	<b>0.53</b>	0.287	0.0022	<b>0.42</b>	0.288	0.0020	<b>0.36</b>
naive $h$ -reco $ \tilde{m}_{j_1 j_2} - 80  < \tilde{\delta}$	48	1.867	2821	0.0015	1.465	2560	0.0013	1.203	2161	0.0012
		0.240	0.0012	<b>0.61</b>	0.237	0.0011	<b>0.49</b>	0.234	$91 \cdot 10^{-5}$	<b>0.44</b>
comb. $h$ -reco	50	2.865	5892	0.0011	2.302	5607	$90 \cdot 10^{-5}$	1.925	5221	$80 \cdot 10^{-5}$
		0.368	0.0025	<b>0.65</b>	0.372	0.0024	<b>0.53</b>	0.375	0.0022	<b>0.45</b>
comb. $h$ -reco $ \tilde{m}_{j j'} - 80  < \tilde{\delta}$	50	2.575	3243	0.0018	2.052	2988	0.0015	1.702	2557	0.0014
		0.331	0.0014	<b>0.79</b>	0.331	0.0013	<b>0.64</b>	0.332	0.0011	<b>0.57</b>
comb. $h$ -reco $ \tilde{m}_{j j'} - 80  < \tilde{\delta}$	20	1.949	1445	0.0030	1.536	1242	0.0027	1.265	1029	0.0027
		0.251	$61 \cdot 10^{-5}$	<b>0.89</b>	0.248	$53 \cdot 10^{-5}$	<b>0.74</b>	0.247	$44 \cdot 10^{-5}$	<b>0.66</b>

**Table 9.** Impact of the different levels of cuts on the  $e\nu_e + \text{jets}$  final states for the  $gg \rightarrow h \rightarrow WW$  production and decay signal and the  $W + \text{jets}$  background as obtained from SHERPA when using the CTEQ6.6 PDF libraries. Cross sections  $\sigma_S$ ,  $\sigma_B$ , acceptances  $\varepsilon_S$ ,  $\varepsilon_B$  and  $S/B$ ,  $S/\sqrt{B}$  ratios are shown for Higgs boson masses from  $M_h = 165$  GeV to  $M_h = 210$  GeV. Note that  $\tilde{m}_{ij} = m_{ij}/\text{GeV}$  and  $\tilde{\delta} = \delta/\text{GeV}$ . All significances were calculated according to eqs. (4.1) assuming  $\mathcal{L} = 10 \text{ fb}^{-1}$  of integrated luminosity, counting both electron and muon channels and combining Tevatron experiments.

boson mass. To this end we generated other than default signal predictions for Higgs boson masses of  $M_h^{\text{inj}} = 165, 175, 185, 195$  GeV and input them into the analyses using  $M_h = 180$  GeV. Figure 11 shows the outcome of this side study where, for both types of analyses, we collected results for several mass window settings. We learn two things from plotting the significance as a function of the Higgs boson generation mass. First, the significances that we attain if we keep the selection parameters ( $M_h$ ,  $\Delta$ ,  $\delta$ ) constant are fairly robust over a broader range of generation masses. Yet the maximum  $S/\sqrt{B}$  occur for  $M_h = M_h^{\text{inj}}$ . Secondly we learn, asymmetric window placements such that  $M_h < M_h^{\text{inj}}$

are beneficial to achieve significance gains. By focusing on a single generation mass, e.g.  $M_h^{\text{inj}} = 190$  GeV, we see that the response in significance can easily get as large as 40%. The strong sensitivity can be understood by comparing the signal and background shapes as visualized in figure 3 or the upper left plot of figure 1.

In the remainder of this appendix, we outline the impact of PDF variations and parameter variations other than  $M_h$ ,  $\Delta$  and  $\delta$  on our analyses.

The SHERPA calculations resulting from using the CTEQ6.6 PDF libraries give a similar pattern with significances that are about 1–10% larger. This can be read off table 9 and seen in figure 2. By normalizing the Monte Carlo predictions for both PDF choices, MSTW2008 and CTEQ6.6, to the same respective theory cross sections, it is altogether reassuring to see that the cut and event selection procedures only induce deviations of the order of 10% or below. For the combinatorial Higgs boson candidate selection, one finds almost the same  $S/\sqrt{B}$  ratios, provided a wide Higgs boson mass window is used. The significances of the CTEQ6.6 calculations outperform those obtained with MSTW2008, once the mass windows for the Higgs bosons ( $\Delta$ ) and dijets ( $\delta$ ) are tightened. We find the differences being more pronounced for Higgs boson masses just above the  $WW$  threshold.

Speaking of shape differences triggered by the use of different PDFs, we note that the MSTW2008 PDF set accounts for a larger transverse activity, i.e. rapidity distributions turn out steeper while the  $p_T$  spectra develop 10–25% harder tails compared to the CTEQ6.6 predictions. Also, for MSTW2008, mass peaks are more washed out, again resulting in differences of the order of 25%.

Lastly, apart from the rightmost column, table 10 gives more details for the choice  $M_h = M_h^{\text{inj}} = 180$  GeV including the cases where either the dijet mass window has been tightened from  $\delta = 20$  GeV to  $\delta = 15$  GeV or the threshold of the jet transverse momenta has been enhanced to  $p_T^{\text{jet}} > 30$  GeV.

## B.2 More realistic Higgs boson reconstruction analyses

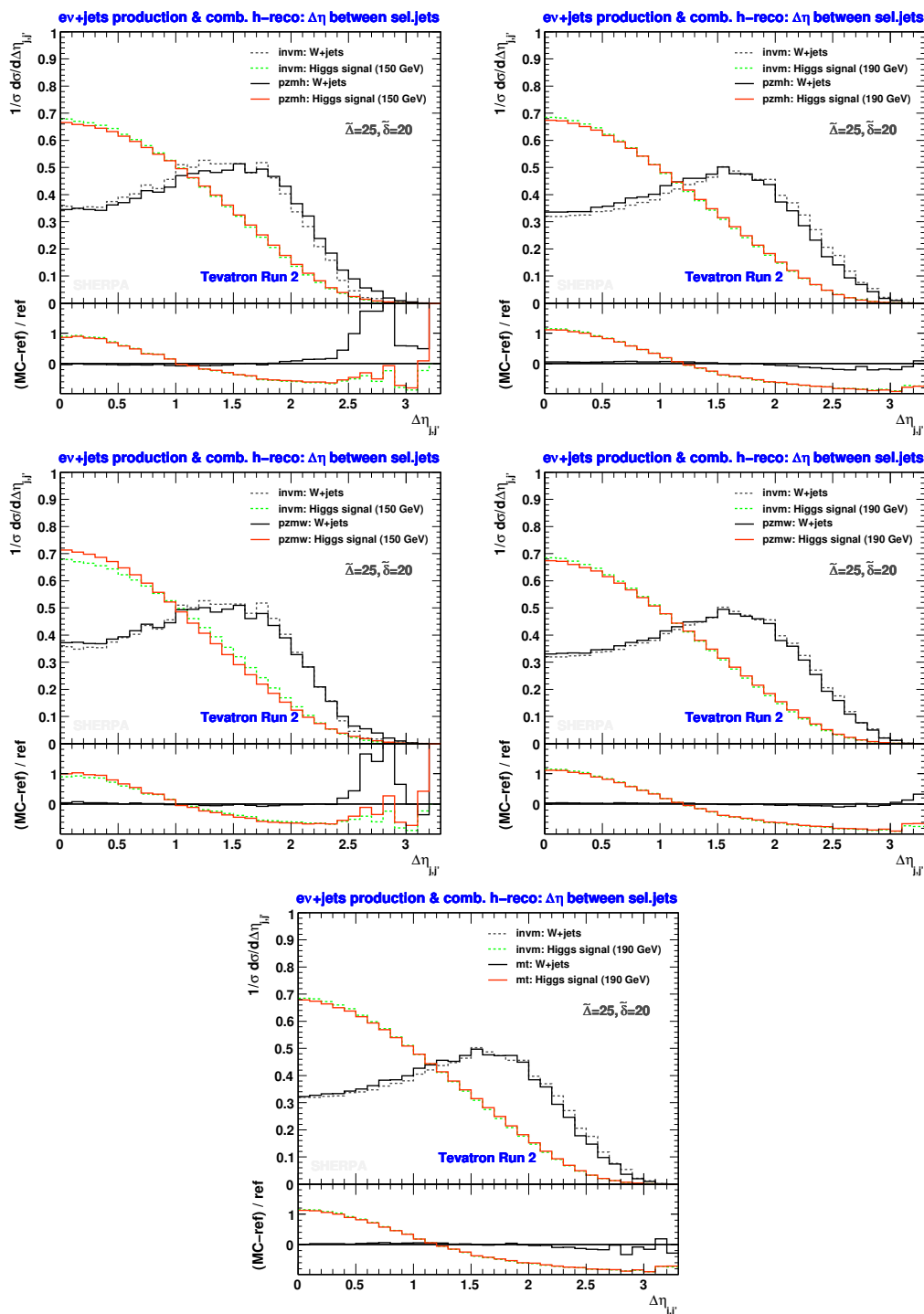
We collect here in this appendix additional material to substantiate our findings presented in section 4.4. Figures 12–18 display a number of distributions resulting from the baseline plus combinatorial analyses. In each plot we show four curves, two predictions each for the signal and the  $W$ +jets background as obtained after the ideal (invm) and one of the more realistic combinatorial selections. While we vary the Higgs boson masses and the choice of the realistic  $h$  reconstruction method, we keep the window parameters of the combinatorial selections fixed at  $\tilde{\Delta} = \Delta/\text{GeV} = 25$  and  $\tilde{\delta} = \delta/\text{GeV} = 20$  over the whole set of spectra shown in these figures.

In figure 19 we look at distribution taken at the intermediate optimization level, including the effects of the major cuts but before the application of the respective minor cuts as listed in table 6. In these plots we compare the Monte Carlo predictions for the Higgs boson signals of different  $M_h$  with all, dominant and subdominant background predictions. All these predictions follow from using realistic selection procedures where Higgs boson and dijet mass windows of  $\tilde{\Delta} = \tilde{\delta} = 20$  have been employed.

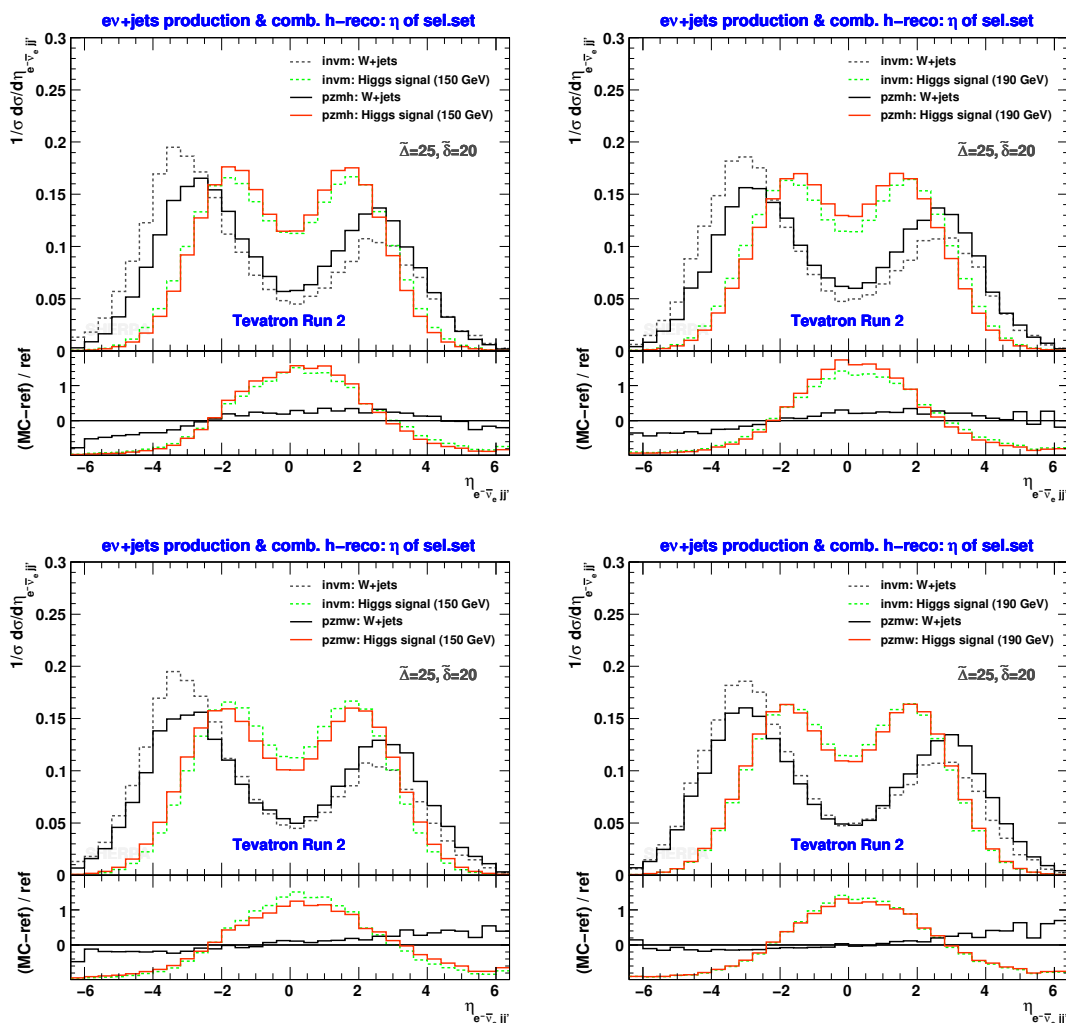
Each one-dimensional distribution is supplemented by an one-minus-ratio subplot. The first prediction in the respective legend is always taken as the reference, which we

cuts & selections	$2\Delta/\text{GeV}$	$\sigma_S/\text{fb}$	$\sigma_B/\text{fb}$	$S/B$	$\sigma_S/\text{fb}$	$\sigma_B/\text{fb}$	$S/B$	$\sigma_S/\text{fb}$	$\sigma_B/\text{fb}$	$S/B$
		$\varepsilon_S$	$\varepsilon_B$	$S/\sqrt{B}$	$\varepsilon_S$	$\varepsilon_B$	$S/\sqrt{B}$	$\varepsilon_S$	$\varepsilon_B$	$S/\sqrt{B}$
$M_h/\text{GeV}$	$[\delta/\text{GeV}]$	180 [15]			180 [20] [ $p_T^{\text{jet}}/\text{GeV} > 30$ ]			220 [20]		
$\sigma^{(0)}$		14.19	$220 \cdot 10^4$	$14 \cdot 10^{-6}$	14.19	$220 \cdot 10^4$	$14 \cdot 10^{-6}$	5.420	$220 \cdot 10^4$	$51 \cdot 10^{-7}$
		1.0	1.0	<b>0.15</b>	1.0	1.0	<b>0.15</b>	1.0	1.0	<b>0.05</b>
lepton & MET cuts		7.946	$984 \cdot 10^3$	$18 \cdot 10^{-6}$	8.127	$987 \cdot 10^3$	$18 \cdot 10^{-6}$	3.101	$984 \cdot 10^3$	$65 \cdot 10^{-7}$
		0.560	0.45	<b>0.12</b>	0.573	0.45	<b>0.13</b>	0.572	0.45	<b>0.05</b>
as above & $\geq 2$ jets		6.471	$191 \cdot 10^2$	$74 \cdot 10^{-5}$	3.907	6715	0.0013	2.661	$191 \cdot 10^2$	$29 \cdot 10^{-5}$
		0.456	0.0087	<b>0.72</b>	0.275	0.0031	<b>0.73</b>	0.491	0.0087	<b>0.28</b>
as above & $ \tilde{m}_{j_1 j_2} - 80  < \tilde{\delta}$		3.169	5272	0.0013	1.932	2194	0.0019	1.413	6997	$42 \cdot 10^{-5}$
		0.223	0.0024	<b>0.67</b>	0.136	0.0010	<b>0.63</b>	0.261	0.0032	<b>0.25</b>
naive $h$ -reco	50	3.911	6749	0.0013	1.948	1429	0.0030	1.510	5342	$58 \cdot 10^{-5}$
		0.276	0.0031	<b>0.73</b>	0.137	$65 \cdot 10^{-5}$	<b>0.79</b>	0.279	0.0024	<b>0.30</b>
naive $h$ -reco	30	3.039	4199	0.0016	1.551	907.0	0.0037	1.161	3196	$75 \cdot 10^{-5}$
		0.214	0.0019	<b>0.72</b>	0.109	$41 \cdot 10^{-5}$	<b>0.79</b>	0.214	0.0015	<b>0.30</b>
naive $h$ -reco	48	2.857	2778	0.0022	1.631	925.5	0.0038	1.169	2167	0.0011
$ \tilde{m}_{j_1 j_2} - 80  < \tilde{\delta}$		0.201	0.0013	<b>0.83</b>	0.115	$42 \cdot 10^{-5}$	<b>0.82</b>	0.216	$99 \cdot 10^{-5}$	<b>0.37</b>
naive $h$ -reco	20	2.118	1351	0.0034	1.170	454.3	0.0056	0.7991	874.9	0.0019
$ \tilde{m}_{j_1 j_2} - 80  < \tilde{\delta}$		0.149	$61 \cdot 10^{-5}$	<b>0.89</b>	0.0825	$21 \cdot 10^{-5}$	<b>0.84</b>	0.147	$40 \cdot 10^{-5}$	<b>0.39</b>
comb. $h$ -reco	50	5.241	7396	0.0015	2.484	1534	0.0035	2.088	5942	$73 \cdot 10^{-5}$
		0.369	0.0034	<b>0.94</b>	0.175	$70 \cdot 10^{-5}$	<b>0.98</b>	0.385	0.0027	<b>0.40</b>
comb. $h$ -reco	20	3.657	3255	0.0024	1.718	671.7	0.0056	1.440	2508	0.0012
		0.258	0.0015	<b>0.99</b>	0.121	$31 \cdot 10^{-5}$	<b>1.02</b>	0.266	0.0011	<b>0.42</b>
comb. $h$ -reco	50	4.248	3241	0.0029	2.185	1024	0.0046	1.798	2662	0.0014
$ \tilde{m}_{j j'} - 80  < \tilde{\delta}$		0.299	0.0015	<b>1.15</b>	0.154	$47 \cdot 10^{-5}$	<b>1.05</b>	0.332	0.0012	<b>0.51</b>
comb. $h$ -reco	30	3.845	2220	0.0038	1.916	699.8	0.0060	1.528	1581	0.0020
$ \tilde{m}_{j j'} - 80  < \tilde{\delta}$		0.271	0.0010	<b>1.26</b>	0.135	$32 \cdot 10^{-5}$	<b>1.11</b>	0.282	$72 \cdot 10^{-5}$	<b>0.56</b>
comb. $h$ -reco	20	3.260	1564	0.0045	1.617	492.9	0.0071	1.264	1058	0.0025
$ \tilde{m}_{j j'} - 80  < \tilde{\delta}$		0.230	$71 \cdot 10^{-5}$	<b>1.27</b>	0.114	$22 \cdot 10^{-5}$	<b>1.12</b>	0.233	$48 \cdot 10^{-5}$	<b>0.57</b>
comb. $h$ -reco	16	2.895	1273	0.0049	1.444	399.0	0.0079	1.115	846.6	0.0027
$ \tilde{m}_{j j'} - 80  < \tilde{\delta}$		0.204	$58 \cdot 10^{-5}$	<b>1.25</b>	0.102	$18 \cdot 10^{-5}$	<b>1.11</b>	0.206	$38 \cdot 10^{-5}$	<b>0.56</b>
comb. $h$ -reco	10	2.010	805.0	0.0054	1.038	258.5	0.0087	0.7722	525.2	0.0030
$ \tilde{m}_{j j'} - 80  < \tilde{\delta}$		0.142	$37 \cdot 10^{-5}$	<b>1.09</b>	0.0731	$12 \cdot 10^{-5}$	<b>0.99</b>	0.142	$24 \cdot 10^{-5}$	<b>0.49</b>

**Table 10.** Impact of the different levels of cuts on the  $e\nu_e + \text{jets}$  final states for the  $gg \rightarrow h \rightarrow WW$  production and decay signal and the  $W + \text{jets}$  background as obtained from SHERPA. Cross sections  $\sigma_S$ ,  $\sigma_B$ , acceptances  $\varepsilon_S$ ,  $\varepsilon_B$  and  $S/B$ ,  $S/\sqrt{B}$  ratios are given for Higgs boson masses of  $M_h = 180$  GeV and  $M_h = 220$  GeV. For the former mass point, the central column shows the values for a jet  $p_T$  threshold increased by 10 GeV, while the left column has the values for a smaller dijet mass window of  $\delta = 15$  GeV. A further decrease of the dijet mass window to  $\delta = 10$  GeV yields  $S/B = 0.0034$  as well as  $S/\sqrt{B} = 1.14$  and  $S/B = 0.0058$  as well as  $S/\sqrt{B} = 1.36$  for the combinatorial Higgs boson reconstruction and mass windows of  $\tilde{\Delta} = 50$  and  $\tilde{\Delta} = 20$ , respectively. Note that  $\tilde{m}_{ij} = m_{ij}/\text{GeV}$ ; all other mass variables denoted by a tilde are understood in the same way. All significances were calculated according to eqs. (4.1) assuming  $\mathcal{L} = 10 \text{ fb}^{-1}$  of integrated luminosity, counting both electron and muon channels and combining Tevatron experiments.



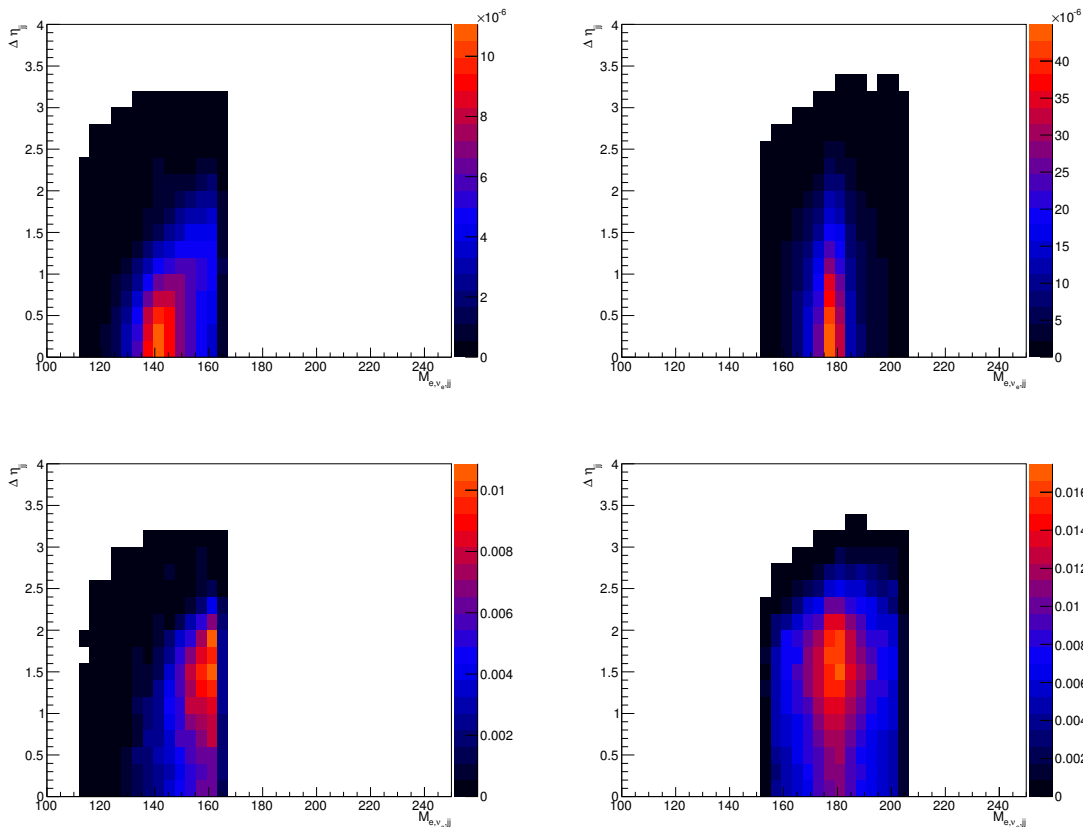
**Figure 12.** Pseudo-rapidity difference between the two selected jets. Predictions for  $gg \rightarrow h \rightarrow e\nu_e + \text{jets}$  production obtained after `invm` (dashed) and more realistic (solid) combinatorial selections (top: `pzmh`, center: `pzmw`, bottom: `mt`) are compared with each other and to the corresponding predictions for the  $W(\rightarrow e\nu_e) + \text{jets}$  background. Left panes show results for  $M_h = 150$  GeV; in all other cases  $M_h = 190$  GeV was used.



**Figure 13.** Pseudo-rapidity of the selected  $\{e, \nu_e, j, j'\}$  set, the Higgs boson candidate. The predictions for  $gg \rightarrow h \rightarrow e\nu_e + \text{jets}$  production (coloured lines) obtained after the combinatorial *invm* (dashed) and more realistic *h* reconstruction (solid) selections (upper: *pzmh*, lower: *pzmw*) are compared with each other and to the corresponding predictions of the  $W(\rightarrow e\nu_e) + \text{jets}$  background (black lines). Left panes show results for  $M_h = 150$  GeV, while in the right panes the outcomes for  $M_h = 190$  GeV are shown.

have arranged to be a  $W + \text{jets}$  prediction for all plots shown here. The ratio subplots nicely visualize why we place the cuts as given in table 6. Note that in all plots we only compare the shapes, i.e. all distributions are normalized to unit area.

We start by showing the  $|\Delta\eta_{j,j'}|$  distributions in figure 12. The differences in the results of the ideal and more realistic selections are immaterial; there are essentially no differences in the above-threshold cases. Furthermore, the shapes are very stable under  $M_h$  variations. We see that placing a cut around  $|\Delta\eta_{j,j'}| = 1.5$  keeps most of the signal, while it removes a large fraction of the  $W + \text{jets}$  events. We note it is only the  $W + \text{jets}$  background featuring a peak location away from zero, all other backgrounds (not shown here) behave similarly to the signal.

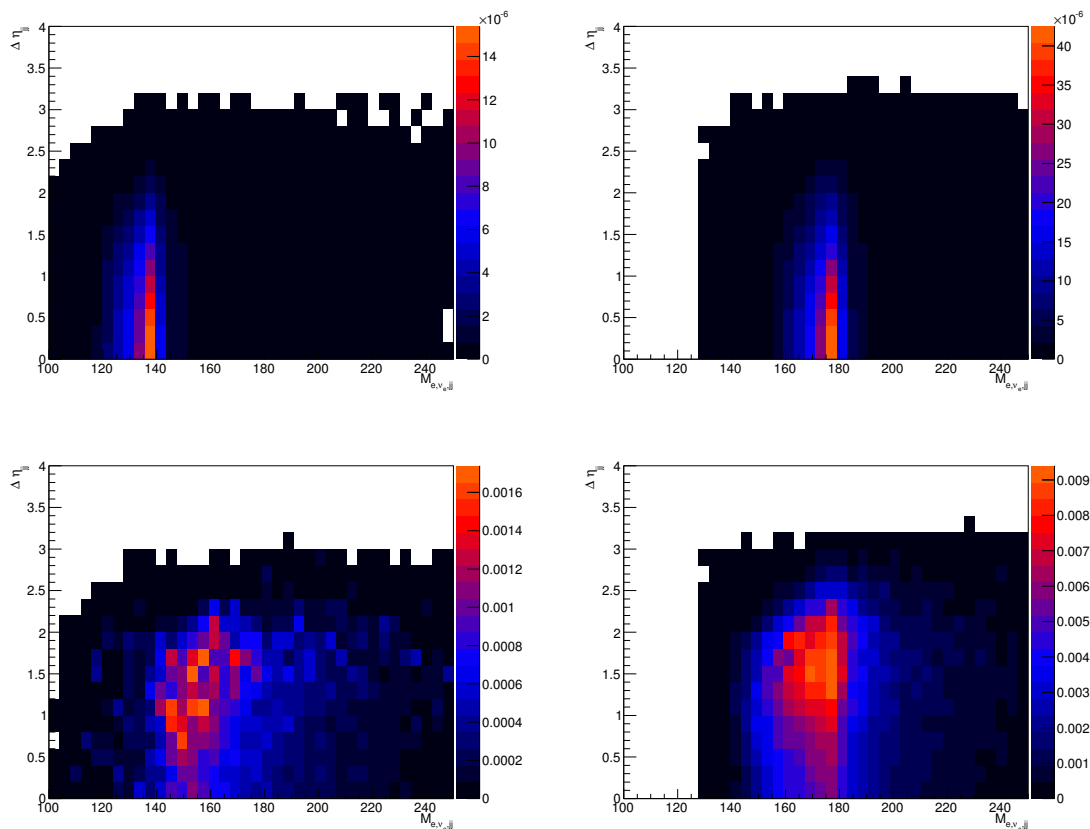


**Figure 14.** Two-dimensional distributions showing the selected-jet pseudo-rapidity difference,  $|\Delta\eta_{j,j'}|$ , plotted versus the reconstructed mass  $m_{e\nu_ejj'}$  of the selected  $\{e, \nu_e, j, j'\}$  combinations. The predictions for  $gg \rightarrow h \rightarrow e\nu_e + \text{jets}$  production obtained after `pzmw` reconstruction of Higgs boson candidates are compared with each other and to the corresponding predictions given by the  $W(\rightarrow e\nu_e) + \text{jets}$  background. The upper (lower) plots represent the signal (background) predictions, while the left (right) panes show results for  $M_h = 140$  (180) GeV.

When working with the reconstruction methods, `pzmh/w`, we have access to another longitudinal variable: we can include a cut on the  $h$  candidate’s pseudo-rapidity to supplement the constraints from the major and  $|\Delta\eta_{j,j'}|$  cuts. Figure 13 displays various  $\eta_{e\nu_ejj'}$  distributions. Again, all predicted shapes are rather independent of the choice of the test mass  $M_h$ . The  $W + \text{jets}$  background (as well as the electroweak background which is not shown here) tends to preferably populate the forward rapidities while the signal (and the  $t\bar{t}$  contribution also not shown here) shows up more central. This leads us to require  $|\eta_{e\nu_ejj'}| \lesssim 3.0$  as pointed out in section 4.4 to achieve additional significance gains. Deviations between the ideal and more realistic reconstructions become visible; they now are  $\mathcal{O}(25\%)$ , this is clearly because one needs information about the neutrino to form this observable. We observe that the  $W + \text{jets}$  background receives the larger corrections compared to the signal.

We add one more comment regarding longitudinal quantities. In this study, as stated in section 4.4, the pseudo-rapidity variables, which we discussed above, occur largely uncorrelated with the transverse observables as well as invariant masses. Schematically,

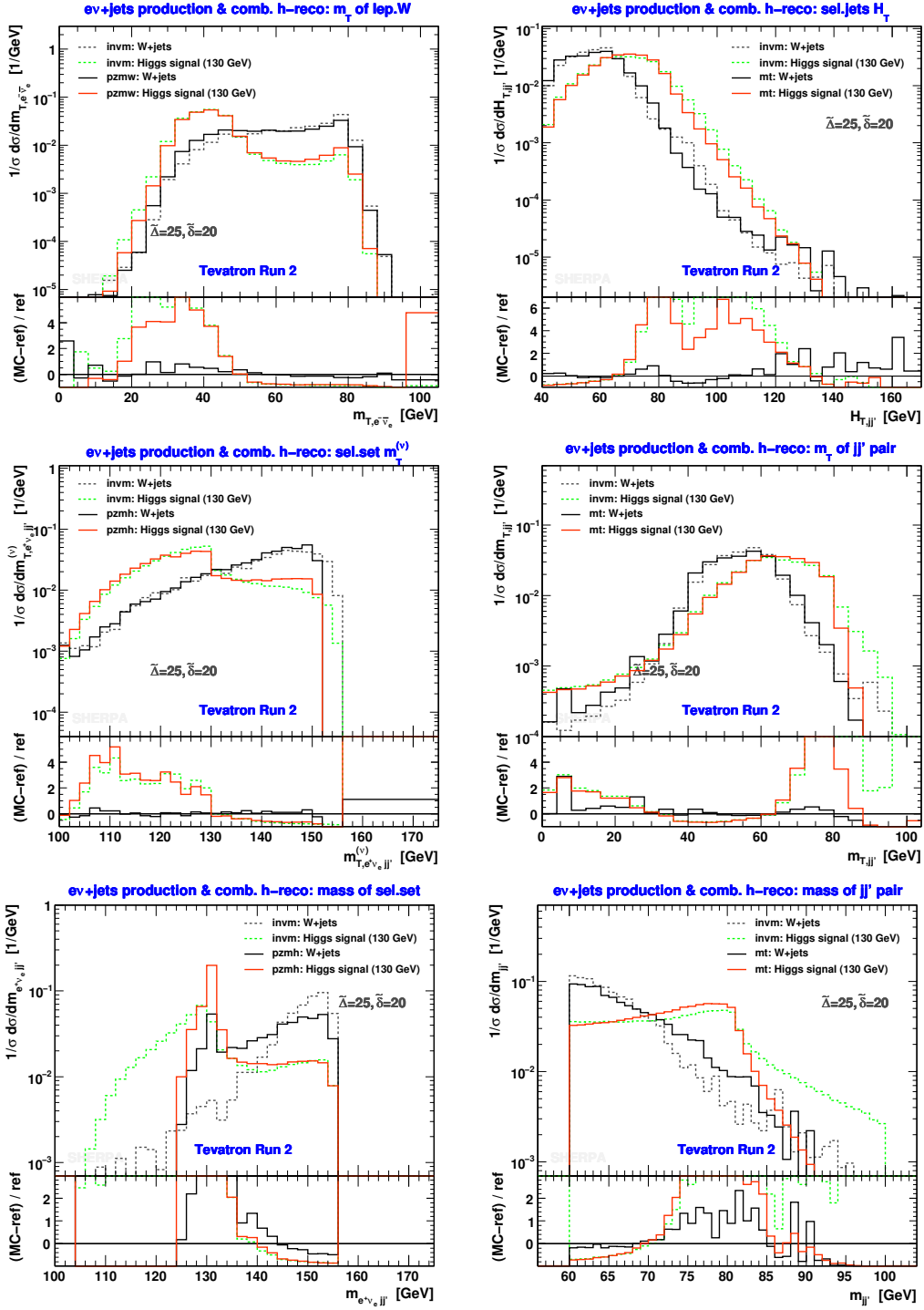




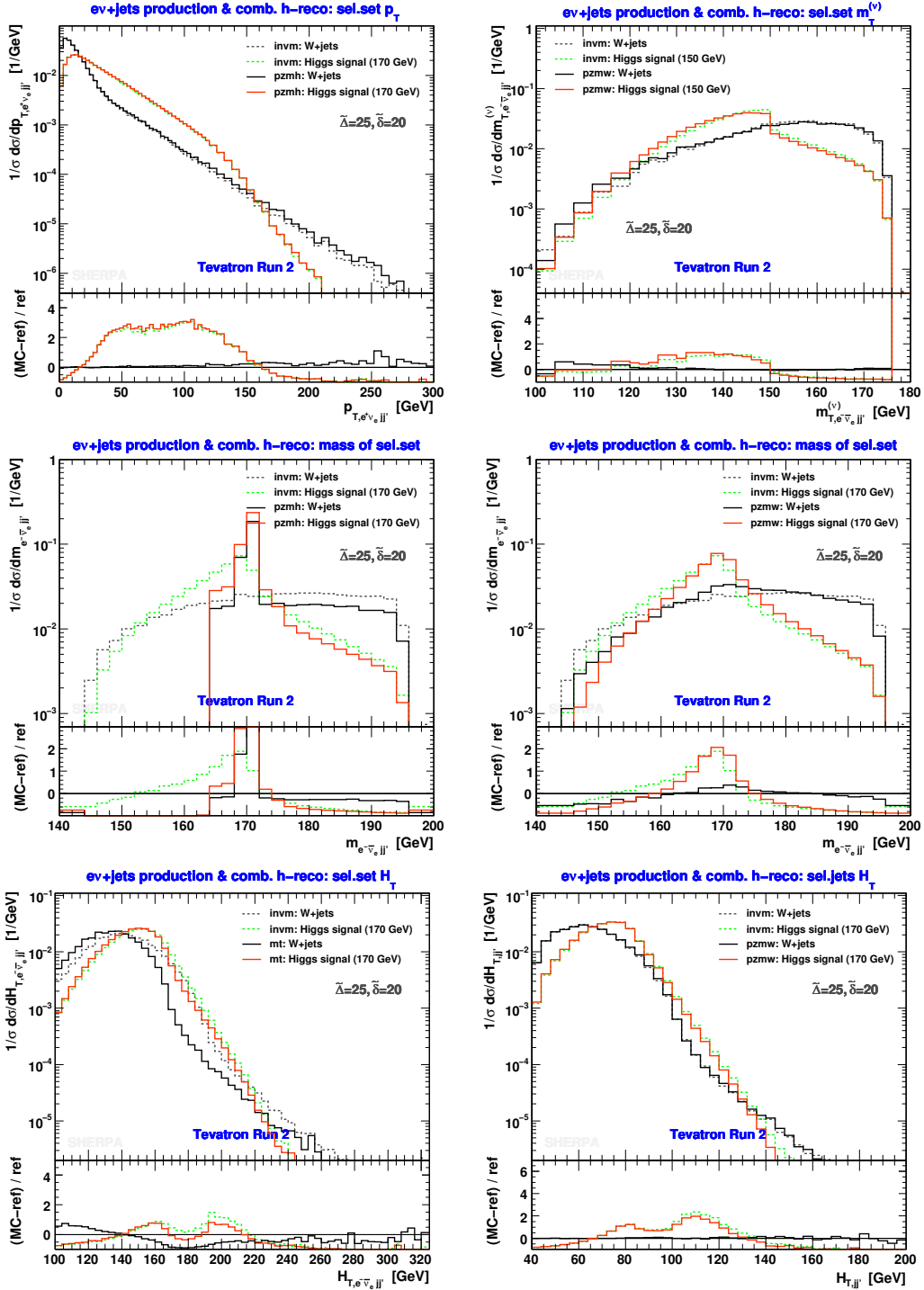
**Figure 15.** Two-dimensional distributions showing the selected-jet pseudo-rapidity difference,  $|\Delta\eta_{j,j'}|$ , plotted versus the reconstructed mass  $m_{e\nu_ejj'}$  of the selected  $\{e, \nu_e, j, j'\}$  combinations. The predictions for  $gg \rightarrow h \rightarrow e\nu_e + \text{jets}$  production obtained after combinatorial selection according to the `mt` procedure are compared with each other and to the corresponding predictions given by the  $W(\rightarrow e\nu_e) + \text{jets}$  background. The upper (lower) plots represent the signal (background) predictions, while the left (right) panes show results for  $M_h = 140$  (180) GeV. Note that for the purpose of illustration, the  $m_{e\nu_ejj'}$  quantities are reconstructed as in the ideal case.

we illustrate this on the basis of two-dimensional  $|\Delta\eta_{j,j'}|$  versus  $m_{e\nu_ejj'}$  distributions for both the Higgs boson signal and the  $W + \text{jets}$  background. In figure 14 we show these distributions as resulting from the combinatorial `pzmw` reconstruction for two different Higgs boson masses, below ( $M_h = 140$  GeV) and above ( $M_h = 180$  GeV) the diboson mass threshold. Similarly, figure 15 exhibits the results obtained with the `mt` selection where the  $m_{e\nu_ejj'}$  quantities were reconstructed as in the ideal case. When confronted with the respective  $W + \text{jets}$  backgrounds, we notice that the predictions originating from the production of Higgs bosons cover rather different regions in the coordinate space spanned by  $m_{e\nu_ejj'}$  and  $|\Delta\eta_{j,j'}|$ . This happens independently of the value of  $M_h$  and the chosen combinatorial selection. Based on these observations, we expect the total  $S/\sqrt{B}$  increase to almost completely factorize into a product of single  $S/\sqrt{B}$  improvement factors.

In figure 16 we depict examples of potential discriminators below the diboson mass threshold. From the upper left to the lower right we present, for the choice of



**Figure 16.** Examples of leading and subleading cut observables below the  $2M_W$  threshold, for  $M_h = 130$  GeV. Predictions are shown for the  $gg \rightarrow h$  and  $W$  production of  $ev_e+jets$  final states using the invm (dashed) and more realistic (solid) combinatorial selections. Top to bottom, left panes:  $m_{T,e-\bar{\nu}_e}$  (pzmw leading),  $m_{T,e^+\nu_e jj'}^{(\nu)}$  and  $m_{e^+\nu_e jj'}$  (pzmh leading and subleading); right panes:  $H_{T,jj'}$ ,  $m_{T,jj'}$  and  $m_{jj'}$  (mt leading to subsubleading).



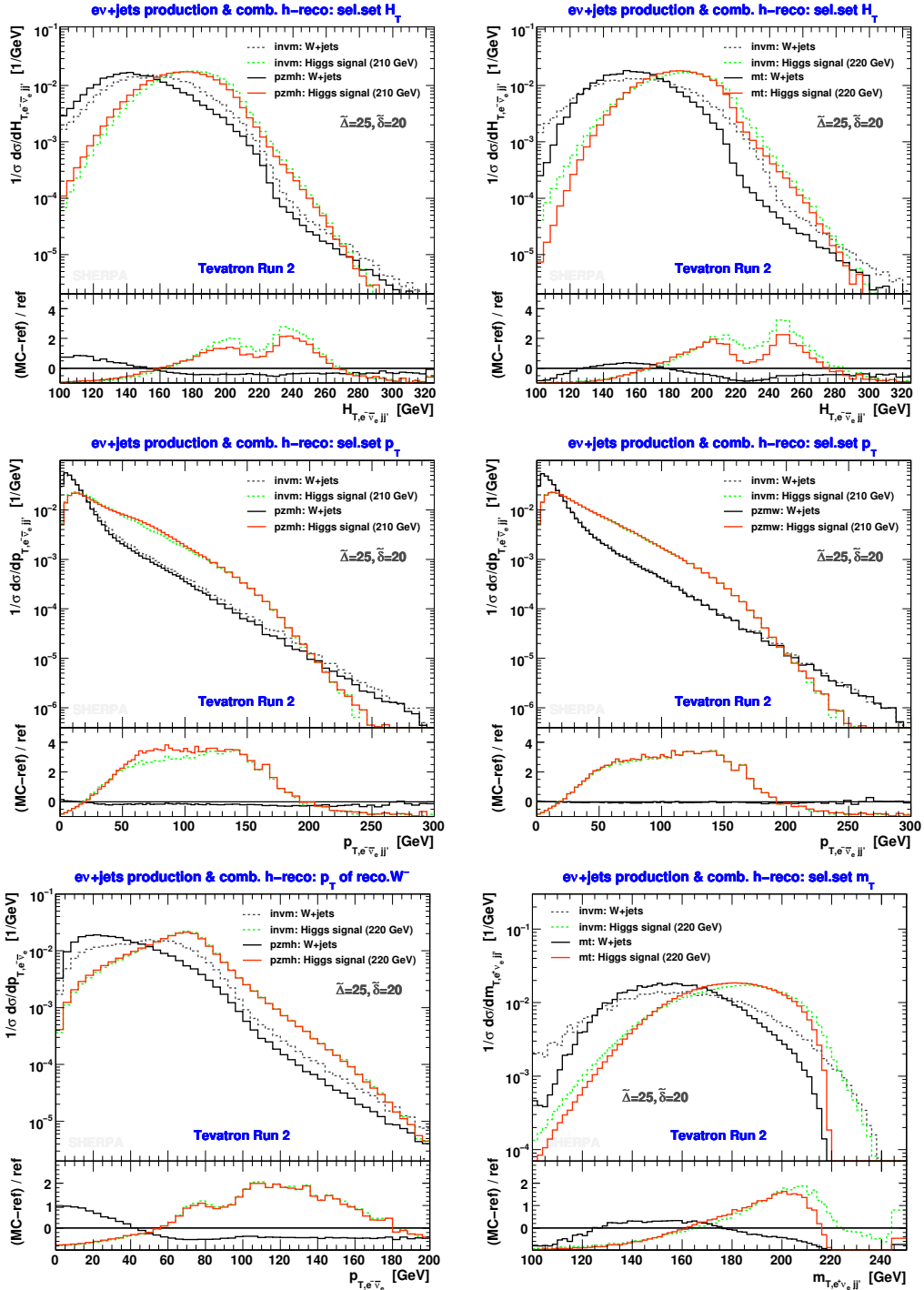
**Figure 17.** Examples of (sub)leading cut observables for Higgs boson masses  $M_h \sim 2 M_W$ . Predictions are shown for the  $gg \rightarrow h$  and  $W$  production of  $e\nu_e$ +jets final states using the invm (dashed) and more realistic (solid) combinatorial selections. Top to bottom, left panes:  $p_{T,e^+\nu_e,jj'}$  and  $m_{e^-\bar{\nu}_e,jj'}$  (pzmh leading and subleading),  $H_{T,e^+\nu_e,jj'}$  (mt subleading); right panes:  $m_{T,e^+\nu_e,jj'}^{(\nu)}$ ,  $m_{e^-\bar{\nu}_e,jj'}$  and  $H_{T,jj'}$  (pzmw leading to subsubleading).

$M_h = 130$  GeV, the transverse mass  $m_{T,e^-\bar{\nu}_e}$  of the leptonically decaying  $W^-$ , the scalar  $p_T$  sum  $H_{T,jj'}$  of the selected jets, the transverse masses of the selected 4-particle set,  $m_{T,e^+\nu_e jj'}^{(\nu_e)}$ , and of the selected jets,  $m_{T,jj'}$ , as well as their corresponding invariant masses,  $m_{e^+\nu_e jj'}$  and  $m_{jj'}$ . The first three plots in that order are the leading cut variables for **pzmw**, **mt** and **pzmh** followed by the subleading cut variables for **mt** and **pzmh**, cf. table 6. In the lower left plot we display the subsubleading cut variable for the **mt** method,  $m_{jj'}$ , which would yield a significance gain of 19% if we were to demand  $m_{jj'} \geq 72$  GeV. Unlike the transverse observables depicted in the upper and center panes of figure 16, the invariant-mass distributions are affected by the modifications of the ideal selection owing to a realistic neutrino treatment. The selected 4-object invariant mass (lower left) exemplifies to what degree shapes can get distorted by the **pzmh** approach. The shoulder above  $M_h = 130$  GeV emerges because complex solutions cannot be completely avoided in the reconstruction of the neutrino momenta; the lower tail arises from the  $m_{T,e\nu_e jj'}$  constraints on the target mass  $m_{*,e\nu_e jj'}$ , see section 4.3.

The 2-particle transverse masses shown in the upper left and center right of figure 16 together with the  $m_{jj'}$  spectra document why we exploit the signal's preference for on-shell hadronic and off-shell leptonic decays of the  $W$  bosons. All backgrounds considered in this study disfavor this correlation. The 4-particle transverse mass (center left) exhibits — as expected — a nice kinematic edge for the signal at  $m_{T,e^+\nu_e jj'}^{(\nu_e)} = M_h$ , while all backgrounds are continuous in this variable reaching their broad maxima above the applied mass window. The features of the  $H_{T,jj'}$  handle (upper right) have been already described in section 2. For this variable, the electroweak background turns out signal-like whereas the  $t\bar{t}$  background generates (by far) the hardest tails.

We now discuss some of the near-threshold discriminators where most of the examples are given for the test point  $M_h = 170$  GeV. Figure 17 shows in its top row the two leading cut variables that we found for this mass region. In the upper right we have the transverse mass  $m_{T,e^-\bar{\nu}_e jj'}^{(\nu_e)}$  of the selected  $\{e, \nu_e, j, j'\}$  objects as resulting after the **pzmw** reconstruction with  $M_h = 150$  GeV. We discover properties very similar to those discussed for the case of low Higgs boson masses, cf. figure 16. In the upper left we have depicted the first-rank discriminator for medium Higgs boson masses — the selected 4-object transverse momentum distribution. It was introduced early on in section 2. Here, we present the  $p_{T,e^+\nu_e jj'}$  distribution as obtained after the combinatorial **pzmh** selection. We remark that the curves of the other two realistic approaches, **pzmw** and **mt**, (both not shown here) deviate even less from the respective curves of the ideal selection. Also not shown in figure 17 but worthwhile to mention, the electroweak background would yield spectra similar to those of the  $W$ +jets background whereas the top-pair production would turn up significantly harder than the signal's  $p_T$  spectra.

The other example plots of figure 17 are chosen from the set of second-leading cut variables. The center panes display the invariant-mass distributions  $m_{e^-\bar{\nu}_e jj'}$  resulting from the **pzmh/w** selections. As opposed to the — by construction — sculpted shapes of the **pzmh** method, we observe that the **pzmw** selection reproduces the invariant-mass shapes of the **invm** ideal reconstruction to a large extent. The lower panes demonstrate the potential



**Figure 18.** Leading and subleading cut observables for  $M_h$  choices well above the  $2M_W$  threshold. Predictions are shown for the  $gg \rightarrow h$  and  $W$  production of  $e\nu_e$ +jets final states using the *invm* (dashed) and more realistic (solid) combinatorial selections. Upper panes:  $H_{T,e^- \bar{\nu}_e jj'}$  (leading, *pzmh* (left) and *mt*); center panes:  $p_{T,e^- \bar{\nu}_e jj'}$  (subleading, *pzmh* (left) and *pzmw*); lower panes (subleading), left:  $p_{T,e^- \bar{\nu}_e}$  (*pzmh*), right:  $m_{T,e^+ \nu_e jj'}$  (*mt*).

possessed by scalar transverse momentum sums that we exemplify by means of the selected-set  $H_{T,e^{-}\bar{\nu}_e jj'}$  observable as given by the **mt** selection (lower left) and the selected-jet  $H_{T,jj'}$  observable resulting from the **pzmw** reconstruction (lower right). Remarkably, based on the 4-object  $H_T$ , we can achieve an even clearer separation between the signal and the  $W$ +jets background once we select  $h$  candidates according to the **mt** method.

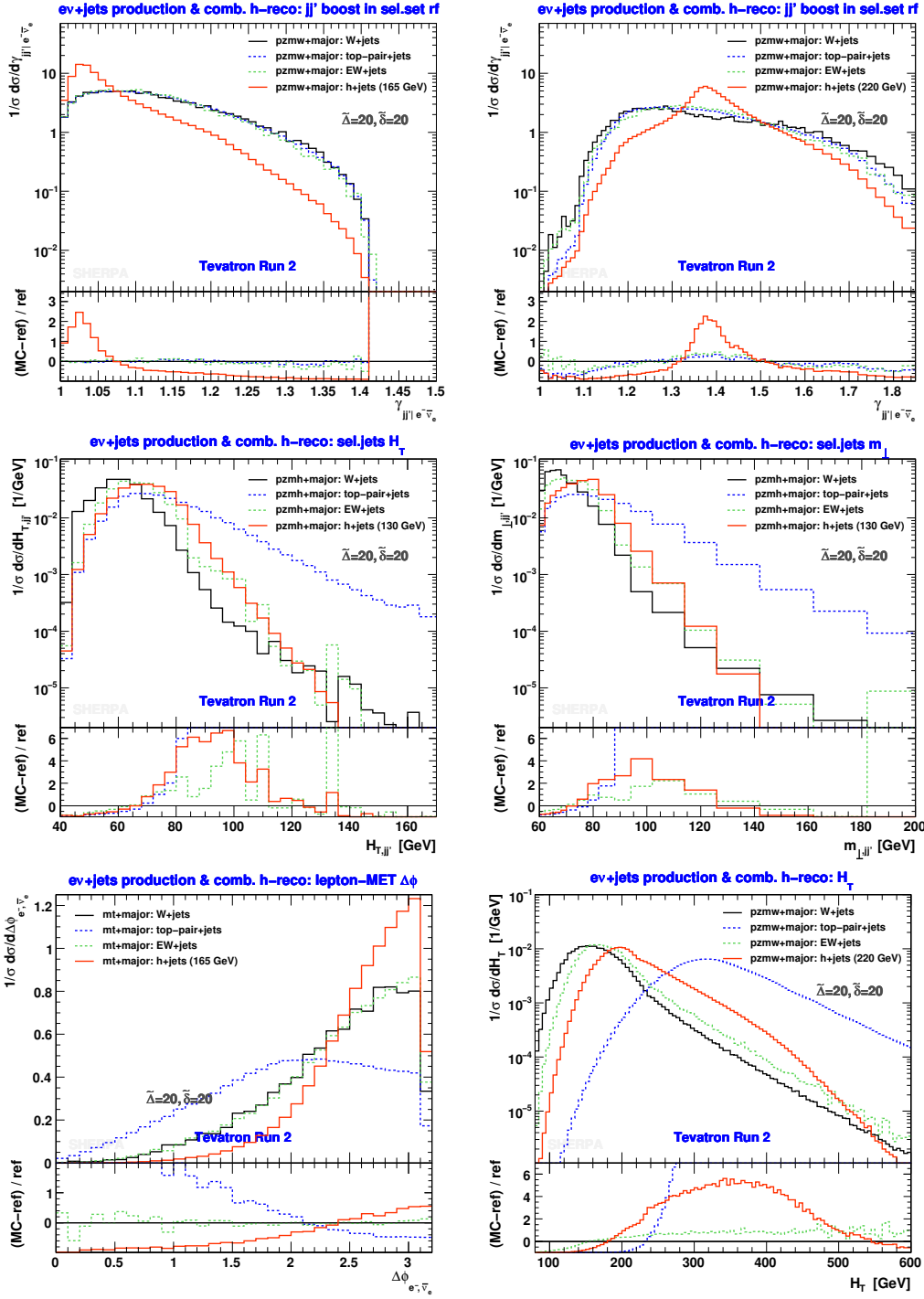
Figure 18 summarizes the types of discriminating observables as identified in table 6 for the region of large Higgs boson masses; we use  $M_h = 210$  and  $220$  GeV in the example plots. The upper panels represent  $H_{T,e^{-}\bar{\nu}_e jj'}$  distributions obtained after **pzmh** (left) and **mt** combinatorial selections. Between these two cases we detect only marginal differences, and similarly between the predictions of the ideal and **pzmw** reconstructions (not shown here). At large Higgs boson masses, the signal develops the peak at considerably larger  $H_T$  values compared to the  $W$ +jets background. This characterizes the selected-set  $H_T$  as the strongest handle we have above the  $WW$  threshold. Moreover, the **pzmh** and **mt** realistic selections further enhance the separation between the two peak regions. For the subdominant backgrounds (not shown here), we noticed a strong similarity between the  $H_T$  spectra arising from the electroweak production and the  $W$ +jets background. The  $t\bar{t}$  background however yields the hardest spectra both in terms of the peak position as well as the tail of the  $H_T$  distributions.

The center panes of figure 18 show two examples of selected  $h$  candidate  $p_T$  distributions. These variables do not constitute the best discriminators anymore, but still quite often rank second best in separating signal from  $W$ +jets production in the domain of large  $M_h$ . As the **pzmw** reconstruction works extremely well for heavy Higgs boson decays into on-shell  $W$  bosons, it gives  $p_{T,e^{-}\bar{\nu}_e jj'}$  shapes almost identical with the ideal selection.

For the  $M_h = 220$  GeV point, we present two different subleading cut variables in the lower pane of figure 18. To the left, one finds the  $p_{T,e^{-}\bar{\nu}_e}$  distribution of the reconstructed  $W^-$  resulting after selecting Higgs boson candidates according to **pzmh**. The purely transverse mass  $m_{T,e^+\nu_e jj'}$  of the **mt**-selected 4-object set, cf. eq. (2.8), is depicted on the lower right. For these variables, we recognize similar features as for the  $H_{T,e\nu_e jj'}$  spectra concerning the minor backgrounds and the comparison with the **invm** Higgs boson candidate reconstruction.

In figure 19 we give a brief overview of discriminators that lead to a further increase in significance after implementing all major and rapidity constraints discussed in section 4.4. The boost factor  $\gamma_{jj'|e\nu_e}$ , as introduced in section 2, proves very helpful in separating signal from backgrounds over a large range of above-threshold Higgs boson masses. Since  $\gamma_{jj'|e\nu_e}$  develops a peak for the signal only, it is advantageous to isolate the boost factor peak region in order to exploit that a not too broad scalar resonance has been produced over a multitude of continuous backgrounds. This is exemplified in the upper plots of figure 19 where we present two boost factor  $\gamma_{jj'|e^{-}\bar{\nu}_e}$  example distributions for  $M_h = 165$  GeV (left) and  $M_h = 220$  GeV when selecting via the **pzmw** method.

For the **pzmh** method in particular, we identified two transverse variables that, if constrained from below, are very yielding in the low Higgs boson mass region, even at this more involved level of the analysis. We exhibit these variables,  $H_{T,jj'}$  on the left and  $m_{\perp,jj'}$  on the right, in the center panes of figure 19 choosing  $M_h = 130$  GeV. As in similar cases



**Figure 19.** Examples of minor cut observables after application of major cuts and rapidity constraints including spectra resulting from subdominant backgrounds. Predictions using the more realistic combinatorial  $h$  candidate selections are shown for  $ev_e+jets$  final states arising from  $gg \rightarrow h$  (solid red),  $W+jets$  (solid black),  $t\bar{t}$  (dashed blue) and electroweak (dashed green) production at Tevatron Run II. See text for more details.

the significance gain originates from exploiting the different peak locations associated with the signal, at higher values, and the dominant background, preferring the low values.

For  $M_h$  very close above threshold, we can use the azimuthal angle between the lepton and MET or the two selected jets (as suggested by Han and Zhang in ref. [11, 12]) to further suppress the backgrounds. A low- $p_T$  Higgs boson produced at  $WW$  threshold gives rise to two longitudinally moving  $W$  bosons, which in turn each decay into two objects oriented almost back-to-back in the transverse plane. This is demonstrated by the example plot in the lower left of figure 19 where signal and background distributions are shown for the  $\Delta\phi_{e^-, \bar{\nu}_e}$  observable when employing the  $mt$  selection for  $M_h = 165$  GeV.

Finally, we display in the lower right of figure 19 an example of a global-event observable, namely  $H_T$  as calculated from the entire event, not vetoed by the selection and major cuts. It illustrates the hierarchy of scales intrinsic to the heavy Higgs boson signal ( $M_h = 220$  GeV) and different background processes; it also visualizes the leftover potential when considering the global  $H_T$  for the implementation of additional cuts, see appendix B.3.

### B.3 Directions for additional improvements

The final sets containing the events that survived our optimized combinatorial selections of Higgs boson candidates are perfect for use as input to a full multivariate analysis. Primarily, this is because the here presented analysis types were geared towards significance maximization, i.e. designed to preserve a sufficiently large number of events.

- $S/B$  improvements:** since we are rather safe from a statistics point of view, there is in many cases potential to improve  $S/B$  by simply requiring more restrictive constraints accepting (mild) significance losses at the same time. The simplest way is to cut harder in the tails of the major observables; for instance for  $pzmw$  at  $M_h = 220$  GeV, using  $H_{T, ev_e jj'} \geq 188$  GeV (instead of the bound given in table 6) results in a 40% gain in  $S/B$  while the significance only drops by 10%. Of course, a change in variable sometimes is more beneficial for maximizing  $S/B$  and keeping a reasonable significance. Consider for example  $mt$  at  $M_h = 140$  GeV; hardening the  $H_{T, jj'}$  constraint by cutting out the region below 92 GeV maximizes  $S/B$  by doubling it, but reduces the significance by a factor of 3.4. In contrast, using  $m_{T, jj'} \geq 72$  GeV gives a factor 1.6 increase in  $S/B$ , yet only a factor 1.2 decrease in significance. Certainly one can opt for the (other) extreme and totally maximize  $S/B$ , e.g. for the  $pzmw$  case just mentioned, we find a huge  $S/B$  gain of 600% by demanding  $p_{T, j'} \geq 64$  GeV but we actually just traded a reasonable significance associated with half a percent  $S/B$  for a  $\sim 4\%$   $S/B$  of very low significance diminished by a factor of 6.5. This behaviour is typical owing to the limited amount of data taken at the Tevatron.
- Overall  $H_T$  cut:** the philosophy of this study is to only constrain variables involving the candidate set of particles. Allowing cut observables sensitive to the whole event structure can lead to additional significance improvements but the related uncertainties are larger since such observables are more prone to hard radiative corrections that need to be described appropriately, often beyond parton-shower modeling. At the level of identifying minor cuts, as given in table 6, we found that an overall  $H_T$



cut on the selected events yields in most cases significance gains of the order of 20–40% near and above threshold. This is a conservative estimate considering the larger uncertainties on such cuts. An example is shown in the lower right of figure 19 where we see why one benefits by constraining  $H_T$  from below. In addition one could suppress the  $t\bar{t}$  background by introducing an upper  $H_T$  bound, or equally, exploit the fact that the leading jets in  $t\bar{t}$  production yield a substantially harder  $H_{T,2} = H_{T,j_1j_2}$  spectrum.

- **Asymmetric mass windows for reconstruction methods:** as touched during the discussion of figure 11, the use of asymmetric test mass windows, i.e.  $(M_h - \Delta_{\text{low}}, M_h + \Delta_{\text{up}})$ , can improve the realistic selections that either approximate or set the selected 4-object mass,  $m_{ev_ejj'}$ . For all  $M_h$  values, it is advantageous to choose  $\Delta_{\text{low}}$  larger by a few GeV than  $\Delta_{\text{up}}$  where  $2\Delta = \Delta_{\text{low}} + \Delta_{\text{up}}$ . The results presented in figure 1 (upper left) and figure 3 clarify why this is a good idea: first, the Higgs boson resonance is deformed by radiative losses and resolution effects (there is no perfect jet finding let alone (sub)event reconstruction) amounting to a larger portion of cross section below the peak; second, the backgrounds are either sufficiently flat or — below the  $WW$  threshold — steeply falling towards smaller masses amplifying the asymmetry effect further. We checked the asymmetric window scenario for the `pzmw` method, where this led to significance gains up to 10%. For the dijet mass windows, the effects turned out too weak.

**Open Access.** This article is distributed under the terms of the Creative Commons Attribution License which permits any use, distribution and reproduction in any medium, provided the original author(s) and source are credited.

## References

- [1] M. Baak et al., *Updated status of the global electroweak fit and constraints on new physics*, *Eur. Phys. J. C* **72** (2012) 2003 [[arXiv:1107.0975](#)] [[INSPIRE](#)].
- [2] ATLAS collaboration, *Combination of the searches for the Higgs boson in  $\sim 1 \text{ fb}^{-1}$  of data taken with the ATLAS detector at 7 TeV center-of-mass energy*, [ATLAS-CONF-2011-112](#), CERN, Geneva Switzerland (2011).
- [3] CMS collaboration, *Search for Standard Model Higgs boson in pp collisions at  $\sqrt{s} = 7 \text{ TeV}$  and integrated luminosity up to  $1.7 \text{ fb}^{-1}$* , [CMS-PAS-HIG-11-022](#), CERN, Geneva Switzerland (2011) [[INSPIRE](#)].
- [4] ATLAS collaboration, *Update of the combination of Higgs boson searches in pp collisions at  $\sqrt{s} = 7 \text{ TeV}$  with the ATLAS experiment at the LHC*, [ATLAS-CONF-2011-135](#), CERN, Geneva Switzerland (2011).
- [5] ATLAS collaboration, *Combined Standard Model Higgs boson searches with up to  $2.3 \text{ fb}^{-1}$  of pp collisions at  $\sqrt{s} = 7 \text{ TeV}$  at the LHC*, [ATLAS-CONF-2011-157](#), CERN, Geneva Switzerland (2011).
- [6] ATLAS collaboration, G. Aad et al., *Combined search for the Standard Model Higgs boson using up to  $4.9 \text{ fb}^{-1}$  of pp collision data at  $\sqrt{s} = 7 \text{ TeV}$  with the ATLAS detector at the LHC*, *Phys. Lett. B* **710** (2012) 49 [[arXiv:1202.1408](#)] [[INSPIRE](#)].

- [7] CMS collaboration, S. Chatrchyan et al., *Combined results of searches for the Standard Model Higgs boson in pp collisions at  $\sqrt{s} = 7$  TeV*, *Phys. Lett. B* **710** (2012) 26 [[arXiv:1202.1488](#)] [[INSPIRE](#)].
- [8] CDF, DØ and TEVNPH WORKING GROUP collaborations, *Combined CDF and DØ upper limits on Standard Model Higgs boson production with up to  $8.6 \text{ fb}^{-1}$  of data*, FERMILAB-CONF-11-354-E, Fermilab, Batavia U.S.A. (2011) [CDF-NOTE-10606] [DØ-NOTE-6226] [[arXiv:1107.5518](#)] [[INSPIRE](#)].
- [9] CDF collaboration, A. Buzatu, *Standard Model Higgs boson search combination at CDF*, talk presented at the *International Europhysics Conference on High Energy Physics*, Grenoble France July 21–27 2011.
- [10] DØ collaboration, S. Greder, *Combined upper limits on SM Higgs*, talk presented at the *International Europhysics Conference on High Energy Physics*, Grenoble France July 21–27 2011.
- [11] T. Han and R.-J. Zhang, *Extending the Higgs boson reach at upgraded Tevatron*, *Phys. Rev. Lett.* **82** (1999) 25 [[hep-ph/9807424](#)] [[INSPIRE](#)].
- [12] T. Han, A.S. Turcot and R.-J. Zhang, *Exploiting  $h \rightarrow W^*W^*$  decays at the upgraded Fermilab Tevatron*, *Phys. Rev. D* **59** (1999) 093001 [[hep-ph/9812275](#)] [[INSPIRE](#)].
- [13] HIGGS WORKING GROUP collaboration, M.S. Carena et al., *Report of the Tevatron Higgs working group*, [hep-ph/0010338](#) [[INSPIRE](#)].
- [14] W.J. Stirling, R. Kleiss and S. Ellis,  *$W^+W^-$  pair production in high-energy hadronic collisions: signal versus background*, *Phys. Lett. B* **163** (1985) 261 [[INSPIRE](#)].
- [15] J. Gunion, Z. Kunszt and M. Soldate, *A background to Higgs detection*, *Phys. Lett. B* **163** (1985) 389 [*Erratum ibid.* **B 168** (1986) 427] [[INSPIRE](#)].
- [16] J. Gunion, P. Kalyniak, M. Soldate and P. Galison, *Searching for the intermediate mass Higgs boson*, *Phys. Rev. D* **34** (1986) 101 [[INSPIRE](#)].
- [17] J. Gunion and M. Soldate, *Overcoming a critical background to Higgs detection*, *Phys. Rev. D* **34** (1986) 826 [[INSPIRE](#)].
- [18] CDF, DØ and TEVNPH WORKING GROUP collaboration, D. Benjamin, *Combined CDF and DØ upper limits on  $gg \rightarrow H \rightarrow W^+W^-$  and constraints on the Higgs boson mass in fourth-generation fermion models with up to  $8.2 \text{ fb}^{-1}$  of data*, FERMILAB-CONF-11-372-E, Fermilab, Batavia U.S.A. (2011) [CDF-NOTE-10608] [DØ-NOTE-6230] [[arXiv:1108.3331](#)] [[INSPIRE](#)].
- [19] CDF collaboration, T. Aaltonen et al., *Search for  $H \rightarrow WW^*$  production at CDF using  $8.2 \text{ fb}^{-1}$  of data*, CDF-NOTE-10599, Fermilab, Batavia U.S.A. (2011).
- [20] DØ collaboration, V.M. Abazov et al., *Search for Higgs boson production in dilepton plus missing transverse energy final states with  $8.1 \text{ fb}^{-1}$  of  $p\bar{p}$  collisions at  $\sqrt{s} = 1.96$  TeV*, DØ-NOTE-6219-CONF, Fermilab, Batavia U.S.A. (2011).
- [21] CDF and DØ collaborations, T. Aaltonen et al., *Combination of Tevatron searches for the Standard Model Higgs boson in the  $W^+W^-$  decay mode*, *Phys. Rev. Lett.* **104** (2010) 061802 [[arXiv:1001.4162](#)] [[INSPIRE](#)].
- [22] CDF collaboration, T. Aaltonen et al., *Inclusive search for Standard Model Higgs boson production in the  $WW$  decay channel using the CDF II detector*, *Phys. Rev. Lett.* **104** (2010) 061803 [[arXiv:1001.4468](#)] [[INSPIRE](#)].

- [23] DØ collaboration, V. Abazov et al., *Search for Higgs boson production in dilepton and missing energy final states with  $5.4 \text{ fb}^{-1}$  of  $p\bar{p}$  collisions at  $\sqrt{s} = 1.96 \text{ TeV}$* , *Phys. Rev. Lett.* **104** (2010) 061804 [[arXiv:1001.4481](#)] [[INSPIRE](#)].
- [24] K. Iordanidis and D. Zeppenfeld, *Searching for a heavy Higgs boson via the  $H \rightarrow \text{lepton neutrino jet jet}$  mode at the CERN LHC*, *Phys. Rev. D* **57** (1998) 3072 [[hep-ph/9709506](#)] [[INSPIRE](#)].
- [25] A. Djouadi, *The anatomy of electro-weak symmetry breaking. I: the Higgs boson in the Standard Model*, *Phys. Rept.* **457** (2008) 1 [[hep-ph/0503172](#)] [[INSPIRE](#)].
- [26] B. Mellado, W. Quayle and S.L. Wu, *Feasibility of searches for a Higgs boson using  $H \rightarrow W^+W^- \rightarrow \ell^+\ell^- p_T$  and high  $p_T$  jets at the Tevatron*, *Phys. Rev. D* **76** (2007) 093007 [[arXiv:0708.2507](#)] [[INSPIRE](#)].
- [27] B.A. Dobrescu and J.D. Lykken, *Semileptonic decays of the standard Higgs boson*, *JHEP* **04** (2010) 083 [[arXiv:0912.3543](#)] [[INSPIRE](#)].
- [28] A. Menon and Z. Sullivan, *Charm tagging and the  $H \rightarrow W^+W^- \rightarrow \text{lv}c\text{j}$  semi-leptonic channel*, [arXiv:1006.1078](#) [[INSPIRE](#)].
- [29] A. Menon and Z. Sullivan, *Higgs exclusion and the  $H \rightarrow WW^* \rightarrow \text{lv}c\text{j}$  semi-leptonic channel at the Tevatron*, [arXiv:1109.6684](#) [[INSPIRE](#)].
- [30] T. Gleisberg et al., *SHERPA 1.α: a proof of concept version*, *JHEP* **02** (2004) 056 [[hep-ph/0311263](#)] [[INSPIRE](#)].
- [31] T. Gleisberg et al., *Event generation with SHERPA 1.1*, *JHEP* **02** (2009) 007 [[arXiv:0811.4622](#)] [[INSPIRE](#)].
- [32] DØ collaboration, V.M. Abazov et al., *A search for the Standard Model Higgs boson in  $H \rightarrow WW \rightarrow \text{leptons} + \text{jets}$  in  $5.4 \text{ fb}^{-1}$  of  $p\bar{p}$  collisions at  $\sqrt{s} = 1.96 \text{ TeV}$* , DØ-NOTE-6095-CONF, Fermilab, Batavia U.S.A. (2010).
- [33] DØ collaboration, V.M. Abazov et al., *Search for the Standard Model Higgs boson in the  $H \rightarrow WW \rightarrow \text{lv}q'\bar{q}$  decay channel*, *Phys. Rev. Lett.* **106** (2011) 171802 [[arXiv:1101.6079](#)] [[INSPIRE](#)].
- [34] ATLAS collaboration, *Search for the Higgs boson in the  $H \rightarrow WW \rightarrow \text{lv}jj$  decay channel using  $4.7 \text{ fb}^{-1}$  of  $pp$  collisions at  $\sqrt{s} = 7 \text{ TeV}$  with the ATLAS detector*, ATLAS-CONF-2012-018, CERN, Geneva Switzerland (2012).
- [35] CMS collaboration, *Search for the Standard Model Higgs boson in the  $H \rightarrow WW \rightarrow \text{lv}jj$  decay channel*, CMS-PAS-HIG-12-003, CERN, Geneva Switzerland (2012).
- [36] E. Gross and O. Vitells, *Trial factors or the look elsewhere effect in high energy physics*, *Eur. Phys. J. C* **70** (2010) 525 [[arXiv:1005.1891](#)] [[INSPIRE](#)].
- [37] F. Krauss, R. Kuhn and G. Soff, *AMEGIC++ 1.0: a matrix element generator in C++*, *JHEP* **02** (2002) 044 [[hep-ph/0109036](#)] [[INSPIRE](#)].
- [38] T. Gleisberg and S. Höche, *Comix, a new matrix element generator*, *JHEP* **12** (2008) 039 [[arXiv:0808.3674](#)] [[INSPIRE](#)].
- [39] CDF, DØ and TEVNP WORKING GROUP collaborations, *Combined CDF and DØ upper limits on Standard Model Higgs boson production with up to  $8.2 \text{ fb}^{-1}$  of data*, FERMILAB-CONF-11-044-E, Fermilab, Batavia U.S.A. (2011) [CDF-NOTE-10441] [DØ-Note-6184] [[arXiv:1103.3233](#)] [[INSPIRE](#)].

- [40] LHC HIGGS CROSS SECTION WORKING GROUP collaboration, S. Dittmaier et al., *Handbook of LHC Higgs cross sections: 1. Inclusive observables*, [arXiv:1101.0593](#) [[INSPIRE](#)].
- [41] M. Spira, *QCD effects in Higgs physics*, *Fortsch. Phys.* **46** (1998) 203 [[hep-ph/9705337](#)] [[INSPIRE](#)].
- [42] A. Djouadi, J. Kalinowski and M. Spira, *HDECAY: a program for Higgs boson decays in the Standard Model and its supersymmetric extension*, *Comput. Phys. Commun.* **108** (1998) 56 [[hep-ph/9704448](#)] [[INSPIRE](#)].
- [43] LES HOUCHES 2009 TOOLS and MONTE CARLO WORKING GROUP collaborations, J. Butterworth et al., *The tools and Monte Carlo working group summary report*, [arXiv:1003.1643](#) [[INSPIRE](#)].
- [44] A. Denner, S. Heinemeyer, I. Puljak, D. Rebuszi and M. Spira, *Standard Model Higgs-boson branching ratios with uncertainties*, *Eur. Phys. J. C* **71** (2011) 1753 [[arXiv:1107.5909](#)] [[INSPIRE](#)].
- [45] PARTICLE DATA GROUP collaboration, C. Amsler et al., *Review of particle physics*, *Phys. Lett. B* **667** (2008) 1 [[INSPIRE](#)].
- [46] C. Anastasiou, K. Melnikov and F. Petriello, *Higgs boson production at hadron colliders: differential cross sections through next-to-next-to-leading order*, *Phys. Rev. Lett.* **93** (2004) 262002 [[hep-ph/0409088](#)] [[INSPIRE](#)].
- [47] C. Anastasiou, K. Melnikov and F. Petriello, *Fully differential Higgs boson production and the di-photon signal through next-to-next-to-leading order*, *Nucl. Phys. B* **724** (2005) 197 [[hep-ph/0501130](#)] [[INSPIRE](#)].
- [48] F.J. Petriello, private communication, July 2010.
- [49] C. Anastasiou, R. Boughezal and F. Petriello, *Mixed QCD-electroweak corrections to Higgs boson production in gluon fusion*, *JHEP* **04** (2009) 003 [[arXiv:0811.3458](#)] [[INSPIRE](#)].
- [50] R.V. Harlander, *Virtual corrections to  $gg \rightarrow H \rightarrow$  two loops in the heavy top limit*, *Phys. Lett. B* **492** (2000) 74 [[hep-ph/0007289](#)] [[INSPIRE](#)].
- [51] S. Catani, D. de Florian and M. Grazzini, *Higgs production in hadron collisions: soft and virtual QCD corrections at NNLO*, *JHEP* **05** (2001) 025 [[hep-ph/0102227](#)] [[INSPIRE](#)].
- [52] R.V. Harlander and W.B. Kilgore, *Soft and virtual corrections to  $pp \rightarrow H + X$  at NNLO*, *Phys. Rev. D* **64** (2001) 013015 [[hep-ph/0102241](#)] [[INSPIRE](#)].
- [53] R.V. Harlander and W.B. Kilgore, *Next-to-next-to-leading order Higgs production at hadron colliders*, *Phys. Rev. Lett.* **88** (2002) 201801 [[hep-ph/0201206](#)] [[INSPIRE](#)].
- [54] C. Anastasiou and K. Melnikov, *Higgs boson production at hadron colliders in NNLO QCD*, *Nucl. Phys. B* **646** (2002) 220 [[hep-ph/0207004](#)] [[INSPIRE](#)].
- [55] V. Ravindran, J. Smith and W.L. van Neerven, *NNLO corrections to the total cross-section for Higgs boson production in hadron hadron collisions*, *Nucl. Phys. B* **665** (2003) 325 [[hep-ph/0302135](#)] [[INSPIRE](#)].
- [56] J. Blümlein and V. Ravindran, *Mellin moments of the next-to-next-to leading order coefficient functions for the Drell-Yan process and hadronic Higgs-boson production*, *Nucl. Phys. B* **716** (2005) 128 [[hep-ph/0501178](#)] [[INSPIRE](#)].

- [57] W.-Y. Keung and F.J. Petriello, *Electroweak and finite quark-mass effects on the Higgs boson transverse momentum distribution*, *Phys. Rev. D* **80** (2009) 013007 [[arXiv:0905.2775](#)] [[INSPIRE](#)].
- [58] S. Actis, G. Passarino, C. Sturm and S. Uccirati, *NLO electroweak corrections to Higgs boson production at hadron colliders*, *Phys. Lett. B* **670** (2008) 12 [[arXiv:0809.1301](#)] [[INSPIRE](#)].
- [59] S. Actis, G. Passarino, C. Sturm and S. Uccirati, *NNLO computational techniques: the cases  $H \rightarrow \gamma\gamma$  and  $H \rightarrow gg$* , *Nucl. Phys. B* **811** (2009) 182 [[arXiv:0809.3667](#)] [[INSPIRE](#)].
- [60] D. de Florian and M. Grazzini, *Higgs production through gluon fusion: updated cross sections at the Tevatron and the LHC*, *Phys. Lett. B* **674** (2009) 291 [[arXiv:0901.2427](#)] [[INSPIRE](#)].
- [61] S. Catani, D. de Florian, M. Grazzini and P. Nason, *Soft gluon resummation for Higgs boson production at hadron colliders*, *JHEP* **07** (2003) 028 [[hep-ph/0306211](#)] [[INSPIRE](#)].
- [62] S. Moch and A. Vogt, *Higher-order soft corrections to lepton pair and Higgs boson production*, *Phys. Lett. B* **631** (2005) 48 [[hep-ph/0508265](#)] [[INSPIRE](#)].
- [63] V. Del Duca, W. Kilgore, C. Oleari, C. Schmidt and D. Zeppenfeld, *Higgs + 2 jets via gluon fusion*, *Phys. Rev. Lett.* **87** (2001) 122001 [[hep-ph/0105129](#)] [[INSPIRE](#)].
- [64] V. Del Duca, W. Kilgore, C. Oleari, C. Schmidt and D. Zeppenfeld, *Gluon fusion contributions to  $H + 2$  jet production*, *Nucl. Phys. B* **616** (2001) 367 [[hep-ph/0108030](#)] [[INSPIRE](#)].
- [65] A. Martin, W. Stirling, R. Thorne and G. Watt, *Parton distributions for the LHC*, *Eur. Phys. J. C* **63** (2009) 189 [[arXiv:0901.0002](#)] [[INSPIRE](#)].
- [66] CDF, DØ and TEVNP WORKING GROUP collaboration, *Combined CDF and DØ upper limits on Standard Model Higgs boson production with up to  $6.7 \text{ fb}^{-1}$  of data*, FERMILAB-CONF-10-257-E, Fermilab, Batavia U.S.A. (2010) [CDF-NOTE-10241] [DØ-NOTE-6096] [[arXiv:1007.4587](#)] [[INSPIRE](#)].
- [67] J. Baglio and A. Djouadi, *Predictions for Higgs production at the Tevatron and the associated uncertainties*, *JHEP* **10** (2010) 064 [[arXiv:1003.4266](#)] [[INSPIRE](#)].
- [68] J. Baglio, A. Djouadi, S. Ferrag and R. Godbole, *The Tevatron Higgs exclusion limits and theoretical uncertainties: a critical appraisal*, *Phys. Lett. B* **699** (2011) 368 [Erratum *ibid.* **B 702** (2011) 105] [[arXiv:1101.1832](#)] [[INSPIRE](#)].
- [69] J. Baglio, A. Djouadi and R. Godbole, *Clarifications on the impact of theoretical uncertainties on the Tevatron Higgs exclusion limits*, [arXiv:1107.0281](#) [[INSPIRE](#)].
- [70] V. Ahrens, T. Becher, M. Neubert and L.L. Yang, *Origin of the large perturbative corrections to Higgs production at hadron colliders*, *Phys. Rev. D* **79** (2009) 033013 [[arXiv:0808.3008](#)] [[INSPIRE](#)].
- [71] V. Ahrens, T. Becher, M. Neubert and L.L. Yang, *Renormalization-group improved prediction for Higgs production at hadron colliders*, *Eur. Phys. J. C* **62** (2009) 333 [[arXiv:0809.4283](#)] [[INSPIRE](#)].
- [72] V. Ahrens, T. Becher, M. Neubert and L.L. Yang, *Updated predictions for Higgs production at the Tevatron and the LHC*, *Phys. Lett. B* **698** (2011) 271 [[arXiv:1008.3162](#)] [[INSPIRE](#)].

- [73] P.M. Nadolsky et al., *Implications of CTEQ global analysis for collider observables*, *Phys. Rev. D* **78** (2008) 013004 [[arXiv:0802.0007](#)] [[INSPIRE](#)].
- [74] M. Spira, *The Fortran program v2HV webpage*, <http://people.web.psi.ch/spira/proglist.html>.
- [75] O. Brein, A. Djouadi and R. Harlander, *NNLO QCD corrections to the Higgs-strahlung processes at hadron colliders*, *Phys. Lett. B* **579** (2004) 149 [[hep-ph/0307206](#)] [[INSPIRE](#)].
- [76] M. Ciccolini, S. Dittmaier and M. Krämer, *Electroweak radiative corrections to associated WH and ZH production at hadron colliders*, *Phys. Rev. D* **68** (2003) 073003 [[hep-ph/0306234](#)] [[INSPIRE](#)].
- [77] P. Bolzoni, F. Maltoni, S.-O. Moch and M. Zaro, *Higgs production via vector-boson fusion at NNLO in QCD*, *Phys. Rev. Lett.* **105** (2010) 011801 [[arXiv:1003.4451](#)] [[INSPIRE](#)].
- [78] M. Ciccolini, A. Denner and S. Dittmaier, *Strong and electroweak corrections to the production of Higgs + 2 jets via weak interactions at the LHC*, *Phys. Rev. Lett.* **99** (2007) 161803 [[arXiv:0707.0381](#)] [[INSPIRE](#)].
- [79] M. Ciccolini, A. Denner and S. Dittmaier, *Electroweak and QCD corrections to Higgs production via vector-boson fusion at the LHC*, *Phys. Rev. D* **77** (2008) 013002 [[arXiv:0710.4749](#)] [[INSPIRE](#)].
- [80] L.J. Dixon and M.S. Siu, *Resonance continuum interference in the diphoton Higgs signal at the LHC*, *Phys. Rev. Lett.* **90** (2003) 252001 [[hep-ph/0302233](#)] [[INSPIRE](#)].
- [81] T. Binoth, M. Ciccolini, N. Kauer and M. Krämer, *Gluon-induced WW background to Higgs boson searches at the LHC*, *JHEP* **03** (2005) 065 [[hep-ph/0503094](#)] [[INSPIRE](#)].
- [82] T. Binoth, M. Ciccolini, N. Kauer and M. Krämer, *Gluon-induced W-boson pair production at the LHC*, *JHEP* **12** (2006) 046 [[hep-ph/0611170](#)] [[INSPIRE](#)].
- [83] J.M. Campbell, R.K. Ellis and C. Williams, *Gluon-gluon contributions to  $W^+W^-$  production and Higgs interference effects*, *JHEP* **10** (2011) 005 [[arXiv:1107.5569](#)] [[INSPIRE](#)].
- [84] J.M. Campbell and R.K. Ellis, *MCFM — Monte Carlo for FeMtobarn processes webpage*, <http://mcfm.fnal.gov/>.
- [85] J.M. Campbell and R.K. Ellis, *Next-to-leading order corrections to  $W + 2$  jet and  $Z + 2$  jet production at hadron colliders*, *Phys. Rev. D* **65** (2002) 113007 [[hep-ph/0202176](#)] [[INSPIRE](#)].
- [86] J.M. Campbell, R.K. Ellis and D.L. Rainwater, *Next-to-leading order QCD predictions for  $W + 2$  jet and  $Z + 2$  jet production at the CERN LHC*, *Phys. Rev. D* **68** (2003) 094021 [[hep-ph/0308195](#)] [[INSPIRE](#)].
- [87] S. Catani and M. Grazzini, *An NNLO subtraction formalism in hadron collisions and its application to Higgs boson production at the LHC*, *Phys. Rev. Lett.* **98** (2007) 222002 [[hep-ph/0703012](#)] [[INSPIRE](#)].
- [88] M. Grazzini, *NNLO predictions for the Higgs boson signal in the  $H \rightarrow WW \rightarrow \ell\nu\ell\nu$  and  $H \rightarrow ZZ \rightarrow 4\ell$  decay channels*, *JHEP* **02** (2008) 043 [[arXiv:0801.3232](#)] [[INSPIRE](#)].
- [89] S. Catani, F. Krauss, R. Kuhn and B. Webber, *QCD matrix elements + parton showers*, *JHEP* **11** (2001) 063 [[hep-ph/0109231](#)] [[INSPIRE](#)].
- [90] F. Krauss, *Matrix elements and parton showers in hadronic interactions*, *JHEP* **08** (2002) 015 [[hep-ph/0205283](#)] [[INSPIRE](#)].

- [91] F. Krauss, A. Schälicke, S. Schumann and G. Soff, *Simulating  $W/Z$ +jets production at the Tevatron*, *Phys. Rev. D* **70** (2004) 114009 [[hep-ph/0409106](#)] [[INSPIRE](#)].
- [92] F. Krauss, A. Schälicke, S. Schumann and G. Soff, *Simulating  $W/Z$ +jets production at the CERN LHC*, *Phys. Rev. D* **72** (2005) 054017 [[hep-ph/0503280](#)] [[INSPIRE](#)].
- [93] J. Alwall et al., *Comparative study of various algorithms for the merging of parton showers and matrix elements in hadronic collisions*, *Eur. Phys. J. C* **53** (2008) 473 [[arXiv:0706.2569](#)] [[INSPIRE](#)].
- [94] J. Winter, *QCD jet evolution at high and low scales*, Ph.D. thesis, Technische Universität Dresden, Dresden Germany March 2008.
- [95] P. Lenzi and J. Butterworth, *A study on matrix element corrections in inclusive  $Z/\gamma^*$  production at LHC as implemented in PYTHIA, HERWIG, ALPGEN and SHERPA*, [arXiv:0903.3918](#) [[INSPIRE](#)].
- [96] SM AND NLO MULTILEG WORKING GROUP collaboration, J. Andersen et al., *The SM and NLO Multileg Working Group: summary report*, [arXiv:1003.1241](#) [[INSPIRE](#)].
- [97]  $D\bar{O}$  collaboration, V.M. Abazov et al.,  *$Z$ +jet production in the  $D\bar{O}$  experiment: a comparison between data and the PYTHIA and SHERPA Monte Carlos*,  $D\bar{O}$ -NOTE-5066-CONF, Fermilab, Batavia U.S.A. March 2006.
- [98]  $D\bar{O}$  collaboration, V. Abazov et al., *Measurement of differential  $Z/\gamma^* + jet + X$  cross sections in  $p\bar{p}$  collisions at  $\sqrt{s} = 1.96$  TeV*, *Phys. Lett. B* **669** (2008) 278 [[arXiv:0808.1296](#)] [[INSPIRE](#)].
- [99] S. Höche, F. Krauss, S. Schumann and F. Siegert, *QCD matrix elements and truncated showers*, *JHEP* **05** (2009) 053 [[arXiv:0903.1219](#)] [[INSPIRE](#)].
- [100]  $D\bar{O}$  collaboration, V. Abazov et al., *Measurements of differential cross sections of  $Z/\gamma^* + jets + X$  events in proton anti-proton collisions at  $\sqrt{s} = 1.96$  TeV*, *Phys. Lett. B* **678** (2009) 45 [[arXiv:0903.1748](#)] [[INSPIRE](#)].
- [101]  $D\bar{O}$  collaboration, V.M. Abazov et al., *Measurement of  $Z/\gamma^* + jet + X$  angular distributions in  $p\bar{p}$  collisions at  $\sqrt{s} = 1.96$  TeV*, *Phys. Lett. B* **682** (2010) 370 [[arXiv:0907.4286](#)] [[INSPIRE](#)].
- [102]  $D\bar{O}$  collaboration, V.M. Abazov et al., *Measurement of the normalized  $Z/\gamma^* \rightarrow \mu^+ \mu^-$  transverse momentum distribution in  $p\bar{p}$  collisions at  $\sqrt{s} = 1.96$  TeV*, *Phys. Lett. B* **693** (2010) 522 [[arXiv:1006.0618](#)] [[INSPIRE](#)].
- [103] C.F. Berger et al., *Next-to-leading order QCD predictions for  $W + 3$ -jet distributions at hadron colliders*, *Phys. Rev. D* **80** (2009) 074036 [[arXiv:0907.1984](#)] [[INSPIRE](#)].
- [104] C.F. Berger et al., *Next-to-leading order QCD predictions for  $Z, \gamma^* + 3$ -jet distributions at the Tevatron*, *Phys. Rev. D* **82** (2010) 074002 [[arXiv:1004.1659](#)] [[INSPIRE](#)].
- [105] C.F. Berger et al., *Precise predictions for  $W + 4$  jet production at the Large Hadron Collider*, *Phys. Rev. Lett.* **106** (2011) 092001 [[arXiv:1009.2338](#)] [[INSPIRE](#)].
- [106] H. Ita et al., *Precise predictions for  $Z + 4$  jets at hadron colliders*, *Phys. Rev. D* **85** (2012) 031501 [[arXiv:1108.2229](#)] [[INSPIRE](#)].
- [107] T. Gleisberg, F. Krauss, A. Schälicke, S. Schumann and J.-C. Winter, *Studying  $W^+W^-$  production at the Fermilab Tevatron with SHERPA*, *Phys. Rev. D* **72** (2005) 034028 [[hep-ph/0504032](#)] [[INSPIRE](#)].

- [108] S. Höche, F. Krauss, M. Schönherr and F. Siegert, *Automating the POWHEG method in Sherpa*, *JHEP* **04** (2011) 024 [[arXiv:1008.5399](#)] [[INSPIRE](#)].
- [109] S. Höche, F. Krauss, M. Schönherr and F. Siegert, *NLO matrix elements and truncated showers*, *JHEP* **08** (2011) 123 [[arXiv:1009.1127](#)] [[INSPIRE](#)].
- [110] CDF collaboration, T. Aaltonen et al., *Measurement of the  $WW + WZ$  production cross section using the lepton+jets final state at CDF II*, *Phys. Rev. Lett.* **104** (2010) 101801 [[arXiv:0911.4449](#)] [[INSPIRE](#)].
- [111] DØ collaboration, V. Abazov et al., *Measurement of trilinear gauge boson couplings from  $WW + WZ \rightarrow \ell\nu jj$  events in  $p\bar{p}$  collisions at  $\sqrt{s} = 1.96$  TeV*, *Phys. Rev. D* **80** (2009) 053012 [[arXiv:0907.4398](#)] [[INSPIRE](#)].
- [112] J.M. Campbell and R.K. Ellis, *An update on vector boson pair production at hadron colliders*, *Phys. Rev. D* **60** (1999) 113006 [[hep-ph/9905386](#)] [[INSPIRE](#)].
- [113] J.M. Campbell, A. Martin and C. Williams, *NLO predictions for a lepton, missing transverse momentum and dijets at the Tevatron*, *Phys. Rev. D* **84** (2011) 036005 [[arXiv:1105.4594](#)] [[INSPIRE](#)].
- [114] M. Cacciari, S. Frixione, M.L. Mangano, P. Nason and G. Ridolfi, *Updated predictions for the total production cross sections of top and of heavier quark pairs at the Tevatron and at the LHC*, *JHEP* **09** (2008) 127 [[arXiv:0804.2800](#)] [[INSPIRE](#)].
- [115] G.C. Blazey et al., *Run II jet physics*, [hep-ex/0005012](#) [[INSPIRE](#)].
- [116] ATLAS collaboration, G. Aad et al., *Search for the Higgs boson in the  $H \rightarrow WW \rightarrow \ell\nu jj$  decay channel in  $pp$  collisions at  $\sqrt{s} = 7$  TeV with the ATLAS detector*, *Phys. Rev. Lett.* **107** (2011) 231801 [[arXiv:1109.3615](#)] [[INSPIRE](#)].
- [117] ATLAS collaboration, M.S. Neubauer, *Search for the Standard Model Higgs boson in the lepton + missing transverse energy + jets final state in ATLAS*, in *Proceedings of the DPF-2011 conference*, Providence U.S.A. August 8–13 2011 [[arXiv:1110.2265](#)] [[INSPIRE](#)].
- [118] CMS collaboration, G. Bayatian et al., *CMS technical design report, volume II: physics performance*, *J. Phys. G* **34** (2007) 995 [[INSPIRE](#)].
- [119] ATLAS collaboration, G. Aad et al., *Search for a heavy Standard Model Higgs boson in the channel  $H \rightarrow ZZ \rightarrow \ell\ell q\bar{q}$  using the ATLAS detector*, *Phys. Lett. B* **707** (2012) 27 [[arXiv:1108.5064](#)] [[INSPIRE](#)].
- [120] CMS collaboration, *Search for the Standard Model Higgs boson in the decay channel  $H \rightarrow ZZ \rightarrow \ell\ell q\bar{q}$  at CMS*, [CMS-PAS-HIG-11-017](#), CERN, Geneva Switzerland (2011) [[INSPIRE](#)].
- [121] ATLAS collaboration, *Search for a Standard Model Higgs boson in the mass range 200–600 GeV in the channel  $H \rightarrow ZZ \rightarrow \ell\ell q\bar{q}$  using the ATLAS detector*, [ATLAS-CONF-2011-150](#), CERN, Geneva Switzerland (2011).
- [122] CMS collaboration, *Search for the Higgs boson in the fully leptonic  $W^+W^-$  final state*, [CMS-PAS-HIG-11-014](#), CERN, Geneva Switzerland (2011) [[INSPIRE](#)].
- [123] ATLAS collaboration, *Search for the Standard Model Higgs boson in the  $H \rightarrow WW \rightarrow \ell\nu\nu$  decay mode using  $1.7\text{ fb}^{-1}$  of data collected with the ATLAS detector at  $\sqrt{s} = 7$  TeV*, [ATLAS-CONF-2011-134](#), CERN, Geneva Switzerland (2011).



- [124] CMS collaboration, *Search for the Higgs boson in the  $H \rightarrow ZZ \rightarrow 2\ell 2\nu$  channel in  $pp$  collisions at  $\sqrt{s} = 7$  TeV*, [CMS-PAS-HIG-11-016](#), CERN, Geneva Switzerland (2011) [[INSPIRE](#)].
- [125] ATLAS collaboration, G. Aad et al., *Search for a Standard Model Higgs boson in the  $H \rightarrow ZZ \rightarrow \ell^+ \ell^- \nu\nu$  decay channel with the ATLAS detector*, *Phys. Rev. Lett.* **107** (2011) 221802 [[arXiv:1109.3357](#)] [[INSPIRE](#)].
- [126] ATLAS collaboration, *Search for a Standard Model Higgs in the  $H \rightarrow ZZ \rightarrow \ell\nu\nu$  decay channel with  $2.05\text{fb}^{-1}$  of ATLAS data*, [ATLAS-CONF-2011-148](#), CERN, Geneva Switzerland (2011).
- [127] T. Becher and L.L. Yang, private communication, March 2010.
- [128] S. Höche, S. Schumann and F. Siegert, *Hard photon production and matrix-element parton-shower merging*, *Phys. Rev. D* **81** (2010) 034026 [[arXiv:0912.3501](#)] [[INSPIRE](#)].
- [129] T. Carli, T. Gehrmann and S. Höche, *Hadronic final states in deep-inelastic scattering with Sherpa*, *Eur. Phys. J. C* **67** (2010) 73 [[arXiv:0912.3715](#)] [[INSPIRE](#)].
- [130] S. Höche, F. Krauss, M. Schönherr and F. Siegert, *A critical appraisal of NLO+PS matching methods*, [arXiv:1111.1220](#) [[INSPIRE](#)].
- [131] J.M. Campbell and R. Ellis, *MCFM for the Tevatron and the LHC*, *Nucl. Phys. Proc. Suppl.* **205-206** (2010) 10 [[arXiv:1007.3492](#)] [[INSPIRE](#)].
- [132] C. Berger et al., *An automated implementation of on-shell methods for one-loop amplitudes*, *Phys. Rev. D* **78** (2008) 036003 [[arXiv:0803.4180](#)] [[INSPIRE](#)].
- [133] C. Berger et al., *Vector boson + jets with BlackHat and Sherpa*, *Nucl. Phys. Proc. Suppl.* **205-206** (2010) 92 [[arXiv:1005.3728](#)] [[INSPIRE](#)].
- [134] T. Binoth et al., *A proposal for a standard interface between Monte Carlo tools and one-loop programs*, *Comput. Phys. Commun.* **181** (2010) 1612 [[arXiv:1001.1307](#)] [[INSPIRE](#)].
- [135] CDF collaboration, T. Aaltonen et al., *Measurement of the cross section for  $W^-$  boson production in association with jets in  $p\bar{p}$  collisions at  $\sqrt{s} = 1.96$  TeV*, *Phys. Rev. D* **77** (2008) 011108 [[arXiv:0711.4044](#)] [[INSPIRE](#)].
- [136] A. Schälicke and F. Krauss, *Implementing the ME+PS merging algorithm*, *JHEP* **07** (2005) 018 [[hep-ph/0503281](#)] [[INSPIRE](#)].